ALIMESA
FUNDICION · FORJA · ARTESANIA
926 86 11 48 ALMAGRO

HIGHLIGHTS

PAG.288 LED RAILING SYSTEM

PAG.93 CORRIMANO SCANALATO CUBE
SLOTTED HANDRAIL CUBE

PAG.294 POST LED SYSTEM



PAG.110 EASY HOLD - SQUARE

PAG.270 CORRIMANI IN KIT PRONTI PER L'INSTALLAZIONE
HANDRAIL KITS READY FOR INSTALL

PAG.72 CHAMELEON GLASS SYSTEM

PAG.214 ELEMENTI DI ANCORAGGIO
ANCHORAGE ELEMENT

PAG.336 MANIGLIE PER PORTE
DOOR HANDLES

PAG.60 GLASS U P TOP

PAG.82-312 SUPPORTI PER VETRO DA PARETE
WALL GLASS CLAMPS

PAG.224 COPRIFLANGIA AGGIUSTABILE
ADJUSTABLE FLANGE CANOPY

PAG.78 FIXING POINT REGOLABILI
ADJUSTABLE FIXING POINTS

PAG.264 FAST FIX

PAG.243 CONNETTORI PER TUBO
TUBE FITTINGS

PAG.264 REGGICORRIMANO DA PARETE IN ZAMAC
ZAMAC WALL HANDRAIL SUPPORTS

PAG.107 PANNELLI FINITI PRONTI PER L'USO
ASSEMBLED PANELS READY TO BE INSTALLED

PAG.32 GLASS U A TOP2

PAG.233 ELEMENTI PER GRADINI SOSPESI IN VETRO
ELEMENTS FOR GLASS HANGING STEPS

PAG.86 CORRIMANO EVOLUTION
EVOLUTION HANDRAIL

PAG.273 REGGICORRIMANO
HANDRAIL SUPPORTS

PAG.24 GLASS U L

PAG.218 FLANGIA STAMPATA SUPER STRONG
SUPER STRONG STAMPED FLANGE

PAG.278 REGGICORRIMANO
HANDRAIL SUPPORT

PAG.310 CUBE SYSTEM

PAG.107 EASY HOLD - ROUND

RIPRODUZIONE VIETATA IAM DESIGN REPRODUCTION PROHIBITED www.iamdesign.com

ALIMESA
FUNDICION · FORJA · ARTESANIA
926 86 11 48 ALMAGRO

HIGHLIGHTS



In questa pagina sono presenti alcune delle Novità
Ma non è tutto qui!!

Infatti, all'interno del catalogo alcuni articoli di maggiore interesse sono stati **evidenziati** in giallo per renderne più facile l'individuazione.

This page shows some New Products,
but not only!!

In order to help you better identify items of greater interest we have **highlighted** them in yellow.

ALIMESA
FUNDICION · FORJA · ARTESANIA
926 86 11 48 ALMAGRO

INDICE

1-18 — Introduzione / Introduction

Ringhiere frameless - Frameless railings

19-70 Glass U

71-82 Chameleon Glass System and Fixing Point

83-98 Profile System

99-102 Vetri su Misura / Custom Made Glass

Sistemi di tamponamento - Buffer systems

103-112 Easy Hold

113-117 Designet

118-154 Morsetti per Vetro / Glass Clamps

155-166 Tamponamento con Tondini / Infill With Round Bars

167-180 Sistemi con fune / Rope System

Piantoni ed accessori - Posts and accessories

181-206 Montanti / Newel Posts

207-234 Elementi di ancoraggio / Anchorage elements

RIPRODUZIONE VIETATA IAM DESIGN REPRODUCTION PROHIBITED www.iamdesign.com

ALIMESA
FUNDICION · FORJA · ARTESANIA
926 86 11 48 ALMAGRO

Sistemi per corrimani - Handrail systems

Tubi e Profili vari
Tubes and Various Profiles 235-238

Giunzioni
Curves and Fittings 239-248

Tappi Terminali e Sfere
End Caps and Spheres 249-260

Reggicorrimano da parete
Wall Handrail Supports 261-270

Reggicorrimano
Handrail Supports 271-286

Led system 287-296

Wood inox System 297-304

Cube System 305-316

Systema Iron 317-324

Elementi di completamento - Completions elements

Pensiline
Canopies 325-334

Sistemi di completamento
Completion systems 335-338

Curve e servizio curvatura
Curves and Custom Bending Service 339-342

Accessori
Accessories 343-356

Normative
Regulations 357-363

RIPRODUZIONE VIETATA IAM DESIGN REPRODUCTION PROHIBITED

ALIMESA
FUNDICION · FORJA · ARTESANIA
926 86 11 48 ALMAGRO



IAM DESIGN
REPRODUCTION PROHIBITED
www.iamdesign.com

ALIMESA
FUNDICION · FORJA · ARTESANIA
926 86 11 48 ALMAGRO

SCHEMA RIASSUNTIVO DEI PRODOTTI E LE LORO APPLICAZIONI

glassU®

Glass U L (LIGHT)

Glass U "L" sono i profili in alluminio in versione Light. Sono ideali per abitazioni private e luoghi di bassa affluenza dove non si necessita di un grande carico di rottura

The Glass U "L" profiles are aluminium profiles in Light version. They are suitable for private houses and low affluence sites, where there is no need of high load resistance.

Glass U A (AVANT-GARDE)

Glass U "A" sono i profili in alluminio creati dopo la prima versione "Classic" Ideali per abitazioni private, bar, ristoranti e per la maggior parte dei luoghi pubblici, grazie all'aumentata resistenza al carico. Oltre al classico sistema di fissaggio, sono dotati di un brevettato sistema distanziatore per vetri che ne aumenta la solidità.

The Glass U "A" are aluminium profiles produced after first "Classic" version. They are suitable for private houses, cafès, restaurant and for most public places, thanks to the increased load resistance. Beyond the classic fastening system, they are equipped with a patented spacing system for the glasses, which enhances their solidy.

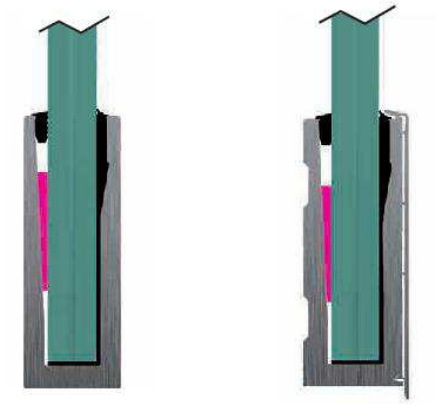

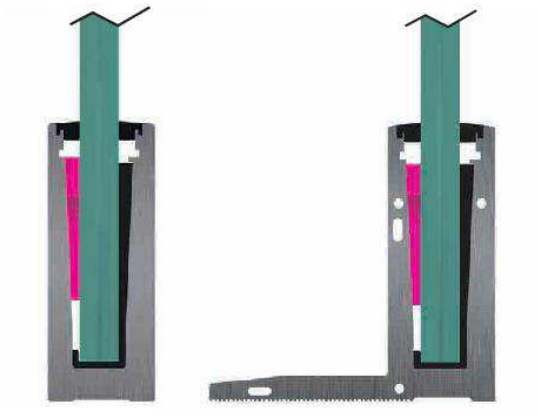

USO - USE	Luogo domestico Domestic area		Luogo pubblico Public area	
SPESS.VETRO GLASS THICKN. (ESG & VSG da ESG*)	12,76-16,76 17,52-20,76	12,76-16,76 17,52-20,76	12,76-13,52-16,76 17,52-19-20,76-21,52	12,76-13,52-16,76 17,52-19-20,76-21,52
PESO DEL PROFILO PROFILE WEIGHT	5,45kg/ml	5,92 kg/ml	7,95 kg/ml	10,10 kg/ml
POSSIBILITÀ DI ANCORAGGIO ANCHORAGE POSSIBILITY	Ancorato a pavimento Floor Anchoring	Ancorato lateralmente Lateral Anchoring	Ancorato a pavimento Floor Anchoring	Ancorato a pavimento Floor Anchoring
POSSIBILITÀ DI UTILIZZO UTILIZATION POSSIBILITY	Utilizzo su Scala Stairways Utilizzo in piano Linear	Utilizzo su Scala Stairways Utilizzo in piano Linear	Utilizzo in piano Linear	Utilizzo in piano Linear
TESTATO / TESTED — carico di progetto / design load carico di rottura / ultimate strength	1 kN/m 2 kN/m	1 kN/m 2 kN/m	2,25 kN/m 4,50 kN/m	2,25 kN/m 4,50 kN/m
CERTIFICAZIONI CERTIFICATION	CE, APPROVED NTC 2008, UNE	CE, APPROVED NTC 2008, UNE	EN 12600, CE, APPROVED to BS 6180 BS 6399-1, AbP, APPROVED NTC 2008, HKD	EN 12600, CE, APPROVED to BS 6180 BS 6399-1, APPROVED NTC 2008
NUMERO PAGINA PAGE NUMBER	24	26	30	32

RIPRODUZIONE VIETATA IAM DESIGN INNOVATION ARCHITECTURAL METAL REPRODUCTION PROHIBITED

ALIMESA
FUNDICION · FORJA · ARTESANIA
926 86 11 48 ALMAGRO

OUTLINE OF THE PRODUCTS AND THEIR APPLICATIONS

Glass U A (AVANT-GARDE)

Glass U "A" sono i profili in alluminio creati dopo la prima versione "Classic" Ideali per abitazioni private, bar, ristoranti e per la maggior parte dei luoghi pubblici, grazie all'aumentata resistenza al carico.
The aluminum profiles Glass U "A" have been developed following the initial version "Classic". They are ideal to be used in private residences, cafés, restaurants and in most of the public spaces, thanks to their load resistance

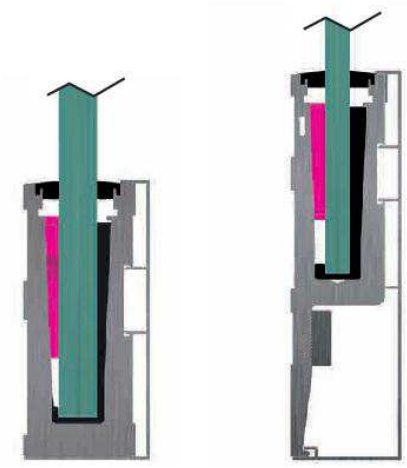

Luogo pubblico
Public area

12,76-13,52-16,76-17,52 19-20,76-21,52	12,76-13,52-16,76-17,52 19-20,76-21,52
8,02 kg/ml	9,88 kg/ml
Ancorato lateralmente Lateral Anchoring	Ancorato lateralmente Lateral Anchoring
Utilizzo su Scala Stairways Utilizzo in piano Linear	Utilizzo su Scala Stairways Utilizzo in piano Linear
2,25 kN/m 4,25 kN/m	2,25 kN/m 4,25 kN/m
36	38

Glass U S (STRONG)

Glass U "S" sono i profili in alluminio "Strong" progettati specificatamente per luoghi pubblici ad alta frequentazione come stadi, musei, centri commerciali, teatri, auditorium. Sono in grado di assorbire una forza laterale contro il vetro di 300 kg/ml, rispettando la normativa in termini di sicurezza. Oltre al classico sistema di fissaggio sono dotati di un brevettato sistema distanziatore per vetri che ne aumenta la solidità.
GLASS U "S" is an aluminum profile "Strong"
It is designed well for high traffic public spaces such as museums, shopping centres, theatres, and auditoriums. It succeeds in absorbing a 300 kg/ml side force against wind and respects security regulation. Not only does it have the usual fastening system, but it is also characterised by a distancing patented system for glass which empowers its solidity.



Luogo pubblico ad alta frequentazione
Well frequented public places

20,76-21,52-24,76 25,52-31,52	12-12,76-16,76-17,52 20,76-21,52
12,90 kg/ml	12,90 kg/ml
Ancorato a pavimento Floor Anchoring	Ancorato lateralmente Lateral Anchoring
Utilizzo in piano Linear	Utilizzo su Scala Stairways Utilizzo in piano Linear
3,50 kN/m 5,50 kN/m	3,50 kN/m 5,25 kN/m
42	44

RIPRODUZIONE VIETATA
IAM DESIGN
REPRODUCTION PROHIBITED

ALIMESA
FUNDICION · FORJA · ARTESANIA
926 86 11 48 ALMAGRO

SCHEMA RIASSUNTIVO DEI PRODOTTI E LE LORO APPLICAZIONI

glassU®

Glass U I (IRON)

Glass U "I" sono i profili "Steel" Tra tutti è il Glass U più versatile e semplice da utilizzare. A differenza degli altri sistemi è realizzato principalmente in acciaio pertanto è molto resistente e meno delicato. Disponibile nella versione pre-zincata ma anche nella versione grezza, ideale per essere saldato o incementato a filo pavimento. Dotato di carter di copertura in alluminio con effetto acciaio inox. Indicato per edifici residenziali, case private, camere d'albergo, ristoranti.

Glass U "I" are a profiles "Steel" It is the most adaptable and easy to use Glass U. It is steel, so it is very resistant and less delicate. It is available in a pre-zinc-coated or rough version and it is also works being welded or embedded in concrete. A stainless steel lookalike, aluminum cover carter is provided. Recommended for residential buildings, private houses, hotel rooms, restaurants.



Glass U C (CLASSIC)

Glass U "C" sono i profili denominati "Classic Il sistema originale dal quale si è sviluppata tutta la gamma di prodotti Glass U. Glass U "C", leggero e semplice da assemblare, è ideale per uso residenziale ma anche per la maggior parte dei luoghi pubblici a bassa frequentazione. Può essere installato a vista.

Glass U "C" are a profiles also called "Classic". The original system ,from where all range of Glass U and Glass U "C" products has been developed, is light, easy to set up and it's the ideal solution for residential use but also for the most part of the public areas with low attendance. It can be set up on sight.

	Glass U I (IRON)		Glass U C (CLASSIC)	
USO - USE	Luogo domestico Domestic area		Luogo domestico Domestic area	
SPESS.VETRO GLASS THICKN. (ESG & VSG da ESG*)	12-12,76-16,76-17,52 20,76-21,52	12-12,76-16,76-17,52 20,76-21,52	12-12,76-16,76-17,52 20,76-21,52	12-12,76-16,76-17,52 20,76-21,52
PESO DEL PROFILO PROFILE WEIGHT	12 kg/ml	12 kg/ml	5,73 kg/ml	5,53 kg/ml
POSSIBILITÀ DI ANCORAGGIO ANCHORAGE POSSIBILITY	Ancorato a pavimento Floor Anchoring	Ancorato lateralmente Lateral Anchoring	Ancorato a pavimento Floor Anchoring	Ancorato lateralmente Lateral Anchoring
POSSIBILITÀ DI UTILIZZO UTILIZATION POSSIBILITY	Utilizzo su Scala Stairways Utilizzo in piano Linear	Utilizzo su Scala Stairways Utilizzo in piano Linear	Utilizzo in piano Linear	Utilizzo in piano Linear
TESTATO TESTED carico di progetto design load carico di rottura ultimate strength	1,0 kN/m 2,0 kN/m (3 kN se annegato if buried in concrete)	1,0 kN/m 2,0 kN/m	1,0 kN/m 2,0 kN/m	1,0 kN/m 2,0 kN/m
CERTIFICAZIONI CERTIFICATION	CE	CE	EN 12600 CE	EN 12600 CE
NUMERO PAGINA PAGE NUMBER	48	50	54	56

RIPRODUZIONE VIETATA IAM DESIGN REPRODUCTION PROHIBITED www.iamdesign.com

ALIMESA
FUNDICION · FORJA · ARTESANIA
926 86 11 48 ALMAGRO

Glass U P (PRECISION)

Glass U "P" come Precision, questo profilo rivoluziona il concetto di fissaggio del vetro. Grazie al sistema brevettato di fissaggio concepito dal Team di IAM Design permette di regolare facilmente l'inclinazione del vetro, velocizzando così di molto la posa. Ideale per edifici pubblici. Glass U "P" like Precision, this profile revolutionizes the concept of glass fixing. Thanks to a fastening patented system designed by our IAM Design Team, it is possible to regulate glass grade and reach a fast laying. This is perfect for glass professionals. Recommended for public buildings.

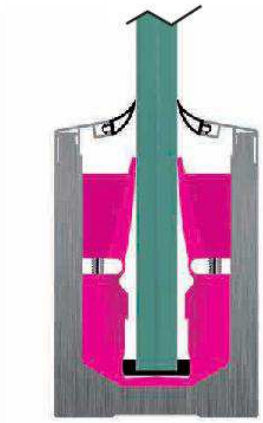

Luogo pubblico
Public area

16,76-17,52-20,76-21,52

10,22 kg/ml

Ancorato a pavimento
Floor Anchoring

Utilizzo su Scala
Stairways

Utilizzo in piano
Linear

3,0 kN/m
4,50 kN/m

60



ALIMESA
FUNDICION · FORJA · ARTESANIA
926 86 11 48 ALMAGRO

glassU® L (LIGHT) TOP

Attenzione: usare solo vetri come indicato dalle normative vigenti. Per maggiori informazioni contattare il nostro personale specializzato.

Caution: use glass only as indicated under current regulations. For more information contact our specialized personnel.

TESTED

carico di progetto design load	1,0 kN/m
carico di rottura ultimate strength	2,0 kN/m

NEW

CE · APPROVED NTC 2008 · UNE 85-238-91

IL PIÙ VENDUTO IN SPAGNA
BESTSELLER IN SPAIN

Glass U "L" sono i profili in alluminio in versione Light. Sono ideali per abitazioni private e luoghi di bassa affluenza dove non si necessita di un grande carico di rottura

The Glass U "L" profiles are aluminium profiles in Light version. They are suitable for private houses and low affluence sites, where there is no need of high load resistance.

PROVE DI CARICO STATICO
✓ UNI EN 1991-1-1 ✓ NTC 2008

STATIC LOAD TESTS
✓ UNI 10806:1999

RESISTENZA-RESISTANCE 1kN/m
Vetro-Glass 8.8.2 (16,76 mm)
laminato-laminated PVB e temperato-tempered

I profili sono forniti di:
- tappi di chiusura
- distanziali da inserire alla fine di ogni vetro
- distanziali da applicare alla base dei profili per favorire lo scorrimento dei liquidi.
- kit di cunei di fissaggio in materiale sintetico
- guarnizioni di chiusura in gomma per vetri di vari spessori indicati in tabella

Profiles are provided with:
- closure tops
- spacers to insert at the end of each glass
- spacers to apply at the base of each profile to support fluids flow
- fastening wedge kits in synthetic material
- rubber closure seals for various glass thickness, as in the chart

IL KIT E' VENDIBILE SOLO A MULTIPLI DI 3 MT
THE KIT CAN BE SOLD ONLY AT 3 MT MULTIPLES

SPESSORE VETRO GLASS THICKNESS	KIT 1 mt.	DESCRIZIONE DEGLI ELEMENTI CONTENUTI NEL KIT DA 1 MT - DESCRIPTION ON THE ELEMENTS INCLUDED IN THE 1 MT KIT			
		PROFILO-PROFILE	GUARNIZIONI - GASKETS	GUARNIZIONI - GASKETS	GUARNIZIONI - GASKETS
12,76 mm - 1/2"	E1800190/12	1 mt di/of E1800190	1 mt di/of E194073	1 mt di/of E194120	1 mt di/of E194119
16,76 mm - 21/32"	E1800190/16	1 mt di/of E1800190	1 mt di/of E194073	1 mt di/of E194074	1 mt di/of E194072
17,52 mm - 11/16"	E1800190/17	1 mt di/of E1800190	1 mt di/of E194073	1 mt di/of E194080	1 mt di/of E194081
20,76 mm - 3/4"	E1800190/20	1 mt di/of E1800190	1 mt di/of E194073	1 mt di/of E194075	1 mt di/of E194071

RIPRODUZIONE VIETATA IAM DESIGN REPRODUCTION PROHIBITED www.iamdesign.com

ALIMESA
FUNDICION · FORJA · ARTESANIA
926 86 11 48 ALMAGRO

GLASS U L TOP - ANCORAGGIO A PAVIMENTO
GLASS U L TOP - FLOOR ANCHORAGE

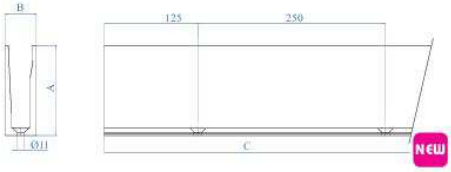

NEW

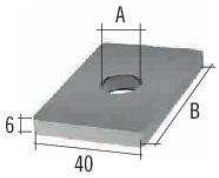

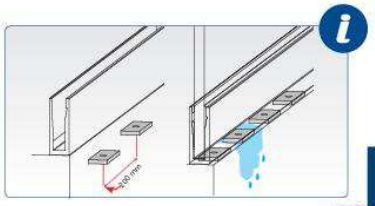

NEW

ALUMINIUM	A	B	C
E1800190	120 mm - 4 23/32"	42 mm - 1 21/32"	3000 mm - 9' - 10"

ALUMINIUM	A	B
E1800365	14 mm - 9/16"	60 mm - 2 3/8"

Cuneo ad "L" per appoggiare il vetro
"L" shaped wedge on which the glass is laid

NEW

RUBBER	Spessore vetro *Glass thickness*
E194073	12,76 -16,76 -17,52-20,76 mm - 1/2" - 21/32" -11/16"- 3/4"

tappo sinistro
Left plug

NEW

ALUMINIUM	A	B
E129453	120 mm - 4 23/32"	42 mm - 1 21/32"

Cuneo di fissaggio
Fixing wedge

NEW

RUBBER	Spessore vetro *Glass thickness*
E194120	12,76 mm - 1/2"
E194074	16,76 mm - 21/32"
E194080	17,52 mm - 11/16"
E194075	20,76 mm 3/4"

tappo destro
Right plug

NEW

ALUMINIUM	A	B
E129447	120 mm - 4 23/32"	42 mm - 1 21/32"

Guarnizione di chiusura tra profilo e vetro
Closing gasket between profile and glass

NEW

RUBBER	Spessore vetro *Glass thickness*
E194119	12,76 mm - 1/2"
E194072	16,76 mm - 21/32"
E194081	17,52 mm - 11/16"
E194071	20,76 mm 3/4"

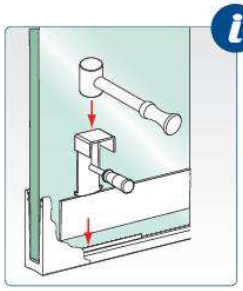

	Descrizione *Description*
E40588	Strumento per l'inserimento e l'estrazione dei cunei dal profilo Tool for insertion and removal of the wedges from the profile

Per una Facile allineatura dei vetri puoi usare gli articoli E00991-E00992-E00993 vedi a pagina 64 per meggiori dettagli.
For an easy alignment of the glasses, you can use articles E00991-E00992-E00993. Have a look at page 64 for more details

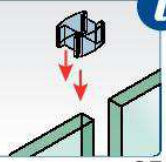

ALIMESA
FUNDICION · FORJA · ARTESANIA
926 86 11 48 ALMAGRO

glassU® L (LIGHT) SIDE

Attenzione: usare solo vetri come indicato dalle normative vigenti. Per maggiori informazioni contattare il nostro personale specializzato.

Caution: use glass only as indicated under current regulations. For more information contact our specialized personnel.

TESTED

carico di progetto design load	1,0 kN/m
carico di rottura ultimate strength	2,0 kN/m

NEW



CE · APPROVED NTC 2008 · UNE 85-238-91

IL PIÙ VENDUTO IN SPAGNA
BESTSELLER IN SPAIN

Glass U "L" sono i profili in alluminio in versione Light. Sono ideali per abitazioni private e luoghi di bassa affluenza dove non si necessita di un grande carico di rottura

The Glass U "L" profiles are aluminium profiles in Light version. They are suitable for private houses and low affluence sites, where there is no need of high load resistance.

PROVE DI CARICO STATICO
✓ UNI EN 1991-1-1 ✓ NTC 2008

STATIC LOAD TESTS
✓ UNI 10806:1999

RESISTENZA-RESISTANCE 1 kN/m
Vetro-Glass 8.8.2 (16,76 mm)
laminato-laminated PVB e temperato-tempered



I profili sono forniti di:
- tappi di chiusura
- distanziali da inserire alla fine di ogni vetro
- distanziali da applicare alla base dei profili per favorire lo scorrimento dei liquidi.
- kit di cunei di fissaggio in materiale sintetico
- guarnizioni di chiusura in gomma per vetri di vari spessori indicati in tabella

Profiles are provided with:
- closure tops
- spacers to insert at the end of each glass
- spacers to apply at the base of each profile to support fluids flow
- fastening wedge kits in synthetic material
- rubber closure seals for various glass thickness, as in the chart

IL KIT E' VENDIBILE SOLO A MULTIPLI DI 3 MT
THE KIT CAN BE SOLD ONLY AT 3 MT MULTIPLES

SPESSORE VETRO GLASS THICKNESS	KIT 1 mt.	DESCRIZIONE DEGLI ELEMENTI CONTENUTI NEL KIT DA 1 MT - DESCRIPTION ON THE ELEMENTS INCLUDED IN THE 1 MT KIT				
		PROFILO - PROFILE	COVER	GUARNIZIONI - GASKETS	GUARNIZIONI - GASKETS	GUARNIZIONI - GASKETS
12,76 mm - 1/2"	E1800195/12	1 mt di/of E1800195	1 mt di/of E1800196	1 mt di/of E194073	1 mt di/of E194120	1 mt di/of E194119
16,76 mm - 21/32"	E1800195/16	1 mt di/of E1800195	1 mt di/of E1800196	1 mt di/of E194073	1 mt di/of E194074	1 mt di/of E194072
17,52 mm - 11/16"	E1800195/17	1 mt di/of E1800195	1 mt di/of E1800196	1 mt di/of E194073	1 mt di/of E194080	1 mt di/of E194081
20,76 mm - 3/4"	E1800195/20	1 mt di/of E1800195	1 mt di/of E1800196	1 mt di/of E194073	1 mt di/of E194075	1 mt di/of E194071

RIPRODUZIONE VIETATA · IAM DESIGN · REPRODUCTION PROHIBITED · www.iamdesign.com

ALIMESA
FUNDICION · FORJA · ARTESANIA
926 86 11 48 ALMAGRO

GLASSU L SIDE - ANCORAGGIO A PARETE
GLASSU L SIDE - WALL ANCHORAGE

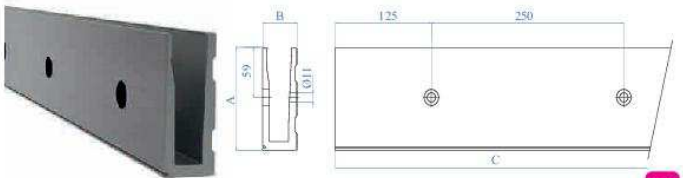

NEW

ALUMINIUM	A	B	C
E1800195	121 mm - 4 3/4"	44,5 mm - 4 3/4"	3000 mm - 9' - 10"

NEW

ALUMINIUM	A	B
E1800196	130 mm - 5 1/8"	11 mm - 7/16"

Cuneo ad "L" per appoggiare il vetro
"L" shaped wedge on which the glass is laid

NEW

RUBBER	Spessore vetro *Glass thickness*
E194073	12,76 -16,76 -17,52-20,76 mm - 1/2" - 21/32" -11/16"- 3/4"

tappo sinistro
Left plug

NEW

ALUMINIUM	A	B
E129521	120 mm - 4 23/32"	42 mm - 1 21/32"



Cuneo di fissaggio
Fixing wedge

NEW

RUBBER	Spessore vetro *Glass thickness*
E194120	12,76 mm - 1/2"
E194074	16,76 mm - 21/32"
E194080	17,52 mm - 11/16"
E194075	20,76 mm 3/4"



tappo destro
Right plug

NEW

ALUMINIUM	A	B
E129515	120 mm - 4 23/32"	42 mm - 1 21/32"

Guarnizione di chiusura tra profilo e vetro
Closing gasket between profile and glass

NEW

RUBBER	Spessore vetro *Glass thickness*
E194119	12,76 mm - 1/2"
E194072	16,76 mm - 21/32"
E194081	17,52 mm - 11/16"
E194071	20,76 mm 3/4"

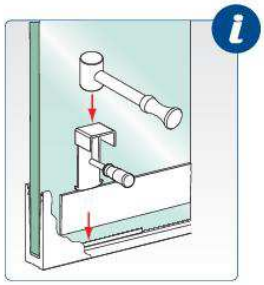

	Descrizione *Description*
E40588	Strumento per l'inserimento e l'estrazione dei cunei dal profilo Tool for insertion and removal of the wedges from the profile

Per una Facile allineatura dei vetri puoi usare gli articoli E00991-E00992-E00993 vedi a pagina 64 per meggiori dettagli.
For an easy alignment of the glasses, you can use articles E00991-E00992-E00993. Have a look at page 64 for more details

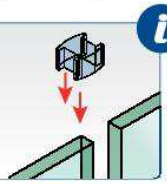

ALIMESA
FUNDICION · FORJA · ARTESANIA
926 86 11 48 ALMAGRO

INSTALLAZIONE A PAVIMENTO - FLOOR ANCHORAGE INSTALLATION GLASS U L TOP

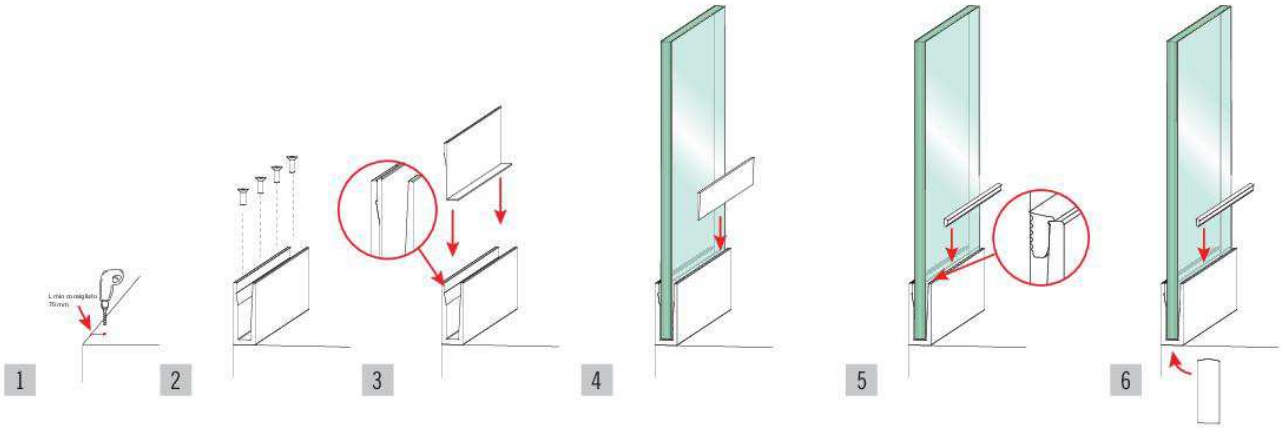

INSTALLAZIONE A PARETE - WALL ANCHORAGE INSTALLATION GLASS U L SIDE

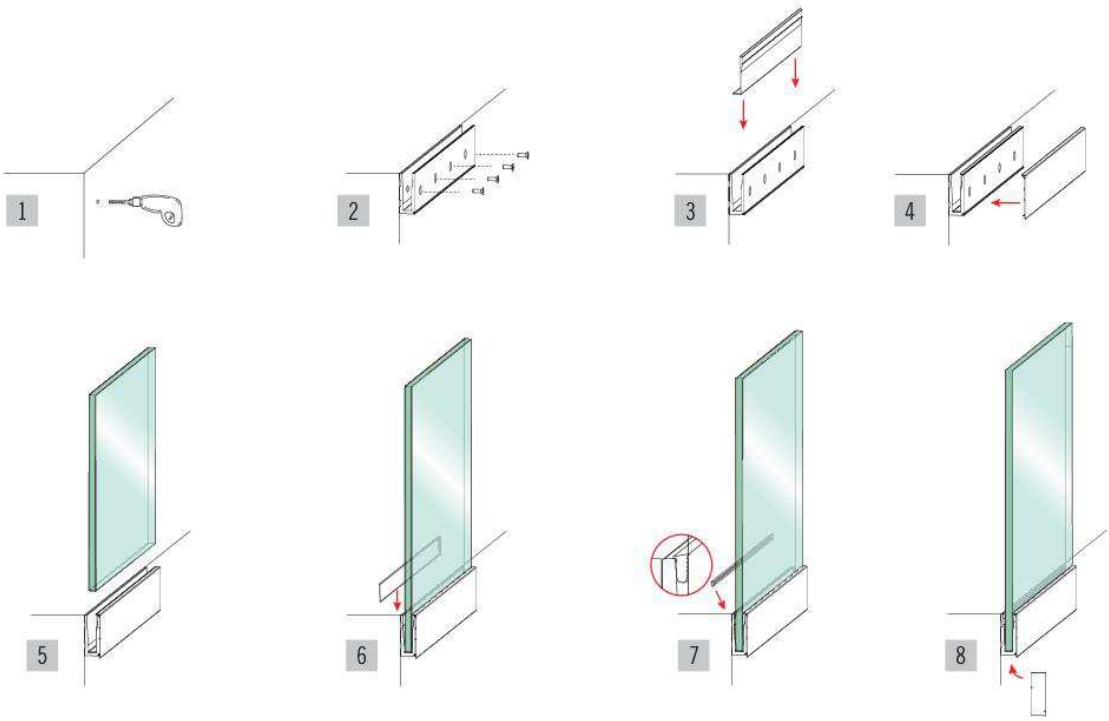

RIPRODUZIONE VIETATA IAM DESIGN REPRODUCTION PROHIBITED www.iamdesign.com

ALIMESA
FUNDICION · FORJA · ARTESANIA
926 86 11 48 ALMAGRO



ALIMESA
FUNDICION · FORJA · ARTESANIA
926 86 11 48 ALMAGRO

glassU® A (AVANT-GARDE) TOP1

Attenzione: usare solo vetri come indicato dalle normative vigenti. Per maggiori informazioni contattare il nostro personale specializzato.

Caution: use glass only as indicated under current regulations. For more information contact our specialized personnel.

TESTED

carico di progetto design load	2,25 kN/m
carico di rottura ultimate strength	4,50 kN/m

HETI ISO 17025 · MIAMI-DADE COUNTY APPROVED · EN 12600 · CE · APPROVED to BS 6180 BS 6399-1 · APPROVED NTC 2008 · AbP CERTIFICATED DIN 18008

PROVE DI CARICO STATICO

✓ UNI EN 1991-1-1 ✓ NTC 2008

STATIC LOAD TESTS

✓ UNI 10806:1999

RESISTENZA-RESISTANCE 1 kN/m
Vetro-Glass 8.8.2 (16,76 mm)
laminato-laminated PVB e temperato-tempered

RESISTENZA-RESISTANCE 2kN/m
Vetro-Glass 10.10.4 (21,52 mm)
laminato-laminated PVB e temperato-tempered

Glass U "A" sono i profili in alluminio creati dopo la prima versione "Classic" Ideali per abitazioni private, bar, ristoranti e per la maggior parte dei luoghi pubblici, grazie all'aumentata resistenza al carico. Oltre al classico sistema di fissaggio, sono dotati di un brevettato sistema distanziatore per vetri che ne aumenta la solidità.

The Glass U "A" are aluminium profiles produced after first "Classic" version. They are suitable for private houses, cafès, restaurant and for most public places, thanks to the increased load resistance. Beyond the classic fastening system, they are equipped with a patented spacing system for the glasses, which enhances their solidy.

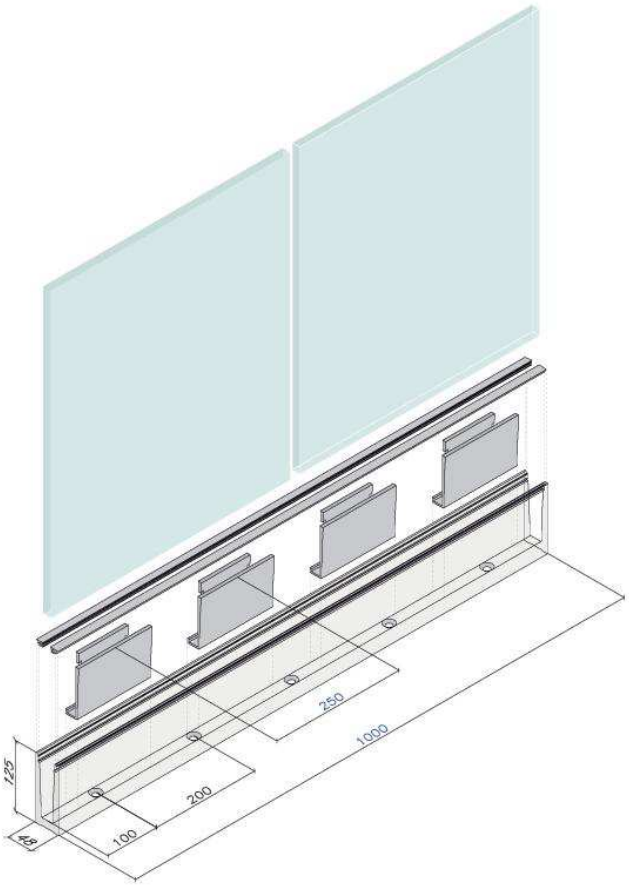

I profili sono forniti di:
- tappi di chiusura
- distanziali da inserire alla fine di ogni vetro
- distanziali da applicare alla base dei profili per favorire lo scorrimento dei liquidi.
- kit di cunei di fissaggio in materiale sintetico
- guarnizioni di chiusura in gomma per vetri di vari spessori indicati in tabella

Profiles are provided with:
- closure tops
- spacers to insert at the end of each glass
- spacers to apply at the base of each profile to support fluids flow
- fastening wedge kits in synthetic material
- rubber closure seals for various glass thickness, as in the chart

IL KIT E' VENDIBILE SOLO A MULTIPLI DI 3 MT
THE KIT CAN BE SOLD ONLY AT 3 MT MULTIPLES

SPESSORE VETRO GLASS THICKNESS	KIT 1 mt.	DESCRIZIONE DEGLI ELEMENTI CONTENUTI NEL KIT DA 1 MT - DESCRIPTION ON THE ELEMENTS INCLUDED IN THE 1 MT KIT		
		PROFILO - PROFILE	SET CUNEI - WEDGE SET	GUARNIZIONI - GASKETS
12,76 mm - 1/2"	E1800130/12	1 mt. di/of E1800130	Nr. 1 di/of E1804600	2 mts. di/of E1804620
13,52 mm 17/32"	E1800130/13	1 mt. di/of E1800130	Nr. 1 di/of E1807600	2 mts. di/of E1804620
15 mm - 19/32"	E1800130/15	1 mt. di/of E1800130	Nr. 1 di/of E1808600	2 mts. di/of E1804620
16,76 mm - 21/32"	E1800130/16	1 mt. di/of E1800130	Nr. 1 di/of E1809600	2 mts. di/of E1803620
17,52 mm - 11/16"	E1800130/17	1 mt. di/of E1800130	Nr. 1 di/of E1805600	2 mts. di/of E1803620
19 mm - 3/4"	E1800130/19	1 mt. di/of E1800130	Nr. 1 di/of E1810600	2 mts. di/of E1803620
20,76 mm - 3/4" - 21,52 mm - 27/32"	E1800130/20	1 mt. di/of E1800130	Nr. 1 di/of E1806600	2 mts. di/of E1806620

RIPRODUZIONE VIETATA · IAM DESIGN · REPRODUCTION PROHIBITED · www.iamdesign.com

ALIMESA
FUNDICION · FORJA · ARTESANIA
926 86 11 48 ALMAGRO

• GLASS U A TOP1

GLASS U A TOP1 - ANCORAGGIO A PAVIMENTO
GLASS U A TOP1 - FLOOR ANCHORAGE

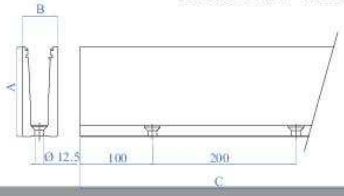

ALUMINIUM	A	B	C
E1800130	125 mm - 4 59/64"	48 mm - 1 57/64"	3000 mm - 9' - 10"

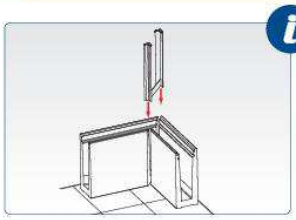

AISI316	A	B	C
E1999001	125 mm - 4 59/64"	78 mm - 3 1/16"	15 mm - 19/32"

KIT DI SPESSORI PER CORREGGERE EVENTUALI DISLIVELLI DELLA SUPERFICIE DI INSTALLAZIONE
LEVELING KITS FOR SURFACES THAT MAY NOT BE UNIFORMED

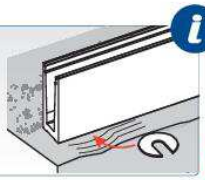

NEW

ALUMINIUM	Spessore *Thickness*	Kit
E1800380	1 - 2 mm - 1/32" - 3/32"	5+5 pz/pc

ALUMINIUM	A	B
E1800215	125 mm - 4 59/64"	48 mm - 1 57/64"

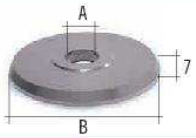

TAPPO PER PROFILO INCLINATO DA APPLICARE CON IL BIADESIVO E91904
CAP FOR INCLINED PROFILE TO BE APPLIED BY DOUBLE-SIDED STICKY TAPE E91904

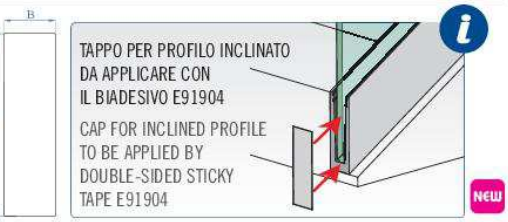

NEW

ALUMINIUM	A	B	Kit
E1800351	Ø 20 mm - 3/4" dia.	Ø 48 mm - 1 57/64" dia.	15 pz./pc.

ALUMINIUM	A	B
E1800219	170 mm - 6 11/16"	48 mm - 1 57/64"

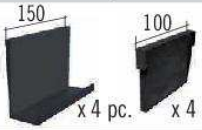

Kit di fissaggio per parapetto di 1 m
Fixing kit for 1 meter baluster

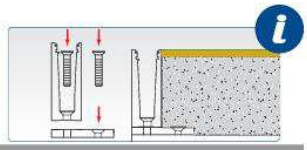

IRON - ZINC	A	B
E1800360	100 mm - 3 15/16"	100 mm - 3 15/16"

PLASTIC	Spessore vetro *Glass thickness*
E1804600	12,76 mm - 1/2"
E1807600	13,52 mm - 17/32"
E1808600	15 mm - 19/32"
E1809600	16,76 mm - 21/32"
E1805600	17,52 mm - 11/16"
E1810600	19 mm - 3/4"
E1806600	20,76 - 21,52 mm - 3/4" - 27/32"



Per vetri di spessore **15 mm**, utilizza le guarnizioni come indicato nella grafica.
For 15-mm-thick glass, use the rubbers as shown in the graphic.

lato/side A E1804620
lato/side B E1803620

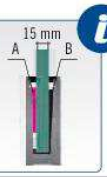

RUBBER	Spessore vetro *Glass thickness*	L
E1804620	12,76-13,52 mm e/and 15 mm - 1/2" - 17/32" - 19/32"	30 m - 100'
E1803620	16,76-17,52 e/and 19 mm - 21/32" - 11/16" - 3/4"	30 m - 100'
E1806620	20,76 e 21,52 mm - 3/4" and 27/32"	30 m - 100'

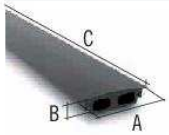

PUOI TAGLIARLO ED OTTENERE I TUOI DISTANZIALI SU MISURA!
YOU CAN CUT IT AND GET YOUR CUSTOM-CUT SPACERS!

RUBBER	A	B	L
E1999004	45 mm - 1" 25/32	10,5 mm - 25/32"	500 mm - 1' 7" 11/16"

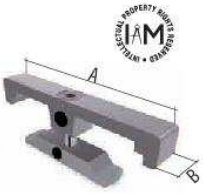

I DISTANZIALI INSERITI ALLA FINE DI OGNI VETRO GARANTISCONO UNA MAGGIORE SICUREZZA E STABILITÀ DEL PROFILO NEL TEMPO. ANNULLA TOTALMENTE LE DEFORMAZIONI SUL PROFILO RIDUCE LA FLESSIONE DEL VETRO FINO AL 30%

SPACERS, WHICH ARE INSERTED AT THE END OF EACH GLASS, GUARANTEE MORE SAFETY AND STABILITY TO THE PROFILE. ALIGNS THE PROFILE AND REDUCE THE GLASS FLEXION UP TO 30%

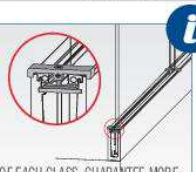

Per una Facile allineatura dei vetri puoi usare gli articoli E00991-E00992-E00993 vedi a pagina 64 per meggiori dettagli.
For an easy alignment of the glasses, you can use articles E00991-E00992-E00993. Have a look at page 64 for more details

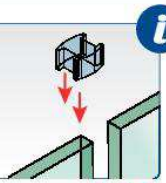

AISI316	A	B
E1800240	58 mm - 2 9/32"	15 mm - 19/32"

RIPRODUZIONE VIETATA
IAM DESIGN
REPRODUCTION PROHIBITED

ALIMESA
FUNDICION · FORJA · ARTESANIA
926 86 11 48 ALMAGRO

glassU® A (AVANT-GARDE) TOP2

Attenzione: usare solo vetri come indicato dalle normative vigenti. Per maggiori informazioni contattare il nostro personale specializzato.

Caution: use glass only as indicated under current regulations. For more information contact our specialized personnel.

TESTED

carico di progetto design load	2,25 kN/m
carico di rottura ultimate strength	4,50 kN/m

NEW

EN 12600 · CE · APPROVED to BS 6180 BS 6399-1 · APPROVED NTC 2008

PROVE DI CARICO STATICO — STATIC LOAD TESTS

✓ UNI EN 1991-1-1 ✓ NTC 2008 ✓ UNI 10806:1999

RESISTENZA-RESISTANCE 1kN/m	RESISTENZA-RESISTANCE 2kN/m	RESISTENZA-RESISTANCE 3kN/m
Vetro-Glass 8.8.2 (16,76 mm) laminato-laminated PVB e temperato-tempered	Vetro-Glass 10.10.4 (21,52 mm) laminato-laminated PVB e temperato-tempered	Vetro-Glass 10.10.4 (21,52 mm) laminato-laminated SGP (SentryGlas®Plus) e-and temperato-tempere



Glass U "A" sono i profili in alluminio creati dopo la prima versione "Classic" Ideali per abitazioni private, bar, ristoranti e per la maggior parte dei luoghi pubblici, grazie all'aumentata resistenza al carico. Oltre al classico sistema di fissaggio, sono dotati di un brevettato sistema distanziatore per vetri che ne aumenta la solidità.

The Glass U "A" are aluminium profiles produced after first "Classic" version. They are suitable for private houses, cafès, restaurant and for most public places, thanks to the increased load resistance. Beyond the classic fastening system, they are equipped with a patented spacing system for the glasses, which enhances their solidy.

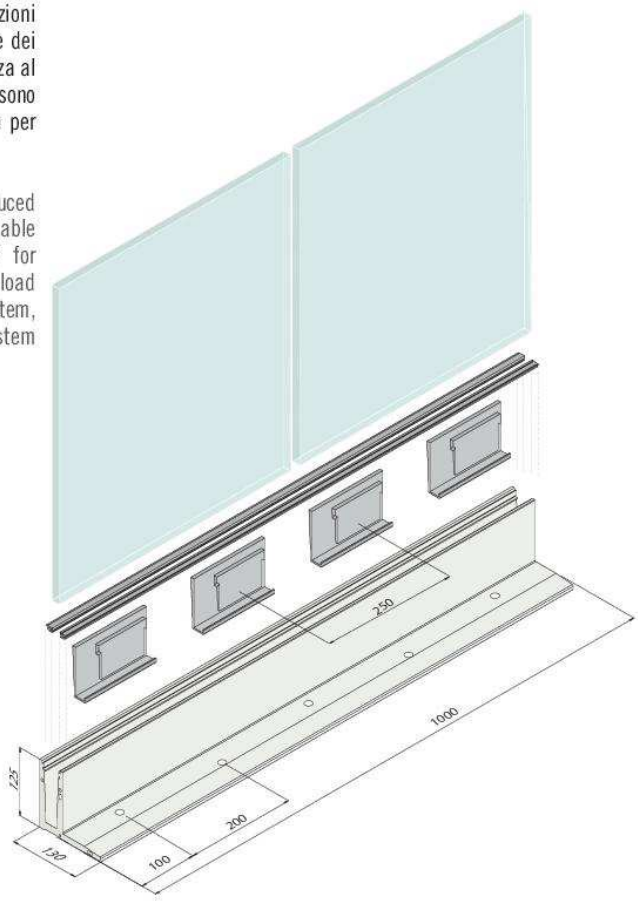

I profili sono forniti di:
- tappi di chiusura
- distanziali da inserire alla fine di ogni vetro
- distanziali da applicare alla base dei profili per favorire lo scorrimento dei liquidi.
- kit di cunei di fissaggio in materiale sintetico
- guarnizioni di chiusura in gomma per vetri di vari spessori indicati in tabella

Profiles are provided with:
- closure tops
- spacers to insert at the end of each glass
- spacers to apply at the base of each profile to support fluids flow
- fastening wedge kits in synthetic material
- rubber closure seals for various glass thickness, as in the chart

IL KIT E' VENDIBILE SOLO A MULTIPLI DI 3 MT
THE KIT CAN BE SOLD ONLY AT 3 MT MULTIPLES

SPESSORE VETRO GLASS THICKNESS	KIT 1 mt.	DESCRIZIONE DEGLI ELEMENTI CONTENUTI NEL KIT DA 1 MT - DESCRIPTION ON THE ELEMENTS INCLUDED IN THE 1 MT KIT		
		PROFILO - PROFILE	SET CUNEI - WEDGE SET	GUARNIZIONI - GASKETS
12,76 mm - 1/2"	E1800170/12	1 mt. di/of E1800170	Nr. 1 di/of E1804600	2 mts. di/of E1804620
13,52 mm 17/32"	E1800170/13	1 mt. di/of E1800170	Nr. 1 di/of E1807600	2 mts. di/of E1804620
15 mm - 19/32"	E1800170/15	1 mt. di/of E1800170	Nr. 1 di/of E1808600	2 mts. di/of E1804620
16,76 mm - 21/32"	E1800170/16	1 mt. di/of E1800170	Nr. 1 di/of E1809600	2 mts. di/of E1803620
17,52 mm - 11/16"	E1800170/17	1 mt. di/of E1800170	Nr. 1 di/of E1805600	2 mts. di/of E1803620
19 mm - 3/4"	E1800170/19	1 mt. di/of E1800170	Nr. 1 di/of E1810600	2 mts. di/of E1803620
20,76 mm - 3/4" - 21,52 mm - 27/32"	E1800170/20	1 mt. di/of E1800170	Nr. 1 di/of E1806600	2 mts. di/of E1806620

RIPRODUZIONE VIETATA IAM DESIGN REPRODUCTION PROHIBITED

ALIMESA
FUNDICION · FORJA · ARTESANIA
926 86 11 48 ALMAGRO

• GLASS U A TOP2

GLASS U A TOP2 - ANCORAGGIO A PAVIMENTO
GLASS U A TOP2 - FLOOR ANCHORAGE

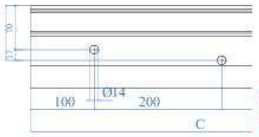

NEW

ALUMINIUM	A	B	C
E1800170	125 mm - 4 59/64"	49 mm - 1 15/16"	3000 mm - 9' - 10"

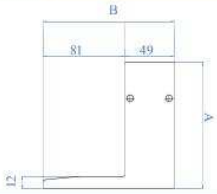

NEW

ALUMINIUM	A	B
E1800217	125 mm - 4 59/64"	130 mm - 5 1/8"

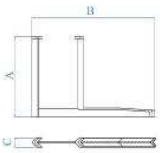

NEW

AISI316	A	B	C
E1999005	127 mm - 5"	195 mm - 7 11/16"	15 mm - 19/32"

NEW

AISI316	A	B	C
E1999006	127 mm - 5"	195 mm - 7 11/16"	15 mm - 19/32"

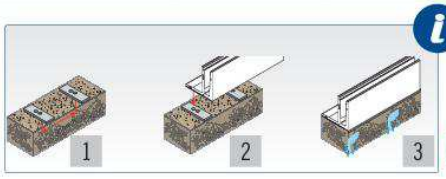

NEW

ALUMINIUM	A	B	C	Kit
E1800345	11 mm - 7/16"	40 mm - 1 9/16"	6 mm - 1/4"	15 pz./pc.

KIT DI SPESSORI PER CORREGGERE EVENTUALI DISLIVELLI DELLA SUPERFICIE DI INSTALLAZIONE
LEVELING KITS FOR SURFACES THAT MAY NOT BE UNIFORMED

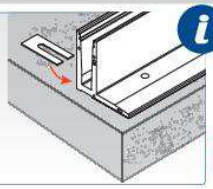

NEW

ALUMINIUM	Spessore *Thickness*	Kit
E1800375	1 - 2 mm - 1/32" - 3/32"	5+5 pz./pc.

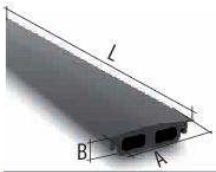

PUOI TAGLIARLO ED OTTENERE I TUOI DISTANZIALI SU MISURA!
YOU CAN CUT IT AND GET YOUR CUSTOM-CUT SPACERS!

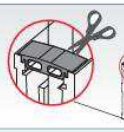

RUBBER	A	B	L
E1999004	45 mm - 1"25/32	10,5 mm - 25/32"	500 mm - 1' 7"11/16"

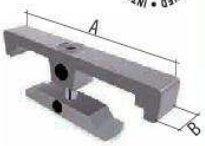

I DISTANZIALI INSERITI ALLA FINE DI OGNI VETRO GARANTISCONO UNA MAGGIORE SICUREZZA E STABILITÀ DEL PROFILO NEL TEMPO. ANNULLA TOTALMENTE LE DEFORMAZIONI SUL PROFILO RIDUCE LA FLESSIONE DEL VETRO FINO AL 30%

SPACERS, WHICH ARE INSERTED AT THE END OF EACH GLASS, GUARANTEE MORE SAFETY AND STABILITY TO THE PROFILE. ALIGNS THE PROFILE AND REDUCES THE GLASS FLEXION UP TO 30%

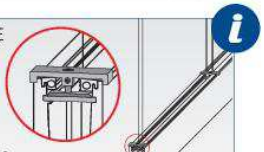

AISI316	A	B
E1800240	58 mm - 2 9/32"	15 mm - 19/32"



Per vetri di spessore **15 mm**, utilizza le guarnizioni come indicato nella grafica.
For 15-mm-thick glass, use the rubbers as shown in the graphic.

lato/side A E1804620
lato/side B E1803620

RUBBER	Spessore vetro *Glass thickness*	L
E1804620	12,76-13,52 mm e/and 15 mm - 1/2" - 17/32" - 19/32"	30 m - 100'
E1803620	16,76-17,52 e/and 19 mm - 21/32" - 11/16" - 3/4"	30 m - 100'
E1806620	20,76 e 21,52 mm - 3/4" and 27/32"	30 m - 100'

x 4 pc.

x 4 pc.

Kit di fissaggio per parapetto di 1 m
Fixing kit for 1 meter baluster

PLASTIC	Spessore vetro *Glass thickness*
E1804600	12,76 mm - 1/2"
E1807600	13,52 mm - 17/32"
E1808600	15 mm - 19/32"
E1809600	16,76 mm - 21/32"
E1805600	17,52 mm - 11/16"
E1810600	19 mm - 3/4"
E1806600	20,76 - 21,52 mm - 3/4" - 27/32"

Per una Facile allineatura dei vetri puoi usare gli articoli E00991-E00992-E00993 vedi a pagina 64 per meggiori dettagli.
For an easy alignment of the glasses, you can use articles E00991-E00992-E00993. Have a look at page 64 for more details

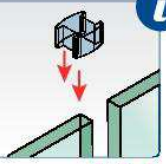

RIPRODUZIONE VIETATA
IAM DESIGN
REPRODUCTION PROHIBITED

ALIMESA
FUNDICION · FORJA · ARTESANIA
926 86 11 48 ALMAGRO

INSTALLAZIONE A PAVIMENTO - FLOOR ANCHORAGE INSTALLATION GLASS U A TOP1

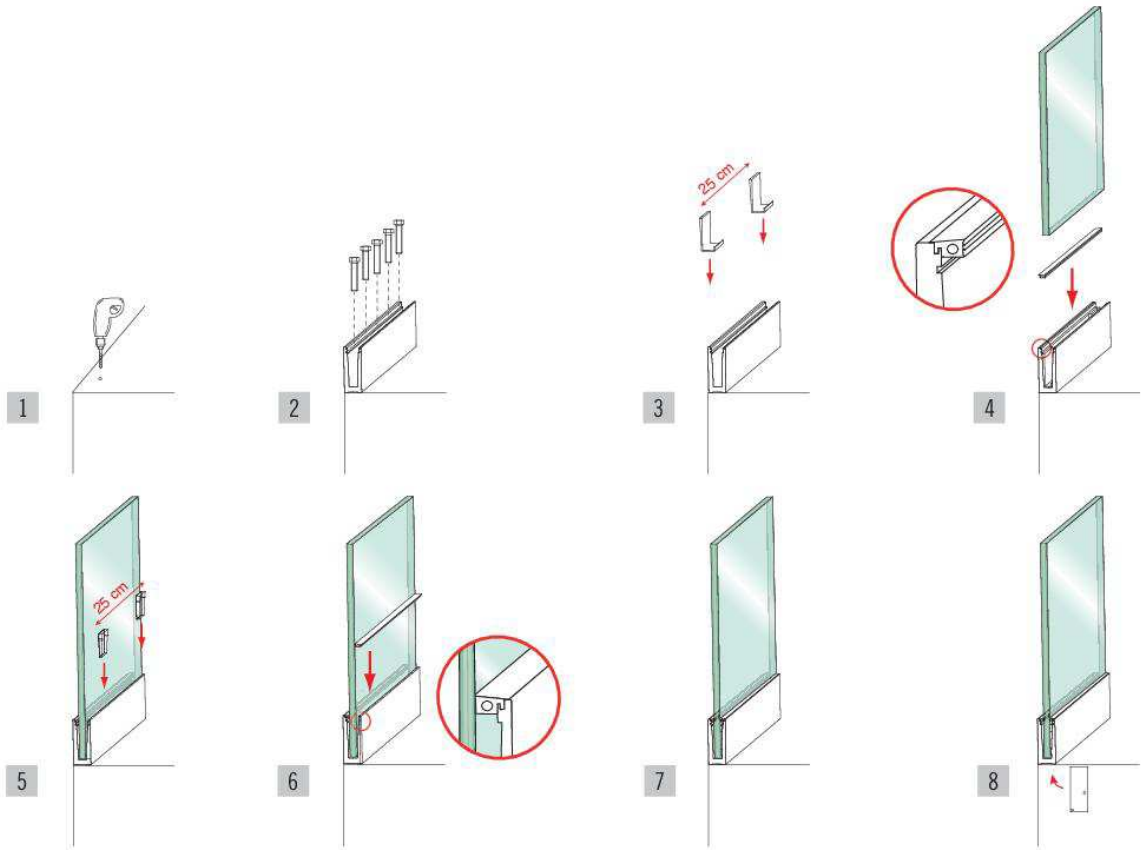

INSTALLAZIONE A PAVIMENTO - FLOOR ANCHORAGE INSTALLATION GLASS U A TOP2

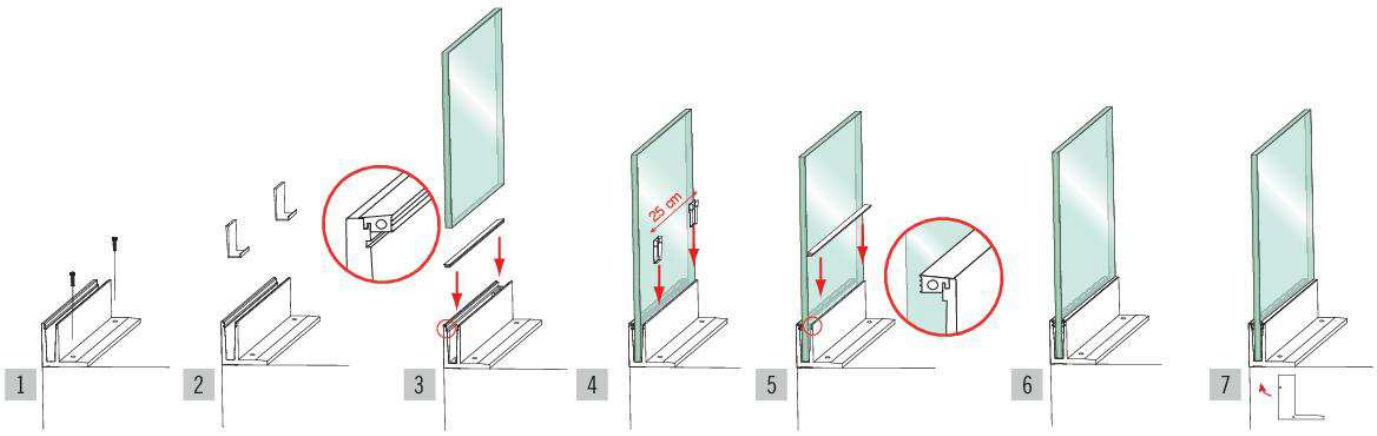

RIPRODUZIONE VIETATA IAM DESIGN REPRODUCTION PROHIBITED www.iamdesign.com

ALIMESA
FUNDICION · FORJA · ARTESANIA
926 86 11 48 ALMAGRO



ALIMESA
FUNDICION · FORJA · ARTESANIA
926 86 11 48 ALMAGRO

glassU® A (AVANT-GARDE) SIDE1

Attenzione: usare solo vetri come indicato dalle normative vigenti. Per maggiori informazioni contattare il nostro personale specializzato.

Caution: use glass only as indicated under current regulations. For more information contact our specialized personnel.

TESTED

carico di progetto design load	2,25 kN/m
carico di rottura ultimate strength	4,25 kN/m

EN 12600 · CE · APPROVED to BS 6180 BS 6399-1 · APPROVED NTC 2008 · AbP CERTIFICATED DIN 18008



PROVE DI CARICO STATICO

✓ UNI EN 1991-1-1 ✓ NTC 2008

RESISTENZA-RESISTANCE 1 kN/m
Vetro-Glass 8.8.2 (16,76 mm)
laminato-laminated PVB e temperato-tempered

STATIC LOAD TESTS

✓ UNI 10806:1999

RESISTENZA-RESISTANCE 2kN/m
Vetro-Glass 10.10.4 (21,52 mm)
laminato-laminated PVB e temperato-tempered

Glass U "A" sono i profili in alluminio creati dopo la prima versione "Classic" Ideali per abitazioni private, bar, ristoranti e per la maggior parte dei luoghi pubblici, grazie all'aumentata resistenza al carico.

The aluminum profiles Glass U "A" have been developed following the initial version "Classic". They are ideal to be used in private residences, cafés, restaurants and in most of the public spaces, thanks to their load resistance

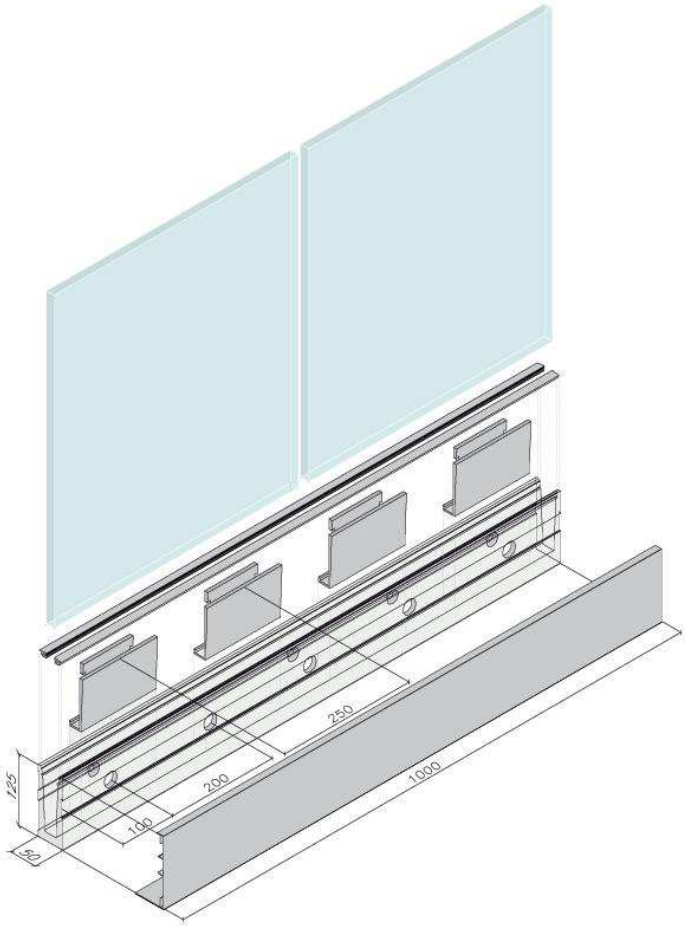

I profili sono forniti di:
- tappi di chiusura
- distanziali da inserire alla fine di ogni vetro
- distanziali da applicare alla base dei profili per favorire lo scorrimento dei liquidi.
- kit di cunei di fissaggio in materiale sintetico
- guarnizioni di chiusura in gomma per vetri di vari spessori indicati in tabella

Profiles are provided with:
- closure tops
- spacers to insert at the end of each glass
- spacers to apply at the base of each profile to support fluid flow
- fastening wedge kits in synthetic material
- rubber closure seals for various glass thickness, as in the chart

IL KIT E' VENDIBILE SOLO A MULTIPLI DI 3 MT
THE KIT CAN BE SOLD ONLY AT 3 MT MULTIPLES

SPESSORE VETRO GLASS THICKNESS	KIT 1 mt.	DESCRIZIONE DEGLI ELEMENTI CONTENUTI NEL KIT DA 1 MT - DESCRIPTION ON THE ELEMENTS INCLUDED IN THE 1 MT KIT		
		PROFILO - PROFILE	SET CUNEI - WEDGE SET	GUARNIZIONI - GASKETS
12,76 mm - 1/2"	E1800140/12	1 mt. di/of E1800140	Nr. 1 di E1804600	2 mts. di/of E1804620
13,52 mm 17/32"	E1800140/13	1 mt. di/of E1800140	Nr. 1 di E1807600	2 mts. di/of E1804620
15 mm - 19/32"	E1800140/15	1 mt. di/of E1800140	Nr. 1 di E1808600	2 mts. di/of E1804620
16,76 mm - 21/32"	E1800140/16	1 mt. di/of E1800140	Nr. 1 di E1809600	2 mts. di/of E1803620
17,52 mm - 11/16"	E1800140/17	1 mt. di/of E1800140	Nr. 1 di E1805600	2 mts. di/of E1803620
19 mm - 3/4"	E1800140/19	1 mt. di/of E1800140	Nr. 1 di E1810600	2 mts. di/of E1803620
20,76 mm - 3/4" - 21,52 mm - 27/32"	E1800140/20	1 mt. di/of E1800140	Nr. 1 di E1806600	2 mts. di/of E1806620

RIPRODUZIONE VIETATA · IAM DESIGN · REPRODUCTION PROHIBITED

ALIMESA
FUNDICION · FORJA · ARTESANIA
926 86 11 48 ALMAGRO

• GLASS U A SIDE1

GLASS U A SIDE1 - ANCORAGGIO A PARETE
GLASS U A SIDE1 - WALL ANCHORAGE

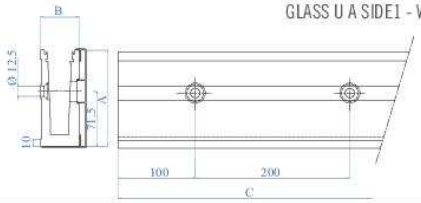

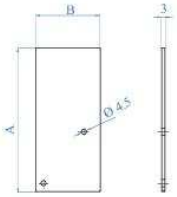

ALUMINIUM	A	B	C
E1800140	125 mm - 4 59/64"	50 mm - 2"	3000 mm - 9' - 10"

ALUMINIUM	A	B
E1800216	128 mm - 5 1/32"	58 mm - 2 9/32"

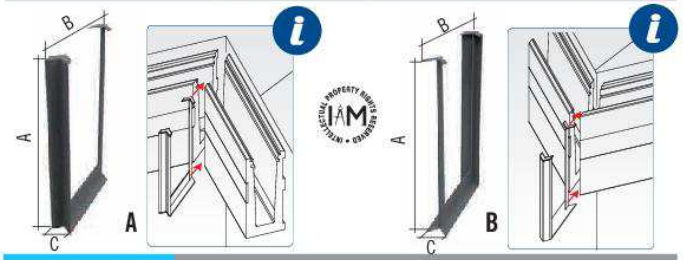

AISI316	A	B	C	Modello *Model*
E1999002	127 mm - 5"	79 mm - 3 1/8"	15 mm - 19/32"	A
E1999003	127 mm - 5"	78 mm -3 1/16"	15 mm - 19/32"	B

ALUMINIUM	A	B
E1800218	170 mm - 6 11/16"	58 mm - 2 9/32"

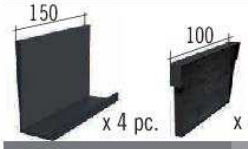

Kit di fissaggio per parapetto di 1 m
Fixing kit for 1 meter baluster

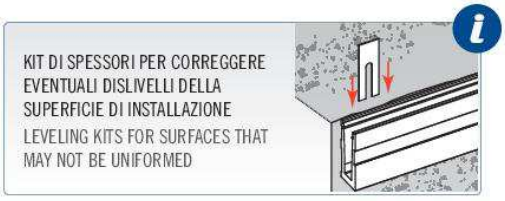

PLASTIC	Spessore vetro *Glass thickness*
E1804600	12,76 mm - 1/2"
E1807600	13,52 mm - 17/32"
E1808600	15 mm - 19/32"
E1809600	16,76 mm - 21/32"
E1805600	17,52 mm - 11/16"
E1810600	19 mm - 3/4"
E1806600	20,76 - 21,52 mm - 3/4" - 27/32"

ALUMINIUM	Spessore *Thickness*	Kit
E1800375	1 - 2 mm - 1/32" - 3/32"	5+5 pz./pc

NEW

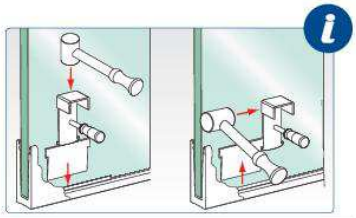

AISI316	GALVANIZED IRON	Descrizione *Description*
E037	I037	Viti certificate per GlassU. Certified screws for Glass U

	Descrizione *Description*
E40588	Strumento per l'inserimento e l'estrazione dei cunei dal profilo Tool for insertion and removal of the wedges from the profile



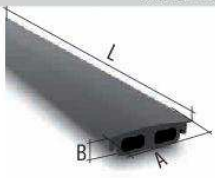

RUBBER	Spessore vetro *Glass thickness*	L
E1804620	12,76-13,52 mm e/and 15 mm - 1/2" - 17/32" - 19/32"	30 m - 100'
E1803620	16,76-17,52 e/and 19 mm - 21/32" - 11/16" - 3/4"	30 m - 100'
E1806620	20,76 e 21,52 mm - 3/4" and 27/32"	30 m - 100'

RUBBER	A	B	L
E1999004	45 mm - 1"25/32	10,5 mm - 25/32"	500 mm - 1' 7"11/16"

ALIMESA
FUNDICION · FORJA · ARTESANIA
926 86 11 48 ALMAGRO

glassU® A (AVANT-GARDE) SIDE2

Attenzione: usare solo vetri come indicato dalle normative vigenti. Per maggiori informazioni contattare il nostro personale specializzato.

Caution: use glass only as indicated under current regulations. For more information contact our specialized personnel.

TESTED

carico di progetto design load	2,25 kN/m
carico di rottura ultimate strength	4,25 kN/m

NEW · EN 12600 · CE · APPROVED to BS 6180 BS 6399-1 · APPROVED NTC 2008

PROVE DI CARICO STATICO — STATIC LOAD TESTS

✓ UNI EN 1991-1-1 ✓ NTC 2008 ✓ UNI 10806:1999

RESISTENZA-RESISTANCE 1kN/m	RESISTENZA-RESISTANCE 2kN/m	RESISTENZA-RESISTANCE 3kN/m
Vetro-Glass 8.8.2 (16,76 mm) laminato-laminated PVB e temperato-tempered	Vetro-Glass 10.10.4 (21,52 mm) laminato-laminated PVB e temperato-tempered	Vetro-Glass 10.10.4 (21,52 mm) laminato-laminated SGP (SentryGlas®Plus) e-and temperato-tempere



Glass U "A" sono i profili in alluminio creati dopo la prima versione "Classic" Ideali per abitazioni private, bar, ristoranti e per la maggior parte dei luoghi pubblici, grazie all'aumentata resistenza al carico.

The aluminum profiles Glass U "A" have been developed following the initial version "Classic". They are ideal to be used in private residences, bars, restaurants and in most of the public spaces, thanks to their load resistance

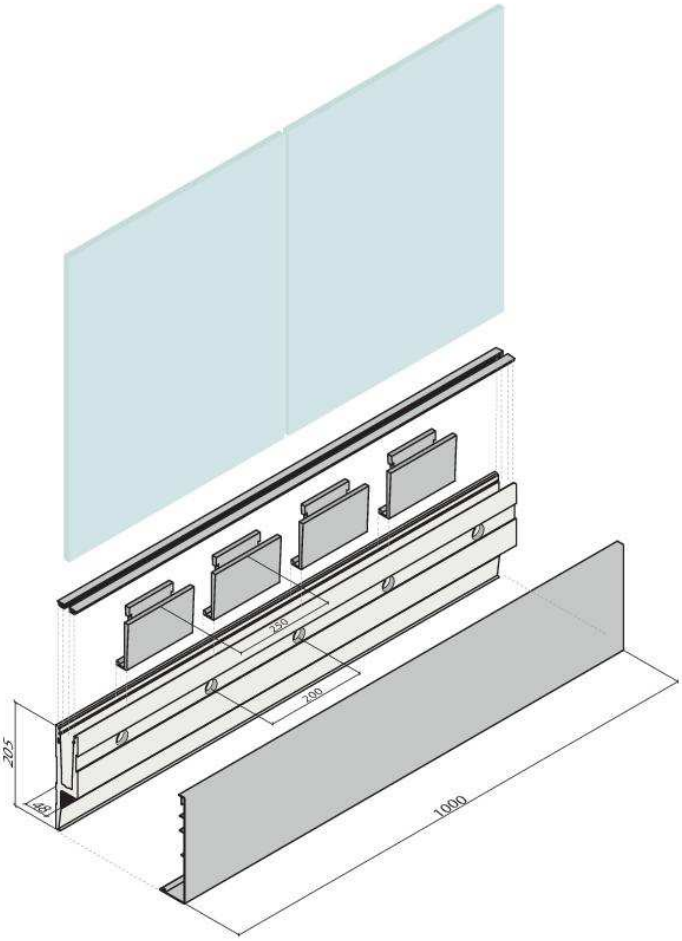

I profili sono forniti di:
- tappi di chiusura
- kit di cunei di fissaggio in materiale sintetico
- guarnizioni di chiusura in gomma per vetri di vari spessori indicati in tabella

Profiles are provided with:
- closure tops
- fastening wedge kits in synthetic material
- rubber closure seals for various glass thickness, as in the chart

IL KIT E' VENDIBILE SOLO A MULTIPLI DI 3 MT
THE KIT CAN BE SOLD ONLY AT 3 MT MULTIPLES

SPESSORE VETRO GLASS THICKNESS	KIT 1 mt.	DESCRIZIONE DEGLI ELEMENTI CONTENUTI NEL KIT DA 1 MT - DESCRIPTION ON THE ELEMENTS INCLUDED IN THE 1 MT KIT		
		PROFILO - PROFILE	SET CUNEI - WEDGE SET	GUARNIZIONI - GASKETS
12,76 mm - 1/2"	E1800180/12	1 mt. di/of E1800180	Nr. 1 di/of E1804600	2 mts. di/of E1804620
13,52 mm 17/32"	E1800180/13	1 mt. di/of E1800180	Nr. 1 di/of E1807600	2 mts. di/of E1804620
15 mm - 19/32"	E1800180/15	1 mt. di/of E1800180	Nr. 1 di/of E1808600	2 mts. di/of E1804620
16,76 mm - 21/32"	E1800180/16	1 mt. di/of E1800180	Nr. 1 di/of E1809600	2 mts. di/of E1803620
17,52 mm - 11/16"	E1800180/17	1 mt. di/of E1800180	Nr. 1 di/of E1805600	2 mts. di/of E1803620
19 mm - 3/4"	E1800180/19	1 mt. di/of E1800180	Nr. 1 di/of E1810600	2 mts. di/of E1803620
20,76 mm - 3/4" - 21,52 mm - 27/32"	E1800180/20	1 mt. di/of E1800180	Nr. 1 di/of E1806600	2 mts. di/of E1806620

RIPRODUZIONE VIETATA IAM DESIGN REPRODUCTION PROHIBITED www.iamdesign.com

ALIMESA
FUNDICION · FORJA · ARTESANIA
926 86 11 48 ALMAGRO

GLASSU A SIDE2 - ANCORAGGIO A PARETE
GLASSU A SIDE2 - WALL ANCHORAGE

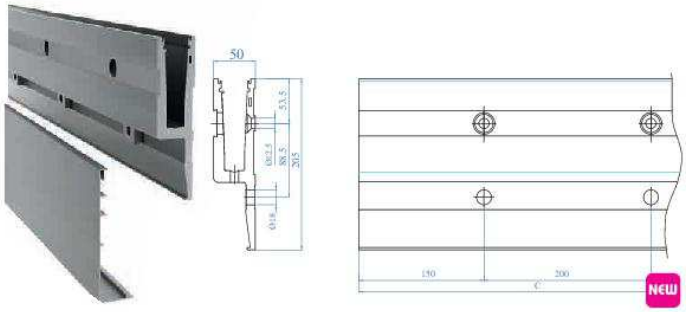

ALUMINIUM	A	B	C
E1800180	205 mm 8 1/16"	50 mm 1 31/32"	3000 mm 9' - 10"

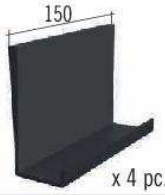

Kit di fissaggio per parapetto di 1 m
Fixing kit for 1 meter baluster

PLASTIC	Spessore vetro *Glass thickness*
E1804600	12,76 mm - 1/2"
E1807600	13,52 mm - 17/32"
E1808600	15 mm - 19/32"
E1809600	16,76 mm - 21/32"
E1805600	17,52 mm - 11/16"
E1810600	19 mm - 3/4"
E1806600	20,76 - 21,52 mm - 3/4" - 27/32"

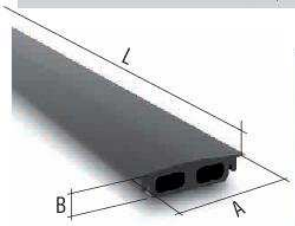

PUOI TAGLIARLO ED OTTENERE I TUOI DISTANZIALI SU MISURA!
YOU CAN CUT IT AND GET YOUR CUSTOM-CUT SPACERS!

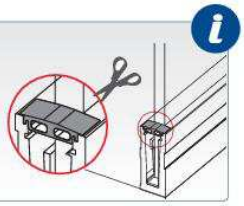

RUBBER	A	B	L
E1999004	45 mm - 1"25/32	10,5 mm - 25/32"	500 mm - 1' 7"11/16"



Per vetri di spessore **15 mm**, utilizza le guarnizioni come indicato nella grafica. For 15-mm-thick glass, use the rubbers as shown in the graphic.

lato/side A E1804620
lato/side B E1803620

RUBBER	Spessore vetro *Glass thickness*	L
E1804620	12,76-13,52 mm e/and 15 mm - 1/2" - 17/32" - 19/32"	30 m - 100'
E1803620	16,76-17,52 e/and 19 mm - 21/32" - 11/16" - 3/4"	30 m - 100'
E1806620	20,76 e 21,52 mm - 3/4" and 27/32"	30 m - 100'



ALUMINIUM	A	B
E1800290	210 mm 8 9/32"	59 mm 2 5/16"

Il Sistema GlassU fissaggio laterale dà la massima libertà di ancoraggio variando la quota di fissaggio. Grazie ai suoi molteplici punti di fissaggio, il sistema può ancorarsi a filo pavimento anche dove vi sono strati non portanti come il massetto

The GlassU Side Mounting System gives maximum freedom of anchorage by varying the fixing height. Thanks to its multiple fixing points, the system can be anchored to the floor level even where there are non-load-bearing layers such as the screed

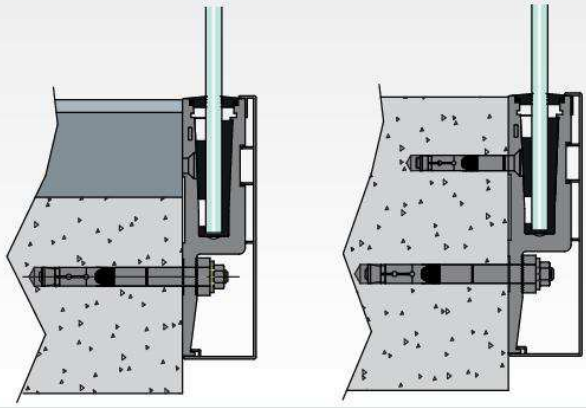

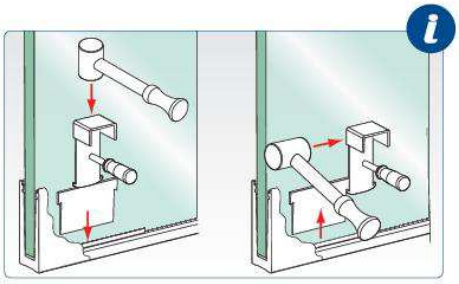

	Descrizione *Description*
E40588	Strumento per l'inserimento e l'estrazione dei cunei dal profilo Tool for insertion and removal of the wedges from the profile

Per una Facile allineatura dei vetri puoi usare gli articoli E00991-E00992-E00993 vedi a pagina 64 per meggiori dettagli.
For an easy alignment of the glasses, you can use articles E00991-E00992-E00993. Have a look at page 64 for more details

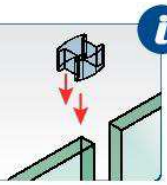

ALIMESA
FUNDICION · FORJA · ARTESANIA
926 86 11 48 ALMAGRO

INSTALLAZIONE A PARETE - WALL ANCHORAGE INSTALLATION GLASSU A SIDE1

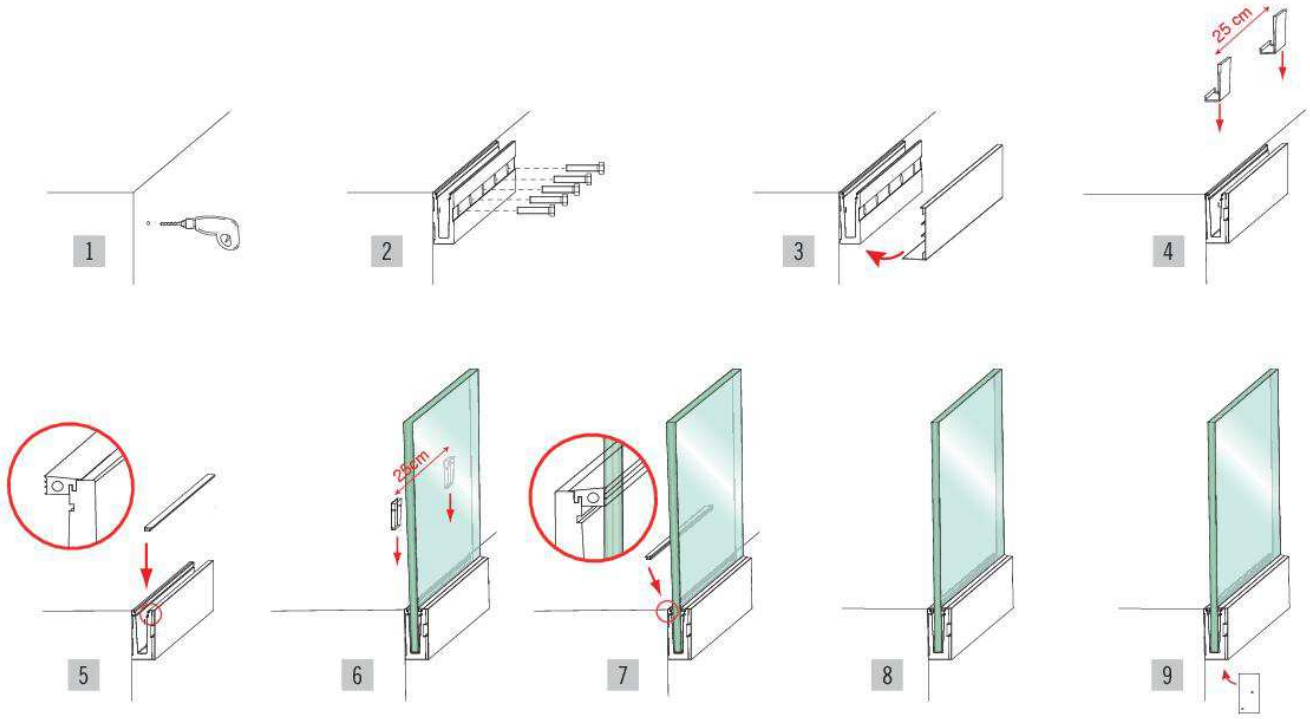

INSTALLAZIONE A PARETE - WALL ANCHORAGE INSTALLATION CLASS A SIDE2

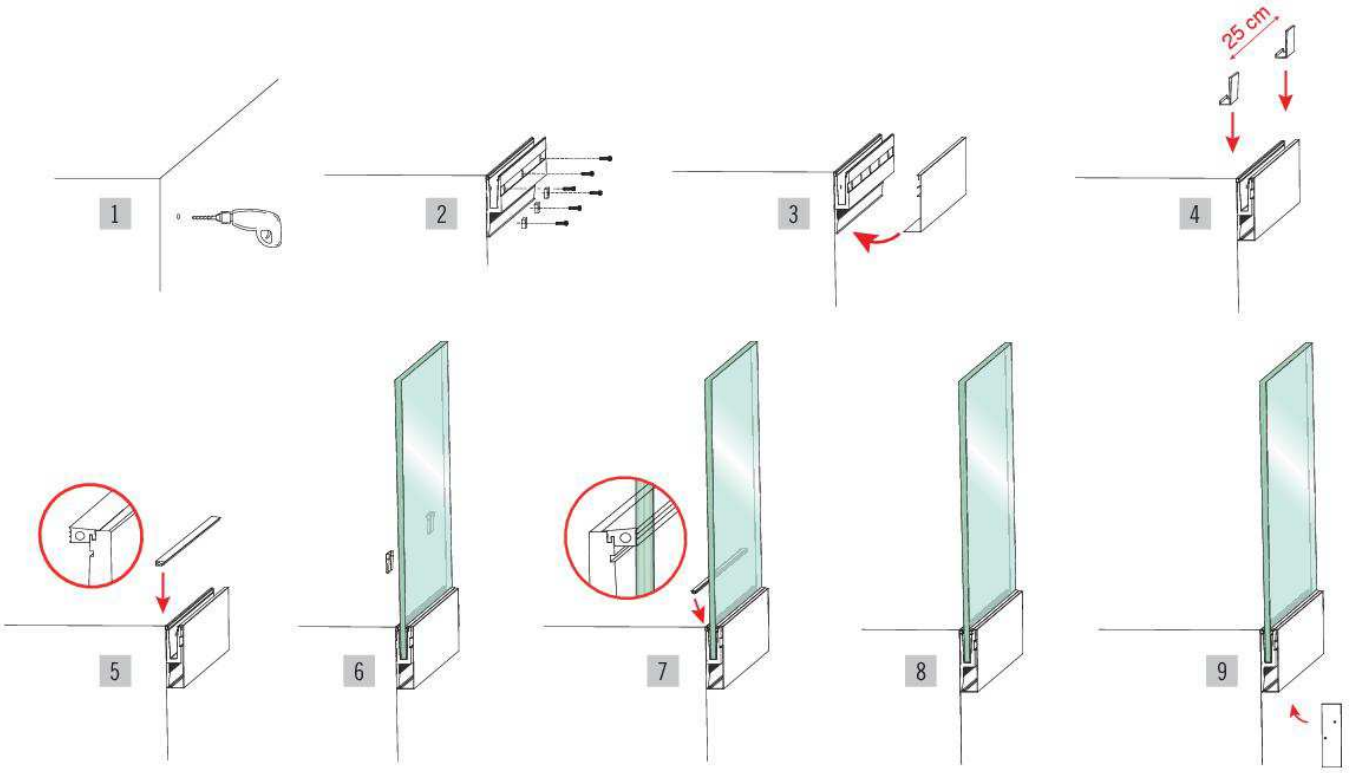

RIPRODUZIONE VIETATA IAM DESIGN REPRODUCTION PROHIBITED www.iamdesign.com

ALIMESA
FUNDICION · FORJA · ARTESANIA
926 86 11 48 ALMAGRO



ALIMESA
FUNDICION · FORJA · ARTESANIA
926 86 11 48 ALMAGRO

glassU® S (STRONG) TOP

Attenzione: usare solo vetri come indicato dalle normative vigenti. Per maggiori informazioni contattare il nostro personale specializzato.

Caution: use glass only as indicated under current regulations. For more information contact our specialized personnel.

TESTED

carico di progetto design load	3,50 kN/m
carico di rottura ultimate strength	5,50 kN/m

EN 12600 · CE · APPROVED NTC 2008

PROVE DI CARICO STATICO — STATIC LOAD TESTS

✓ UNI EN 1991-1-1 ✓ NTC 2008 ✓ UNI 10806:1999

RESISTENZA-RESISTANCE 1kN/m
Vetro-Glass 8.8.2 (16,76 mm)
laminato-laminated PVB e temperato-tempered

RESISTENZA-RESISTANCE 2kN/m
Vetro-Glass 10.10.4 (21,52 mm)
laminato-laminated PVB e temperato-tempered

RESISTENZA-RESISTANCE 3kN/m
Vetro-Glass 10.10.4 (21,52 mm)
laminato-laminated SGP (SentryGlas®Plus)
e-and temperato-tempered
Vetro-Glass12.12.4 (25,52 mm)
laminato-laminated PVB e-and temperato-tempered



Glass U "S" sono i profili in alluminio "Strong" progettati specificatamente per luoghi pubblici ad alta frequentazione come stadi, musei, centri commerciali, teatri, auditorium. Sono in grado di assorbire una forza laterale contro il vetro di 300 kg/ml, rispettando la normativa in termini di sicurezza. Oltre al classico sistema di fissaggio sono dotati di un brevettato sistema distanziatore per vetri che ne aumenta la solidità.

GLASS U "S" is an aluminum profile "Strong"
It is designed well for high traffic public spaces such as museums, shopping centres, theatres, and auditoriums. It succeeds in absorbing a 300 kg/ml side force against wind and respects security regulation. Not only does it have the usual fastening system, but it is also characterised by a distancing patented system for glass which empowers its solidity.

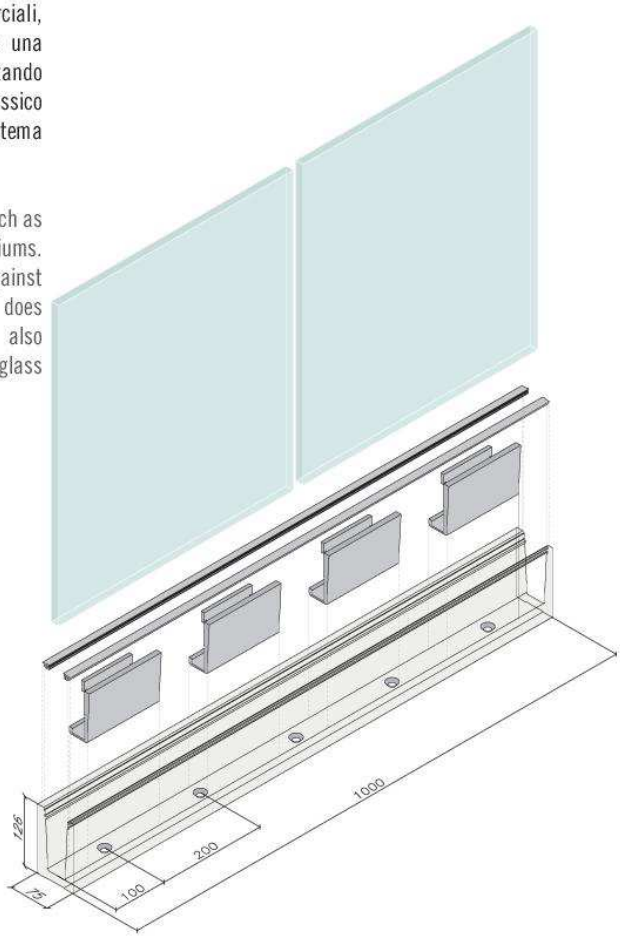

I profili sono forniti di:
- tappi di chiusura
- distanziali da inserire alla fine di ogni vetro
- distanziali da applicare alla base dei profili per favorire lo scorrimento dei liquidi
- staffe a sbalzo per applicare i profili a parete
- profili di chiusura

Profiles are provided with:
- closure tops
- spacers to insert at the end of each glass
- spacers to apply at the base of each profile to support fluid flow
- supporting bracket to apply wall profiles
- closure profiles

IL KIT E' VENDIBILE SOLO A MULTIPLI DI 3 MT
THE KIT CAN BE SOLD ONLY AT 3 MT MULTIPLES

SPESSORE VETRO GLASS THICKNESS	KIT 1 mt.	DESCRIZIONE DEGLI ELEMENTI CONTENUTI NEL KIT DA 1 MT - DESCRIPTION ON THE ELEMENTS INCLUDED IN THE 1 MT KIT		
		PROFILO - PROFILE	SET CUNEI - WEDGE SET	GUARNIZIONI - GASKETS
20,76 e 21,52 mm - 3/4" and 27/32"	E1800120/20	1 mt. di/of E1800120	Nr. 1 di/of E1801600	2 mts. di/of E1801620
24,76 e 25,52 mm - 1" and 1 1/32"	E1800120/24	1 mt. di/of E1800120	Nr. 1 di/of E1802600	2 mts. di/of E1802620
31,52 mm - 1 1/4"	E1800120/31	1 mt. di/of E1800120	Nr. 1 di/of E1803600	2 mts. di/of E1803620

RIPRODUZIONE VIETATA IAM DESIGN REPRODUCTION PROHIBITED www.iamdesign.com

ALIMESA
FUNDICION · FORJA · ARTESANIA
926 86 11 48 ALMAGRO

GLASSU S TOP - ANCORAGGIO A PAVIMENTO
GLASSU S TOP - FLOOR ANCHORAGE

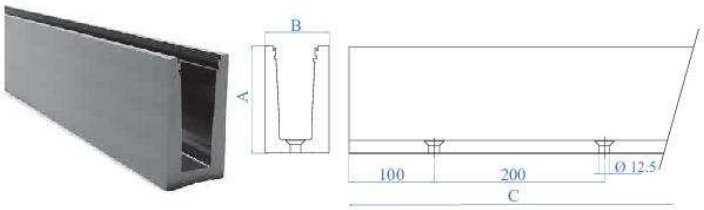

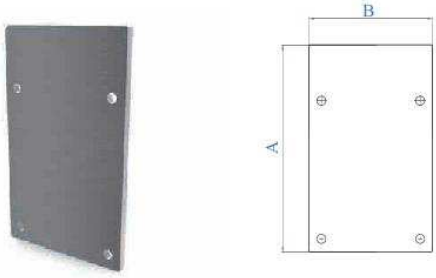

ALUMINIUM	A	B	C
E1800120	126 mm - 4 61/64"	75 mm - 2 61/64"	3000 mm - 9' - 10"

ALUMINIUM	A	B
E1800210	126 mm - 4 61/64"	75 mm - 2 61/64"

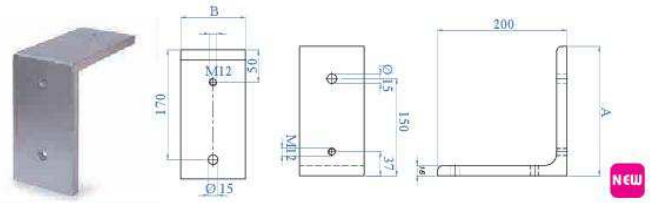

GALVANIZED IRON	A	B
E1800400	200 mm - 7 27/32"	100 mm - 3 15/16"

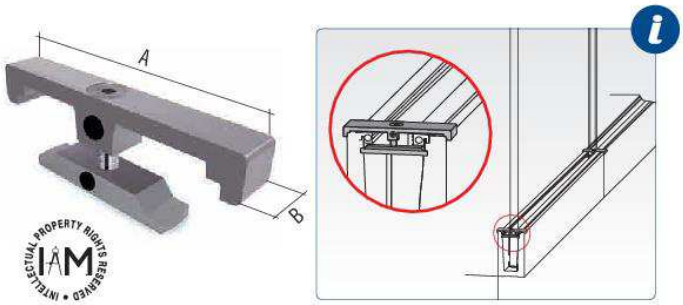

AISI316	A	B
E1800220	85 mm - 3 11/32"	15 mm - 19/32"

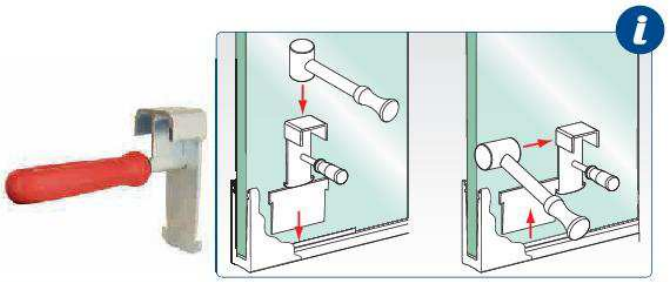

	Descrizione *Description*
E40588	Strumento per l'inserimento e l'estrazione dei cunei dal profilo Tool for insertion and removal of the wedges from the profile

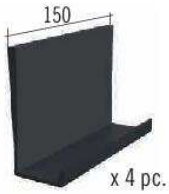

Kit di fissaggio per parapetto di 1 m
Fixing kit for 1 meter baluster

PLASTIC	Spessore vetro *Glass thickness*
E1801600	20,76 e 21,52 mm - 3/4" and 27/32"
E1802600	24,76 e 25,52 mm - 1" and 1 1/32"
E1803600	31,52 mm - 1 1/4"



RUBBER	Spessore vetro *Glass thickness*	L
E1801620	20,76 e 21,52 mm - 3/4" and 27/32"	30 m - 100'
E1802620	24,76 e 25,52 mm - 1" and 1 1/32"	30 m - 100'
E1803620	31,52 mm - 1 1/4"	30 m - 100'

Per una Facile allineatura dei vetri puoi usare gli articoli E00991-E00992-E00993 vedi a pagina 64 per meggiori dettagli.
For an easy alignment of the glasses, you can use articles E00991-E00992-E00993. Have a look at page 64 for more details

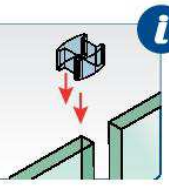

ALIMESA
FUNDICION · FORJA · ARTESANIA
926 86 11 48 ALMAGRO

glassU® S (STRONG) SIDE

Attenzione: usare solo vetri come indicato dalle normative vigenti. Per maggiori informazioni contattare il nostro personale specializzato.

Caution: use glass only as indicated under current regulations. For more information contact our specialized personnel.

TESTED

carico di progetto design load	3,50 kN/m
carico di rottura ultimate strength	5,25 kN/m

EN 12600 · CE · APPROVED NTC 2008

PROVE DI CARICO STATICO — STATIC LOAD TESTS

✓ UNI EN 1991-1-1 ✓ NTC 2008 ✓ UNI 10806:1999

RESISTENZA-RESISTANCE 1kN/m
Vetro-Glass 8.8.2 (16,76 mm)
laminato-laminated PVB e temperato-tempered

RESISTENZA-RESISTANCE 2kN/m
Vetro-Glass 10.10.4 (21,52 mm)
laminato-laminated PVB e temperato-tempered

RESISTENZA-RESISTANCE 3kN/m
Vetro-Glass 10.10.4 (21,52 mm)
laminato-laminated SGP (SentryGlas®Plus)
e-and temperato-tempered
Vetro-Glass12.12.4 (25,52 mm)
laminato-laminated PVB e-and temperato-tempered

Glass U "S" sono i profili in alluminio "Strong" progettati specificatamente per luoghi pubblici ad alta frequentazione come stadi, musei, centri commerciali, teatri, auditorium. Sono in grado di assorbire una forza laterale contro il vetro di 300 kg/ml, rispettando la normativa in termini di sicurezza. Oltre al classico sistema di fissaggio sono dotati di un brevettato sistema distanziatore per vetri che ne aumenta la solidità.

GLASS U "S" is an aluminum profile "Strong"
It is designed well for high traffic public spaces such as museums, shopping centres, theatres, and auditoriums. It succeeds in absorbing a 300 kg/ml side force against wind and respects security regulation. Not only does it have the usual fastening system, but it is also characterised by a distancing patented system for glass which empowers its solidity.

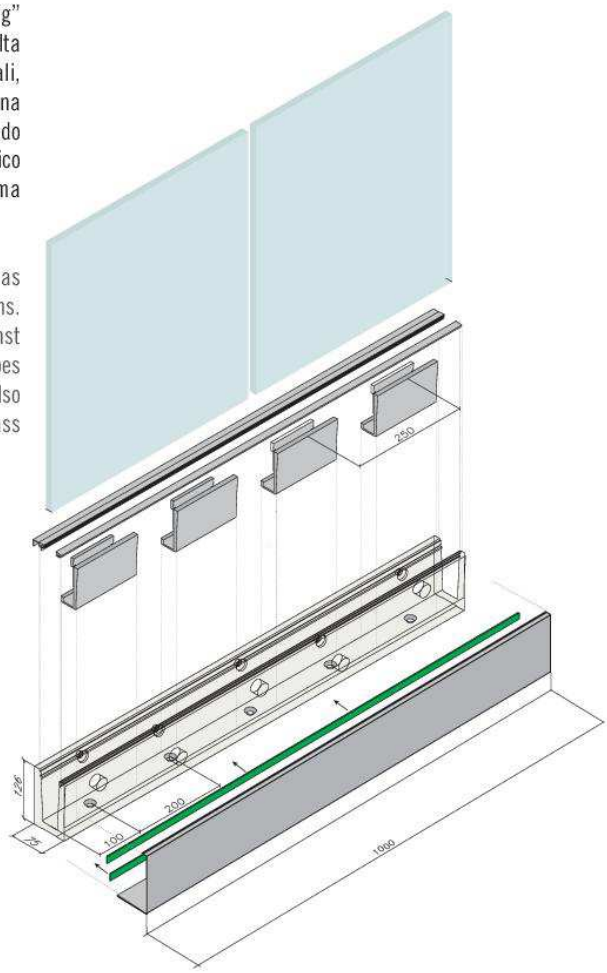

I profili sono forniti di:
- tappi di chiusura
- distanziali da inserire alla fine di ogni vetro
- distanziali da applicare alla base dei profili per favorire lo scorrimento dei liquidi
- staffe a sbalzo per applicare i profili a parete
- profili di chiusura

Profiles are provided with:
- closure tops
- spacers to insert at the end of each glass
- spacers to apply at the base of each profile to support fluid flow
- supporting bracket to apply wall profiles
- closure profiles

IL KIT E' VENDIBILE SOLO A MULTIPLI DI 3 MT
THE KIT CAN BE SOLD ONLY AT 3 MT MULTIPLES

SPESSORE VETRO GLASS THICKNESS	KIT 1 mt.	DESCRIZIONE DEGLI ELEMENTI CONTENUTI NEL KIT DA 1 MT - DESCRIPTION ON THE ELEMENTS INCLUDED IN THE 1 MT KIT			
		PROFILO - PROFILE	COVER	SET CUNEI - WEDGE SET	GUARNIZIONI - GASKETS
20,76 e 21,52 mm - 3/4" and 27/32"	E1800115/20	1 mt. di/of E1800115	1 mt. di/of E1800330	Nr. 1 di/of E1801600	2 mts. di/of E1801620
24,76 e 25,52 mm - 1" and 1 1/32"	E1800115/24	1 mt. di/of E1800115	1 mt. di/of E1800330	Nr. 1 di/of E1802600	2 mts. di/of E1802620
31,52 mm - 1 1/4"	E1800115/31	1 mt. di/of E1800115	1 mt. di/of E1800330	Nr. 1 di/of E1803600	2 mts. di/of E1803620

RIPRODUZIONE VIETATA IAM DESIGN REPRODUCTION PROHIBITED www.iamdesign.com

• GLASS U
S SIDE

GLASSU S SIDE - ANCORAGGIO A PARETE
GLASSU S SIDE - WALL ANCHORAGE

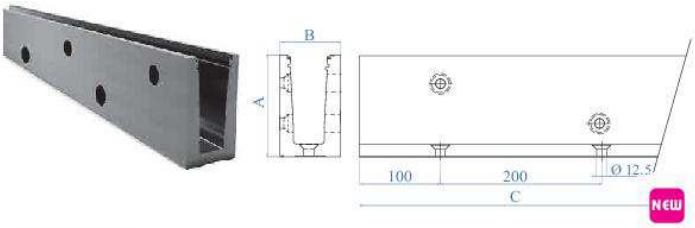

NEW

ALUMINIUM	A	B	C
E1800115	126 mm - 4 61/64"	75 mm - 2 61/64"	3000 mm - 9' - 10"

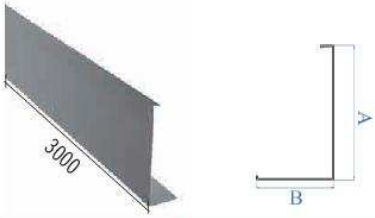

NEW

ALUMINIUM	A	B
E1800330	130 mm - 5 1/8"	75 mm - 2 15/16"

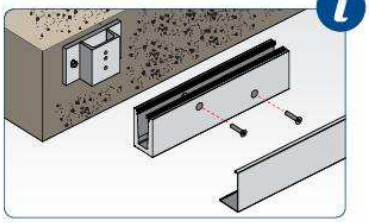

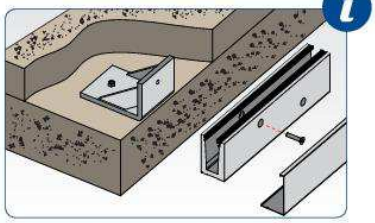

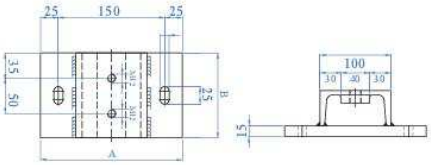

NEW

GALVANIZED IRON	A	B
E1800300	200 mm - 7 27/32"	120 mm - 4 23/32"

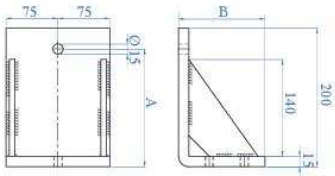

NEW

GALVANIZED IRON	A	B
E1800500	170 mm - 6 11/16"	125 mm - 4 23/32"

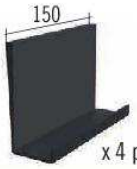

x 4 pc.

x 4 pc.

Kit di fissaggio per parapetto di 1 m
Fixing kit for 1 meter baluster

PLASTIC	Spessore vetro *Glass thickness*
E1801600	20,76 e 21,52 mm - 3/4" and 27/32"
E1802600	24,76 e 25,52 mm - 1" and 1 1/32"
E1803600	31,52 mm - 1 1/4"



RUBBER	Spessore vetro *Glass thickness*	L
E1801620	20,76 e 21,52 mm - 3/4" and 27/32"	30 m - 100'
E1802620	24,76 e 25,52 mm - 1" and 1 1/32"	30 m - 100'
E1803620	31,52 mm - 1 1/4"	30 m - 100'

Per una Facile allineatura dei vetri puoi usare gli articoli E00991-E00992-E00993 vedi a pagina 64 per meggiori dettagli.
For an easy alignment of the glasses, you can use articles E00991-E00992-E00993. Have a look at page 64 for more details

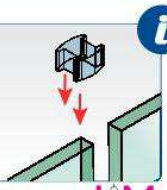



NEW

ALUMINIUM	A	B
E1800210	126 mm - 4 61/64"	75 mm - 2 61/64"

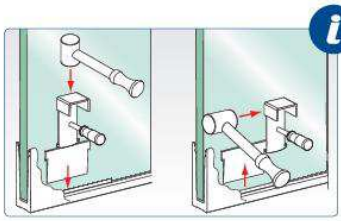

	Descrizione *Description*
E40588	Strumento per l'inserimento e l'estrazione dei cunei dal profilo Tool for insertion and removal of the wedges from the profile

RIPRODUZIONE VIETATA
IAM DESIGN
INNOVATION ARCHITECTURAL METAL
REPRODUCTION PROHIBITED

ALIMESA
FUNDICION · FORJA · ARTESANIA
926 86 11 48 ALMAGRO

INSTALLAZIONE A PAVIMENTO - FLOOR ANCHORAGE INSTALLATION GLASS U S TOP

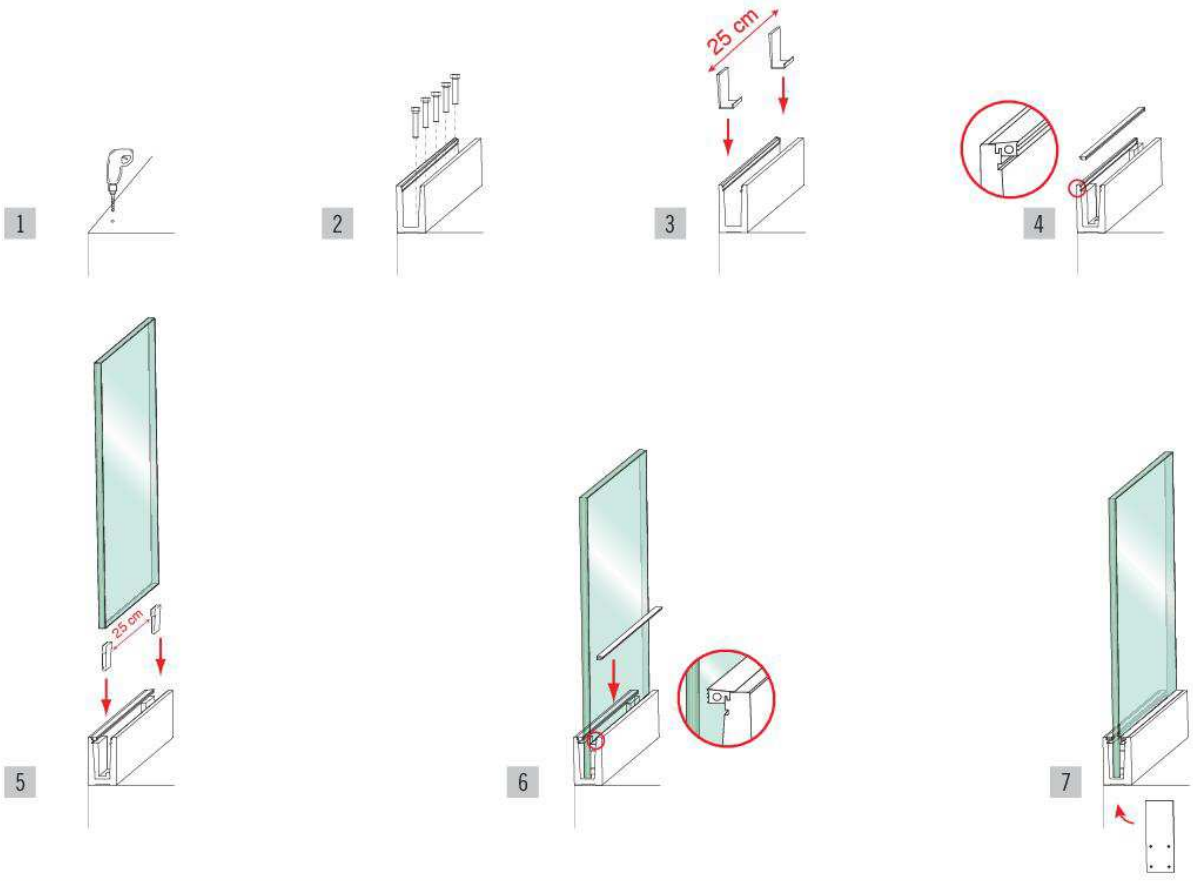

INSTALLAZIONE A PARETE - WALL ANCHORAGE INSTALLATION GLASS U S SIDE

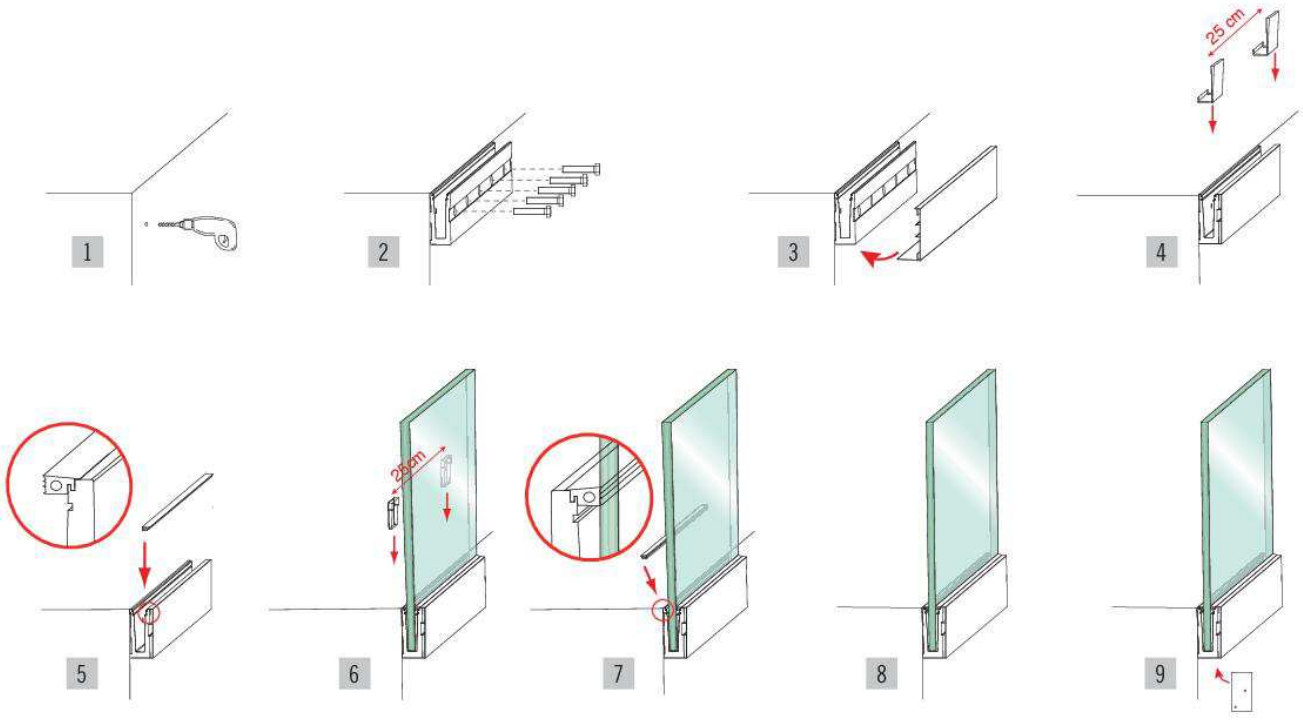

RIPRODUZIONE VIETATA IAM DESIGN REPRODUCTION PROHIBITED www.iamdesign.com

glassU® I (IRON) TOP

Attenzione: usare solo vetri come indicato dalle normative vigenti. Per maggiori informazioni contattare il nostro personale specializzato.

Caution: use glass only as indicated under current regulations. For more information contact our specialized personnel.

TESTED

carico di progetto design load	1,0 kN/m
carico di rottura ultimate strength	2,0 kN/m

CE APPROVED NTC 2008

PROVE DI CARICO STATICO **STATIC LOAD TESTS**

✓ UNI EN 1991-1-1 ✓ NTC 2008 ✓ UNI 10806:1999

RESISTENZA-RESISTANCE 1kN/m

Vetro-Glass 8.8.2 (16,76 mm)
laminato-laminated PVB e temperato-tempered



Glass U "I" sono i profili "Steel" Tra tutti è il Glass U più versatile e semplice da utilizzare. A differenza degli altri sistemi è realizzato principalmente in acciaio pertanto è molto resistente e meno delicato. Disponibile nella versione pre-zincata ma anche nella versione grezza, ideale per essere saldato o incementato a filo pavimento. Dotato di carter di copertura in alluminio con effetto acciaio inox. Indicato per edifici residenziali, case private, camere d'albergo, ristoranti

.

Glass U "I" are a profiles "Steel" It is the most adaptable and easy to use Glass U. It is steel, so it is very resistant and less delicate. It is available in a pre-zinc-coated or rough version and it is also works being welded or embedded in concrete. A stainless steel lookalike, aluminum cover carter is provided. Recommended for residential buildings, private houses, hotel rooms, restaurants.

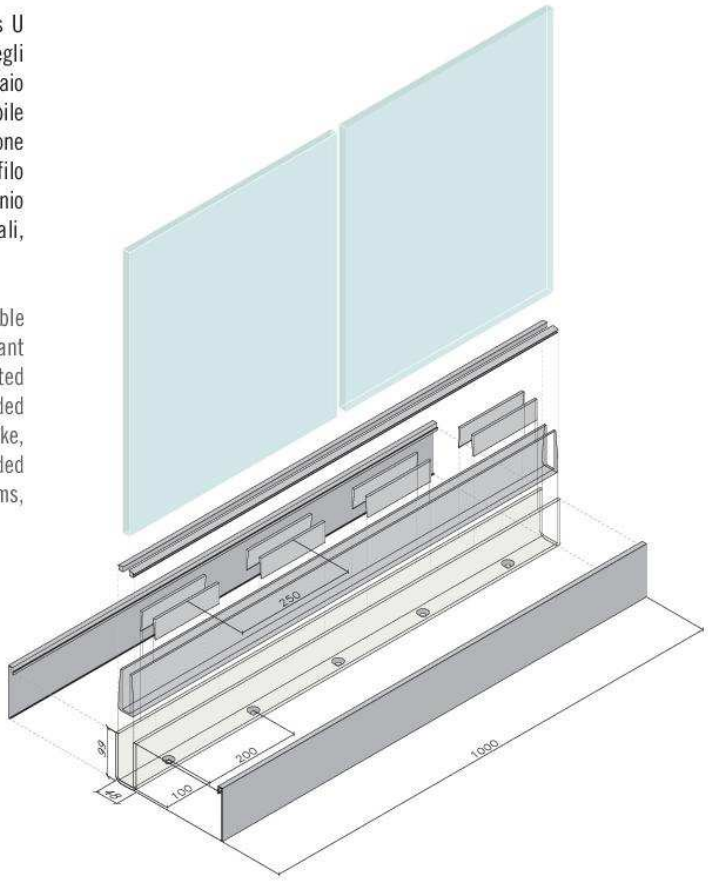

I profili sono forniti di:
- copertura laterale
- kit di cunei di fissaggio in materiale sintetico
- guarnizioni di chiusura in gomma per vetri di vari spessori indicati in tabella

Profiles are provided with:
- side coverings
- fastening wedge kits in synthetic material
- rubber closure seals for various thickness glass, as in the chart

IL KIT E' VENDIBILE SOLO A MULTIPLI DI 3 MT
THE KIT CAN BE SOLD ONLY AT 3 MT MULTIPLES

SPESSORE VETRO GLASS THICKNESS	KIT 1 mt.	DESCRIZIONE DEGLI ELEMENTI CONTENUTI NEL KIT DA 1 MT - DESCRIPTION ON THE ELEMENTS INCLUDED IN THE 1 MT KIT				
		PROFILO - PROFILE	COVER	CUNEI - WEDGES	GUARNIZIONI - GASKETS	GUARNIZIONI - GASKETS
12 mm e 13,52 mm - 1/2" and 17/32"	I1600110/12	1 mt. di/of I1600110	2 mts. di/of I1700320	Nr. 8 di/of E1999830	1 mt. di/of E1999820	2 mts. di/of E1999870
16,76 e 17,52 mm - 21/32" and 11/16"	I1600110/16	1 mt. di/of I1600110	2 mts. di/of I1700320	Nr. 8 di/of E1999830	1 mt. di/of E1999800	2 mts. di/of E1999850
20,76 e 21,52 mm - 3/4" and 21/32"	I1600110/20	1 mt. di/of I1600110	2 mts. di/of I1700320	Nr. 8 di/of E1999830	1 mt. di/of E1999810	2 mts. di/of E1999860

RIPRODUZIONE VIETATA IAM DESIGN REPRODUCTION PROHIBITED

ALIMESA
FUNDICION · FORJA · ARTESANIA
926 86 11 48 ALMAGRO

GLASSU I TOP - ANCORAGGIO A PAVIMENTO
GLASSU I TOP - FLOOR ANCHORAGE



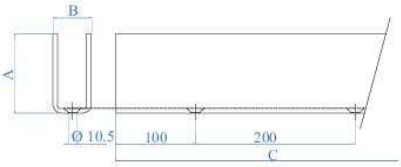

Pre-forato e galvanizzato - Pre-drilled and galvanized

IRON - ZINC	A	B	C
I1600110	100 mm 3 15/16"	48 mm 1 27/32"	3000 mm 9' - 10"

RUBBER	Spessore vetro *Glass thickness*
E1999820	12 - 13,52 mm 1/2" - 17/32"
E1999800	16,76 - 17,52 mm 21/32" - 11/16"
E1999810	20,76 - 21,52 mm 13/16" - 27/32"

RUBBER	L Bobina *Coil length*	Spessore vetro *Glass thickness*
E1999870	30 m 100'	12 - 13,52 mm 1/2" - 17/32"
E1999850	30 m 100'	16,76 - 17,52 mm 21/32" - 11/16"
E1999860	30 m 100'	20,76 - 21,52 mm 13/16" - 27/32"



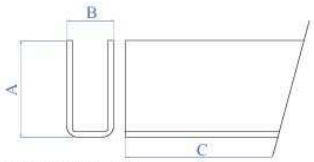

Senza fori e non zincato - Without hole and not galvanized

GREZZO - RAW	A	B	C
F1600110	100 mm 3 15/16"	48 mm 1 27/32"	3000 mm 9' - 10"

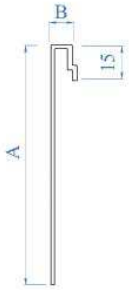

ALUMINIUM	A	B
I1700320	108,5 mm 4 9/32"	11 mm 7/16"

PLASTIC	Spessore vetro *Glass thickness*
E1999830	12 - 13,52 - 16,76 - 17,52 - 20,76 - 21,52 mm 1/2" - 17/32" - 21/32" - 11/16" - 13/16" - 27/32"

BIADHESIVE TAPE	L Bobina *Coil length*	Dimensioni *Dimensions*
E1999892	33 m 108' 3" 13/64"	15 x 1,5 mm 19/32" - 1/16"

Per una Facile allineatura dei vetri puoi usare gli articoli E00991-E00992-E00993 vedi a pagina 64 per meggiori dettagli.
For an easy alignment of the glasses, you can use articles E00991-E00992-E00993. Have a look at page 64 for more details

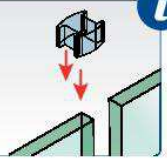

ANCORAGGI ALTERNATIVI - ALTERNATIVE ANCHORAGE

La **versione in ferro grezzo** del profilo può essere saldata direttamente alla putrella, a pavimento o a parete oppure **annegata a filo pavimento**. In quest'ultimo caso il suo **carico di progetto aumenta fino a 3 kN**. Le dimensioni del cordolo consigliate sono di 15-20 cm per la class di calcestruzzo C20/25, con inserimento di armatura opportuna. **Per ottenere una resistenza di 3kN /m si scelga accuratamente lo spessore del vetro relativo**

Rough iron version profile can be welded to I-beam , floor or **wall, or embedded in the floor**. In this last example **the project load increases until 3 kN**. Recommended kerb sizes are 15-20 cm for C20/25 concrete class, with suitable scaffolding addition. **To obtain a resistance of 3kN/m please choose carefully the relevant glass thickness**

3 kN

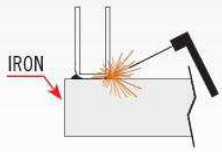

Saldatura a pavimento
Welding to floor

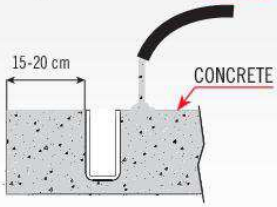

Annegamento a filo pavimento
Drowned at floor

RIPRODUZIONE VIETATA
IAM DESIGN
REPRODUCTION PROHIBITED

ALIMESA
FUNDICION · FORJA · ARTESANIA
926 86 11 48 ALMAGRO

glassU® I (IRON) SIDE

Attenzione: usare solo vetri come indicato dalle normative vigenti. Per maggiori informazioni contattare il nostro personale specializzato.

Caution: use glass only as indicated under current regulations. For more information contact our specialized personnel.

TESTED

carico di progetto design load	1,0 kN/m
carico di rottura ultimate strength	2,0 kN/m

CE APPROVED NTC 2008

PROVE DI CARICO STATICO **STATIC LOAD TESTS**

✓ UNI EN 1991-1-1 ✓ NTC 2008 ✓ UNI 10806:1999

RESISTENZA-RESISTANCE 1kN/m

Vetro-Glass 8.8.2 (16,76 mm)
laminato-laminated PVB e temperato-tempered



Glass U "I" sono i profili "Steel" Tra tutti è il Glass U più versatile e semplice da utilizzare. A differenza degli altri sistemi è realizzato principalmente in acciaio pertanto è molto resistente e meno delicato. Disponibile nella versione pre-zincata ma anche nella versione grezza, ideale per essere saldato o incementato a filo pavimento. Dotato di carter di copertura in alluminio con effetto acciaio inox. Indicato per edifici residenziali, case private, camere d'albergo, ristoranti

.

Glass U "I" are a profiles "Steel" It is the most adaptable and easy to use Glass U. It is steel, so it is very resistant and less delicate. It is available in a pre-zinc-coated or rough version and it is also works being welded or embedded in concrete. A stainless steel lookalike, aluminum cover carter is provided. Recommended for residential buildings, private houses, hotel rooms, restaurants.

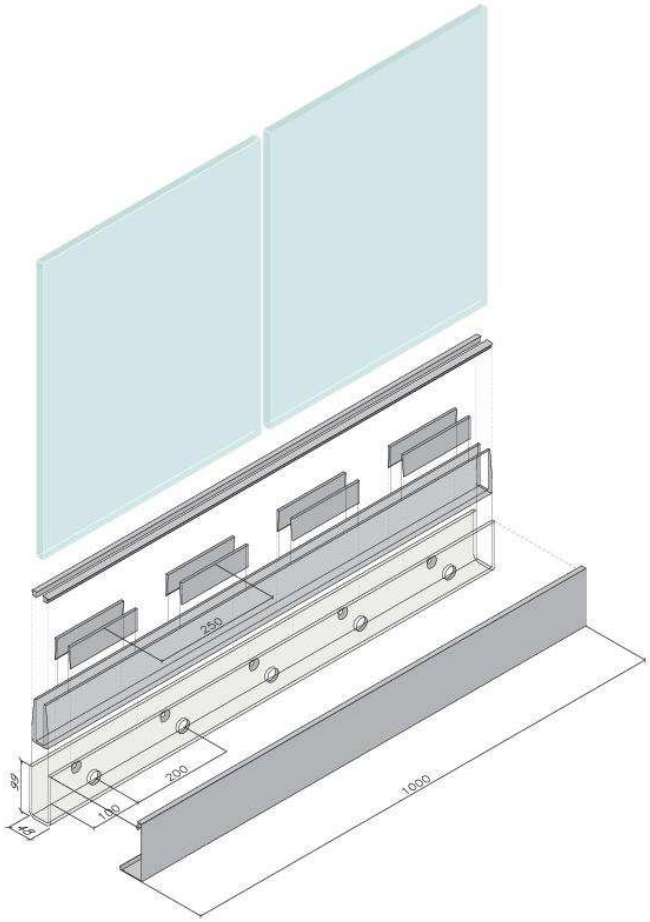

I profili sono forniti di:
- copertura laterale
- kit di cunei di fissaggio in materiale sintetico
- guarnizioni di chiusura in gomma per vetri di vari spessori indicati in tabella

Profiles are provided with:
- side coverings
- fastening wedge kits in synthetic material
- rubber closure seals for various thickness glass, as in the chart

IL KIT E' VENDIBILE SOLO A MULTIPLI DI 3 MT
THE KIT CAN BE SOLD ONLY AT 3 MT MULTIPLES

SPESSORE VETRO GLASS THICKNESS	KIT 1 mt.	DESCRIZIONE DEGLI ELEMENTI CONTENUTI NEL KIT DA 1 MT - DESCRIPTION ON THE ELEMENTS INCLUDED IN THE 1 MT KIT				
		PROFILO - PROFILE	COVER	CUNEI - WEDGES	GUARNIZIONI - GASKETS	GUARNIZIONI - GASKETS
12 mm e 13,52 mm - 1/2" and 17/32"	I1700210/12	1 mt. di/of I1700210	2 mts. di/of I1700310	Nr. 8 di/of E1999830	Nr. 1 di/of E1999820	2 mts. di/of E1999870
16,76 e 17,52 mm - 21/32" and 11/16"	I1700210/16	1 mt. di/of I1700210	2 mts. di/of I1700310	Nr. 8 di/of E1999830	Nr. 1 di/of E1999800	2 mts. di/of E1999850
20,76 e 21,52 mm - 3/4" and 21/32"	I1700210/20	1 mt. di/of I1700210	2 mts. di/of I1700310	Nr. 8 di/of E1999830	Nr. 1 di/of E1999810	2 mts. di/of E1999860

RIPRODUZIONE VIETATA IAM DESIGN REPRODUCTION PROHIBITED www.iamdesign.com

ALIMESA
FUNDICION · FORJA · ARTESANIA
926 86 11 48 ALMAGRO

GLASSU I SIDE - ANCORAGGIO A PARETE
GLASSU I SIDE - WALL ANCHORAGE

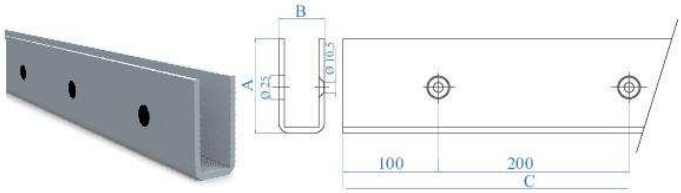



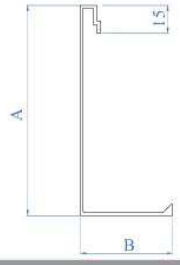

Pre-forato e galvanizzato - Pre-drilled and galvanized

IRON - ZINC	A	B	C
I1700210	100 mm 3 15/16"	48 mm 1 27/32"	3000 mm 9' - 10"

ALUMINIUM	A	B
I1700310	112,5 mm 4 7/16"	49.5 mm 1 15/16"

RUBBER	Vetro *Glass*
E1999820	12 - 13,52 mm 1/2" - 17/32"
E1999800	16,76 - 17,52 mm 21/32" - 11/16"
E1999810	20,76 - 21,52 mm 13/16" - 27/32"

BIADHESIVE TAPE	L Bobina *Coil length*	Dimensioni *Dimensions*
E1999892	33 m 108' 3" 13/64"	15 x 1,5 mm 19/32" - 1/16"
E1999891	33 m 108' 3" 13/64"	6 x 1,5 mm 1/4" - 1/16"

RUBBER	L Bobina *Coil length*	Spessore vetro *Glass thickness*
E1999870	30 m 100'	12 - 13,52 mm 1/2" - 17/32"
E1999850	30 m 100'	16,76 - 17,52 mm 21/32" - 11/16"
E1999860	30 m 100'	20,76 - 21,52 mm 13/16" - 27/32"

PLASTIC	Spessore vetro *Glass thickness*
E1999830	12 - 13,52 - 16,76 - 17,52 - 20,76 - 21,52 mm 1/2" - 17/32" - 21/32" - 11/16" - 13/16" - 27/32"

Per una Facile allineatura dei vetri puoi usare gli articoli E00991-E00992-E00993 vedi a pagina 64 per meggiori dettagli.
For an easy alignment of the glasses, you can use articles E00991-E00992-E00993. Have a look at page 64 for more details

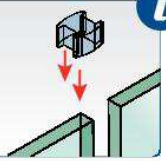

ANCORAGGI ALTERNATIVI - ALTERNATIVE ANCHORAGE

La **versione in ferro grezzo** del profilo può essere saldata direttamente alla putrella, a pavimento o a parete oppure **annegata a filo pavimento**. In quest'ultimo caso il suo **carico di progetto aumenta fino a 3 kN**. Le dimensioni del cordolo consigliate sono di 15-20 cm per la class di calcestruzzo C20/25, con inserimento di armatura opportuna. **Per ottenere una resistenza di 3kN /m si scelga accuratamente lo spessore del vetro relativo**

Rough iron version profile can be welded to I-beam , floor or **wall, or embedded in the floor**. In this last example **the project load increases until 3 kN.** Recommended kerb sizes are 15-20 cm for C20/25 concrete class, with suitable scaffolding addition. **To obtain a resistance of 3kN/m please choose carefully the relevant glass thickness**

3 kN

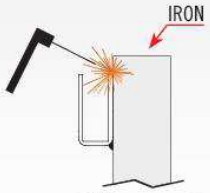

Saldatura a parete
Welding to wall

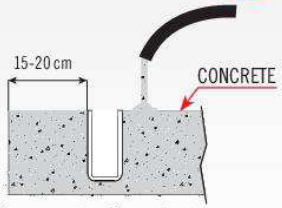

Annegamento a filo pavimento
Drowned at floor



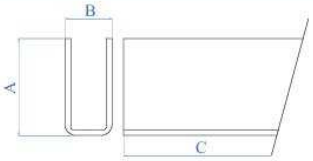

Senza fori e non zincato - Without hole and not galvanized

GREZZO - RAW	A	B	C
F1600110	100 mm 3 15/16"	48 mm 1 27/32"	3000 mm 9' - 10"

ALIMESA
FUNDICION · FORJA · ARTESANIA
926 86 11 48 ALMAGRO

INSTALLAZIONE A PAVIMENTO - FLOOR ANCHORAGE INSTALLATION GLASS U I TOP

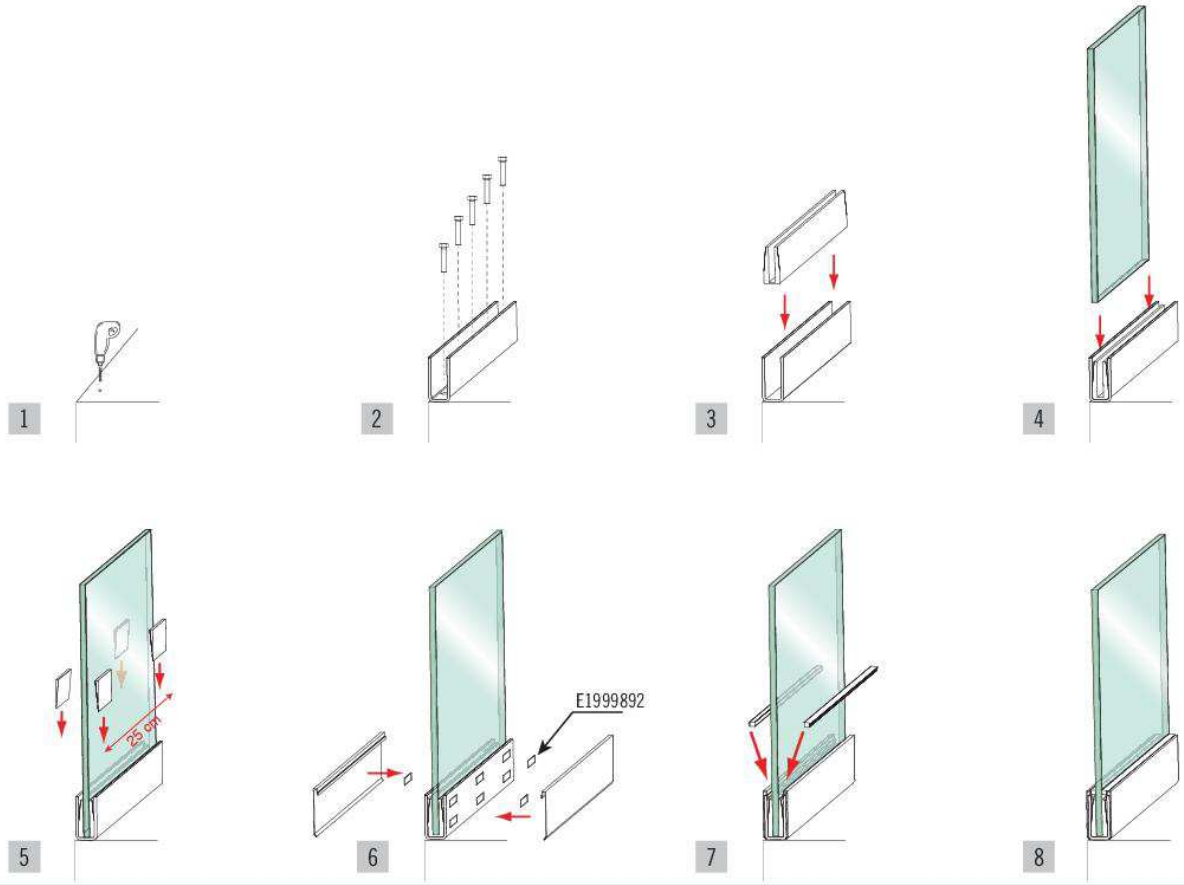

INSTALLAZIONE A PARETE - WALL ANCHORAGE INSTALLATION GLASS U I SIDE

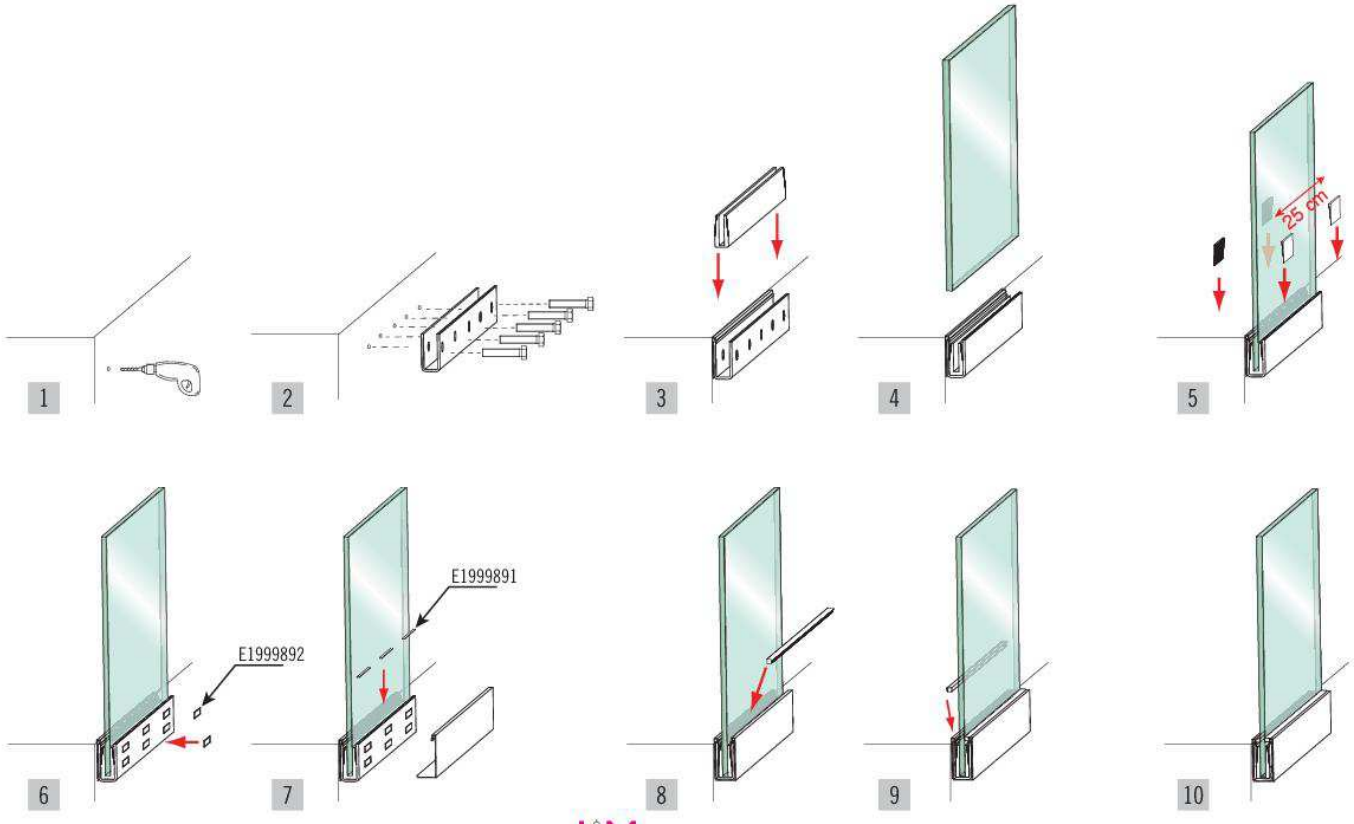

RIPRODUZIONE VIETATA
IAM DESIGN
REPRODUCTION PROHIBITED
www.iamdesign.com

ALIMESA 926 86 11 48 ALMAGRO
FUNDICION · FORJA · ARTESANIA

glass U® C (CLASSIC) TOP

Attenzione: usare solo vetri come indicato dalle normative vigenti. Per maggiori informazioni contattare il nostro personale specializzato.

Caution: use glass only as indicated under current regulations. For more information contact our specialized personnel.

TESTED

carico di progetto design load	1,0 kN/m
carico di rottura ultimate strength	2,0 kN/m

EN 12600 CE APPROVED NTC2008



Glass U "C" sono i profili denominati "Classic Il sistema originale dal quale si è sviluppata tutta la gamma di prodotti Glass U. Glass U "C", leggero e semplice da assemblare, è ideale per uso residenziale ma anche per la maggior parte dei luoghi pubblici a bassa frequentazione. Può essere installato a vista.

Glass U "C" are a profiles also called "Classic". The original system ,from where all range of Glass U and Glass U "C" products has been developed, is light, easy to set up and it's the ideal solution for residential use but also for the most part of the public areas with low attendance. It can be set up on sight.

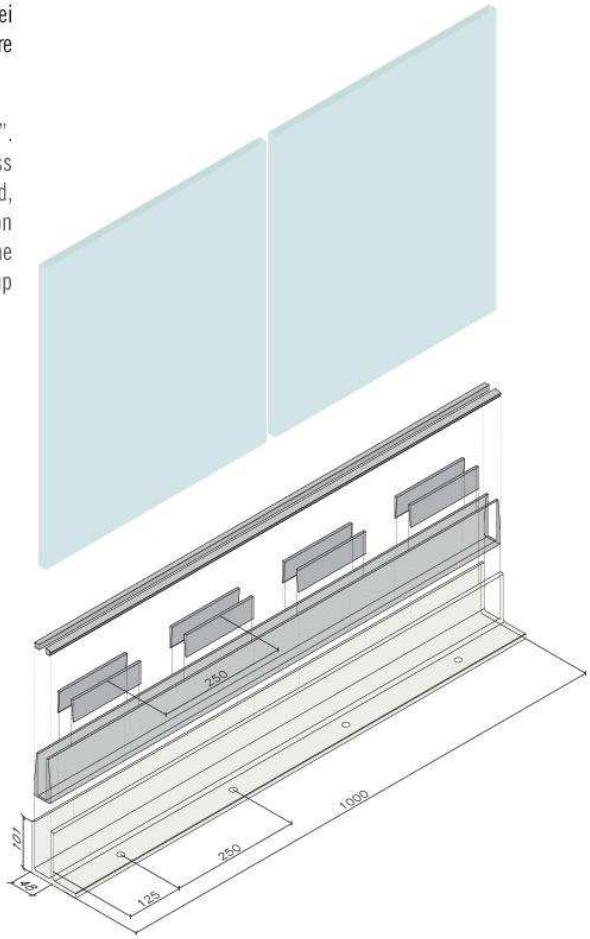

I profili sono forniti di:
- angolari per una giunzione a 90°
- tappi di chiusura
- carter di copertura fori per il profilo a parete
- kit di cunei di fissaggio in materiale sintetico
- guarnizioni di chiusura in gomma per vetri di vari spessori indicati in tabella

Profiles are provided with:
- Angle brackets for a 90° junction
- closure tops
- hole covering carter for wall profile
- fastening wedge kits in synthetic material
- rubber closure seals for various glass thickness, as in the chart

IL KIT E' VENDIBILE SOLO A MULTIPLI DI 3 MT
THE KIT CAN BE SOLD ONLY AT 3 MT MULTIPLES

SPESSORE VETRO GLASS THICKNESS	KIT 1 mt.	DESCRIZIONE DEGLI ELEMENTI CONTENUTI NEL KIT DA 1 MT - DESCRIPTION ON THE ELEMENTS INCLUDED IN THE 1 MT KIT			
		PROFILO - PROFILE	CUNEI - WEDGES	GUARNIZIONI - GASKETS	GUARNIZIONI - GASKETS
12 mm e 13,52 mm - 1/2" and 17/32"	E1600100/12	1 mt. di/of E1600100	Nr. 8 di/of E1999830	Nr. 1 di/of E1999820	2 mts. di/of E1999870
16,76 e 17,52 mm - 21/32"and 11/16"	E1600100/16	1 mt. di/of E1600100	Nr. 8 di/of E1999830	Nr. 1 di/of E1999800	2 mts. di/of E1999850
20,76 e 21,52 mm - 3/4" and 21/32"	E1600100/20	1 mt. di/of E1600100	Nr. 8 di/of E1999830	Nr. 1 di/of E1999810	2 mts. di/of E1999860

RIPRODUZIONE VIETATA IAM DESIGN REPRODUCTION PROHIBITED www.iamdesign.com

ALIMESA
FUNDICION · FORJA · ARTESANIA
926 86 11 48 ALMAGRO

GLASSU C TOP - ANCORAGGIO A PAVIMENTO
GLASSU C TOP - FLOOR ANCHORAGE

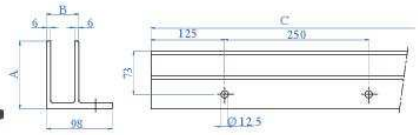

ALUMINIUM	A	B	C
E1600100	101 mm - 3 31/32"	48 mm - 1 27/32"	3000 mm - 9' - 10"

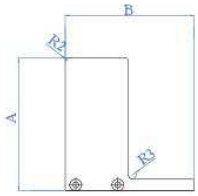
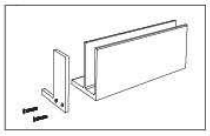

ALUMINIUM	A	B
E1600700	101 mm - 3 31/32"	98 mm - 3 27/32"

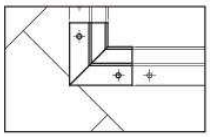
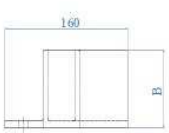
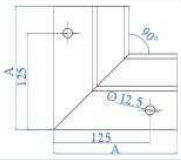

ALUMINIUM	A	B
E1600600	160 mm - 6 5/16"	101 mm - 3 31/32"

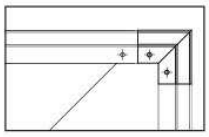
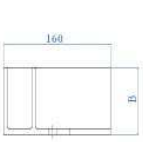
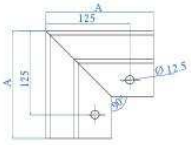

ALUMINIUM	A	B
E1600500	160 mm - 6 5/16"	101 mm - 3 31/32"

RUBBER	Vetro *Glass*
E1999820	12 - 13,52 mm - 1/2" - 17/32"
E1999800	16,76 - 17,52 mm - 21/32" - 11/16"
E1999810	20,76 - 21,52 mm - 13/16" - 27/32"

RUBBER	L Bobina *Coil length*	Spessore vetro *Glass thickness*
E1999870	30 m - 100'	12 - 13,52 mm - 1/2" - 17/32"
E1999850	30 m - 100'	16,76 - 17,52 mm - 21/32" - 11/16"
E1999860	30 m - 100'	20,76 - 21,52 mm - 13/16" - 27/32"

PLASTIC	Spessore vetro *Glass thickness*
E1999830	12 - 13,52 - 16,76 - 17,52 - 20,76 - 21,52 mm 1/2" - 17/32" - 21/32" - 11/16" - 13/16" - 27/32"

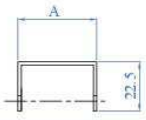

AISI304	A	B
E1999990	36 mm - 1 13/32"	15 mm - 19/32"

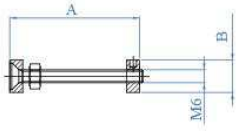

AISI304	A	B
E1999995	60 mm - 2 3/8"	Ø 15 mm - 19/32" dia.

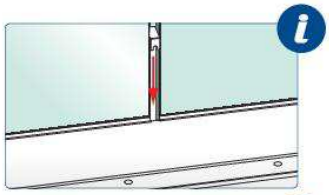

Copricanale da inserire tra un vetro e l'altro l'accessorio ha solo una funzione estetica.

Duct-cover to be inserted between a glass and the other accessory, it only has an aesthetic function

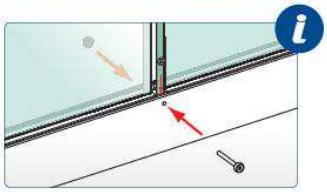

Tirante da applicare al profilo pre-forato per garantire una maggiore tenuta e robustezza.

Tie-beam to be applied to pre-drilled profile to ensure greater resistance and sturdiness.

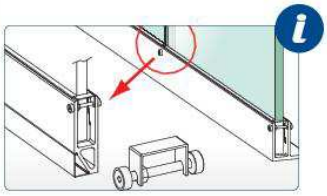

Entrambi gli articoli possono essere usati separatamente oppure combinati.

Both items can be used separately or combined.

Per una Facile allineatura dei vetri puoi usare gli articoli E00991-E00992-E00993 vedi a pagina 64 per meggiori dettagli.
For an easy alignment of the glasses, you can use articles E00991-E00992-E00993. Have a look at page 64 for more details

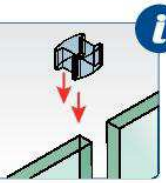

RIPRODUZIONE VIETATA
IAM DESIGN
REPRODUCTION PROHIBITED

ALIMESA
FUNDICION · FORJA · ARTESANIA
926 86 11 48 ALMAGRO

glassU® C (CLASSIC) SIDE

Attenzione: usare solo vetri come indicato dalle normative vigenti. Per maggiori informazioni contattare il nostro personale specializzato.

Caution: use glass only as indicated under current regulations. For more information contact our specialized personnel.

TESTED

carico di progetto design load	1,0 kN/m
carico di rottura ultimate strength	2,0 kN/m

EN 12600 · CE · APPROVED NTC 2008

Glass U "C" sono i profili denominati "Classic Il sistema originale dal quale si è sviluppata tutta la gamma di prodotti Glass U. Glass U "C", leggero e semplice da assemblare, è ideale per uso residenziale ma anche per la maggior parte dei luoghi pubblici a bassa frequentazione. Può essere installato a vista.

Glass U "C" are a profiles also called "Classic". The original system ,from where all range of Glass U and Glass U "C" products has been developed, is light, easy to set up and it's the ideal solution for residential use but also for the most part of the public areas with low attendance. It can be set up on sight.

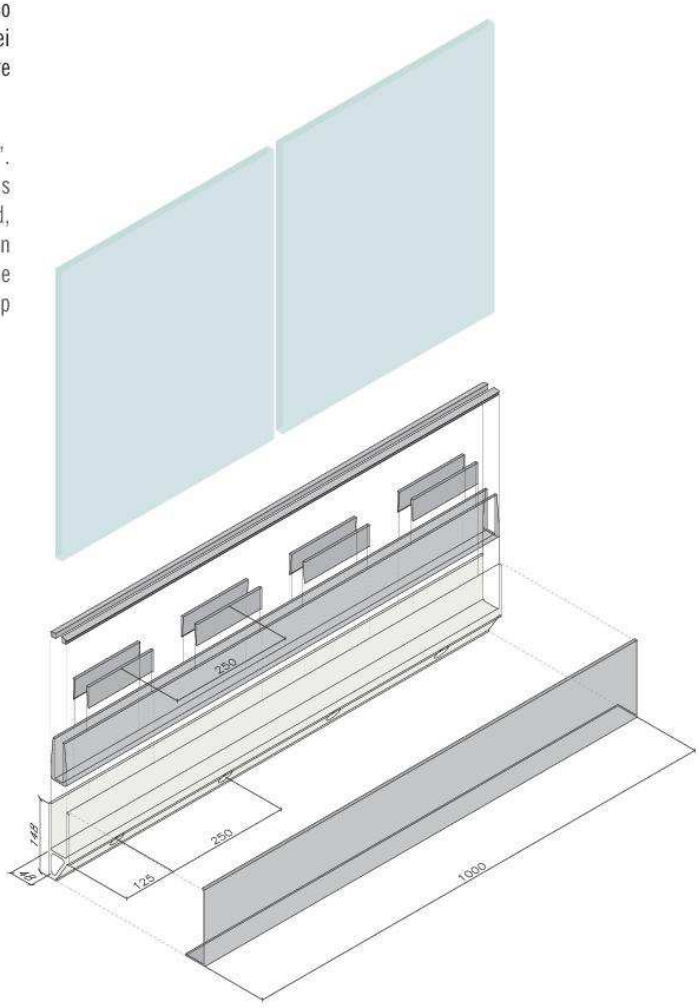

I profili sono forniti di:
- angolari per una giunzione a 90°
- tappi di chiusura
- carter di copertura fori per il profilo a parete
- kit di cunei di fissaggio in materiale sintetico
- guarnizioni di chiusura in gomma per vetri di vari spessori indicati in tabella

Profiles are provided with:
- Angle brackets for a 90° junction
- closure tops
- hole covering carter for wall profile
- fastening wedge kits in synthetic material
- rubber closure seals for various glass thickness, as in the chart

IL KIT E' VENDIBILE SOLO A MULTIPLI DI 3 MT
THE KIT CAN BE SOLD ONLY AT 3 MT MULTIPLES

SPESSORE VETRO GLASS THICKNESS	KIT 1 mt.	DESCRIZIONE DEGLI ELEMENTI CONTENUTI NEL KIT DA 1 MT - DESCRIPTION ON THE ELEMENTS INCLUDED IN THE 1 MT KIT			
		PROFILO - PROFILE	CUNEI - WEDGES	GUARNIZIONI - GASKETS	GUARNIZIONI - GASKETS
12 mm e 13,52 mm - 1/2" and 17/32"	E1700200/12	1 mt. di/of E1700200	Nr. 8 di/of E1999830	Nr. 1 di/of E1999820	2 mts. di/of E1999870
16,76 e 17,52 mm - 21/32"and 11/16"	E1700200/16	1 mt. di/of E1700200	Nr. 8 di/of E1999830	Nr. 1 di/of E1999800	2 mts. di/of E1999850
20,76 e 21,52 mm - 3/4" and 21/32"	E1700200/20	1 mt. di/of E1700200	Nr. 8 di/of E1999830	Nr. 1 di/of E1999810	2 mts. di/of E1999860

RIPRODUZIONE VIETATA · IAM DESIGN · REPRODUCTION PROHIBITED · www.iamdesign.com

ALIMESA
FUNDICION · FORJA · ARTESANIA
926 86 11 48 ALMAGRO

• GLASS U
C SIDE

GLASSU C SIDE - ANCORAGGIO A PARETE
GLASSU C SIDE - WALL ANCHORAGE

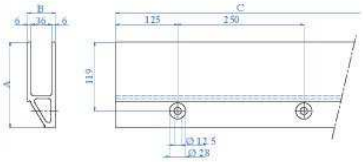

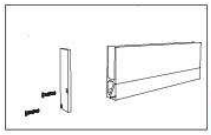

ALUMINIUM	A	B	C
E1700200	148 mm - 5 13/16"	48 mm - 1 27/32"	3000 mm - 9' - 10"

ALUMINIUM	A	B
E1700700	148 mm - 5 13/16"	48 mm - 1 27/32"

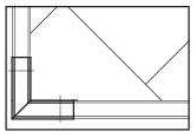

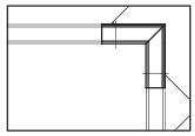

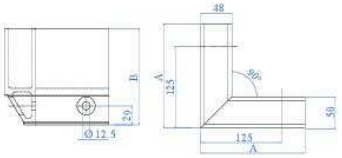

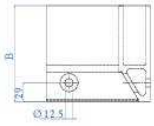

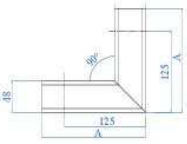

ALUMINIUM	A	B
E1700500	160 mm - 6 5/16"	148 mm - 5 13/16"

ALUMINIUM	A	B
E1700600	160 mm - 6 5/16"	148 mm - 5 13/16"

RUBBER	Vetro *Glass*
E1999820	12 - 13,52 mm - 1/2" - 17/32"
E1999800	16,76 - 17,52 mm - 21/32" - 11/16"
E1999810	20,76 - 21,52 mm - 13/16" - 27/32"

RUBBER	L Bobina *Coil length*	Spessore vetro *Glass thickness*
E1999870	30 m - 100'	12 - 13,52 mm - 1/2" - 17/32"
E1999850	30 m - 100'	16,76 - 17,52 mm - 21/32" - 11/16"
E1999860	30 m - 100'	20,76 - 21,52 mm - 13/16" - 27/32"

PLASTIC	Spessore vetro *Glass thickness*
E1999830	12 - 13,52 - 16,76 - 17,52 - 20,76 - 21,52 mm 1/2" - 17/32" - 21/32" - 11/16" - 13/16" - 27/32"

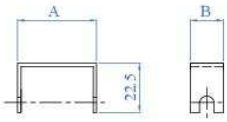

AISI304	A	B
E1999990	36 mm - 1 13/32"	15 mm - 19/32"

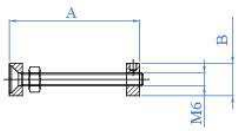

AISI304	A	B
E1999995	60 mm - 2 3/8"	Ø 15 mm - 19/32" dia.

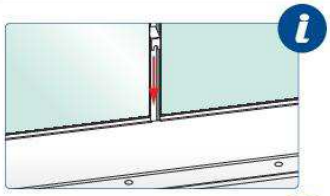

Copricanale da inserire tra un vetro e l'altro l'accessorio ha solo una funzione estetica.

Duct-cover to be inserted between a glass and the other accessory, it only has an aesthetic function

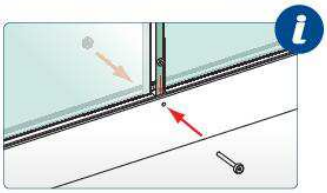

Tirante da applicare al profilo pre-forato per garantire una maggiore tenuta e robustezza.

Tie-beam to be applied to pre-drilled profile to ensure greater resistance and sturdiness.

Per una Facile allineatura dei vetri puoi usare gli articoli E00991-E00992-E00993 vedi a pagina 64 per meggiori dettagli.
For an easy alignment of the glasses, you can use articles E00991-E00992-E00993. Have a look at page 64 for more details

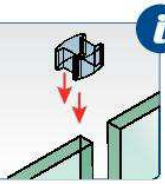

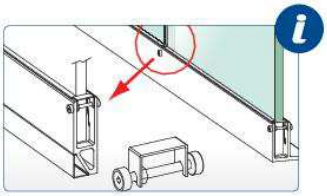

Entrambi gli articoli possono essere usati separatamente oppure combinati.

Both items can be used separately or combined.

RIPRODUZIONE VIETATA
IAM DESIGN
REPRODUCTION PROHIBITED

ALIMESA
FUNDICION · FORJA · ARTESANIA
926 86 11 48 ALMAGRO

INSTALLAZIONE A PAVIMENTO - FLOOR ANCHORAGE INSTALLATION GLASS U C TOP

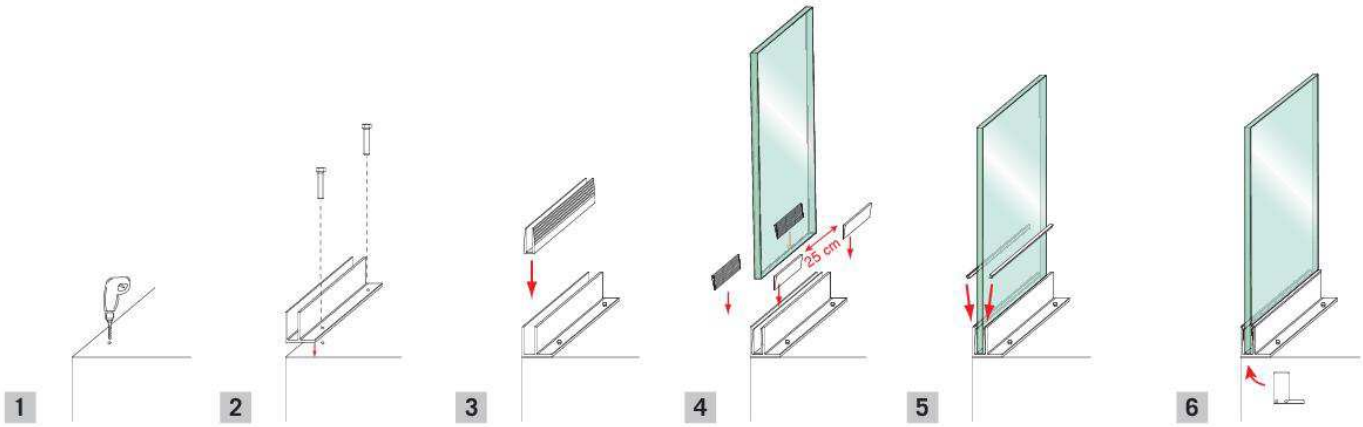

INSTALLAZIONE A PARETE - WALL ANCHORAGE INSTALLATION GLASS U C SIDE

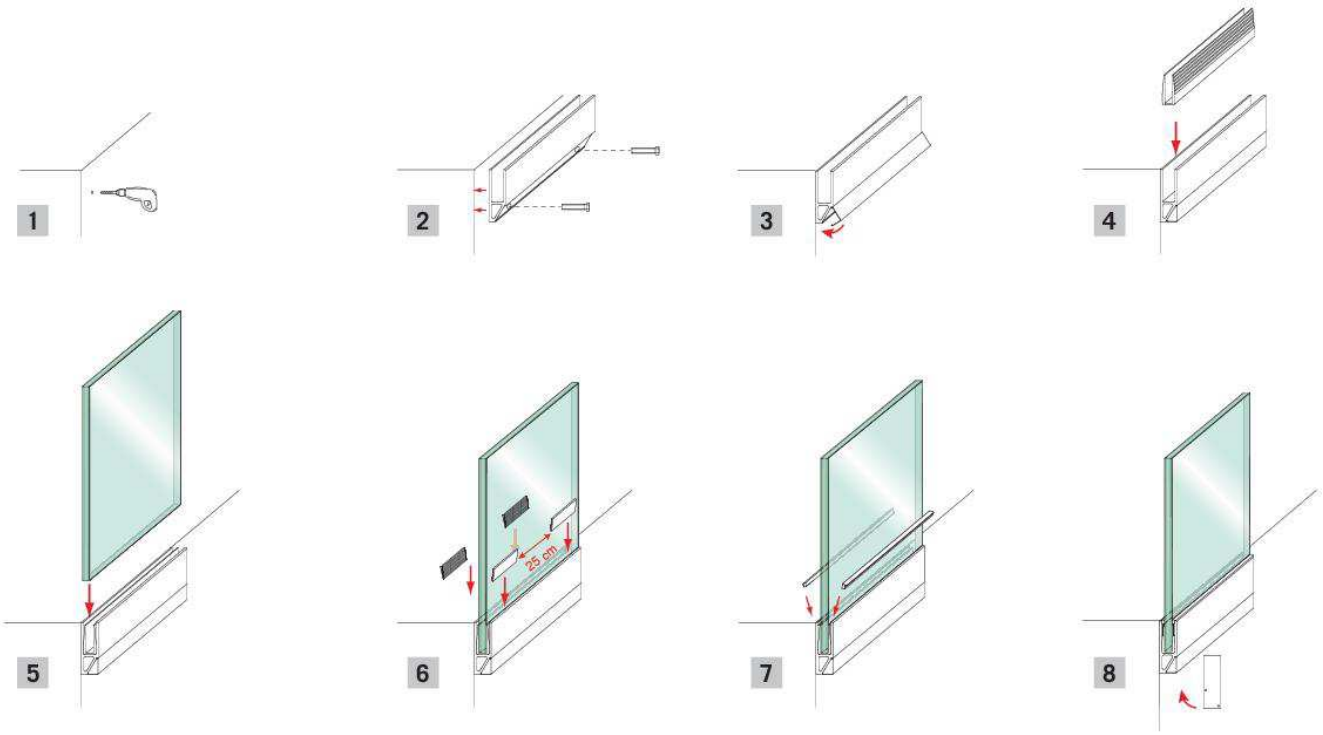

RIPRODUZIONE VIETATA IAM DESIGN REPRODUCTION PROHIBITED www.iamdesign.com

ALIMESA
FUNDICION · FORJA · ARTESANIA
926 86 11 48 ALMAGRO

glassUP® (PRECISION) TOP

Attenzione: usare solo vetri come indicato dalle normative vigenti. Per maggiori informazioni contattare il nostro personale specializzato.

Caution: use glass only as indicated under current regulations. For more information contact our specialized personnel.

TESTED

carico di progetto design load	3,0 kN/m
carico di rottura ultimate strength	4,50 kN/m

EN 12600 · CE · APPROVED NTC 2008 · AbP CERTIFICATED DIN 18008

PROVE DI CARICO STATICO — STATIC LOAD TESTS

✓ UNI EN 1991-1-1 ✓ NTC 2008 ✓ UNI 10806:1999

RESISTENZA-RESISTANCE 1kN/m
Vetro-Glass 8.8.2 (16,76 mm)
laminato-laminated PVB e temperato-tempered

* **RESISTENZA-RESISTANCE 2kN/m**
Vetro-Glass 10.10.4 (21,52 mm)
laminato-laminated PVB e temperato-tempered

* **RESISTENZA-RESISTANCE 3kN/m**
Vetro-Glass 10.10.4 (21,52 mm)
laminato-laminated SGP (SentryGlas®Plus)
e-and temperato-tempered

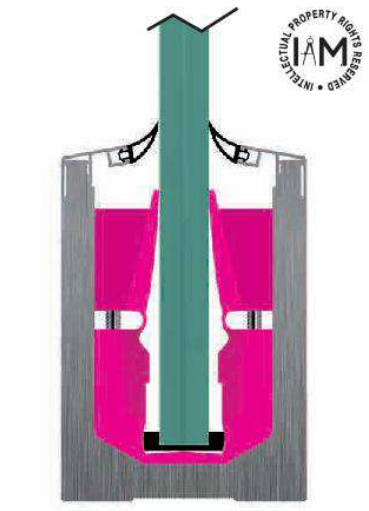

Glass U "P" come Precision, questo profilo rivoluziona il concetto di fissaggio del vetro. Grazie al sistema brevettato di fissaggio concepito dal Team di IAM Design permette di regolare facilmente l'inclinazione del vetro, velocizzando così di molto la posa. Ideale per edifici pubblici.

Glass U "P" like Precision, this profile revolutionizes the concept of glass fixing. Thanks to a fastening patented system designed by our IAM Design Team, it is possible to regulate glass grade and reach a fast laying. This is perfect for glass professionals. Recommended for public buildings.

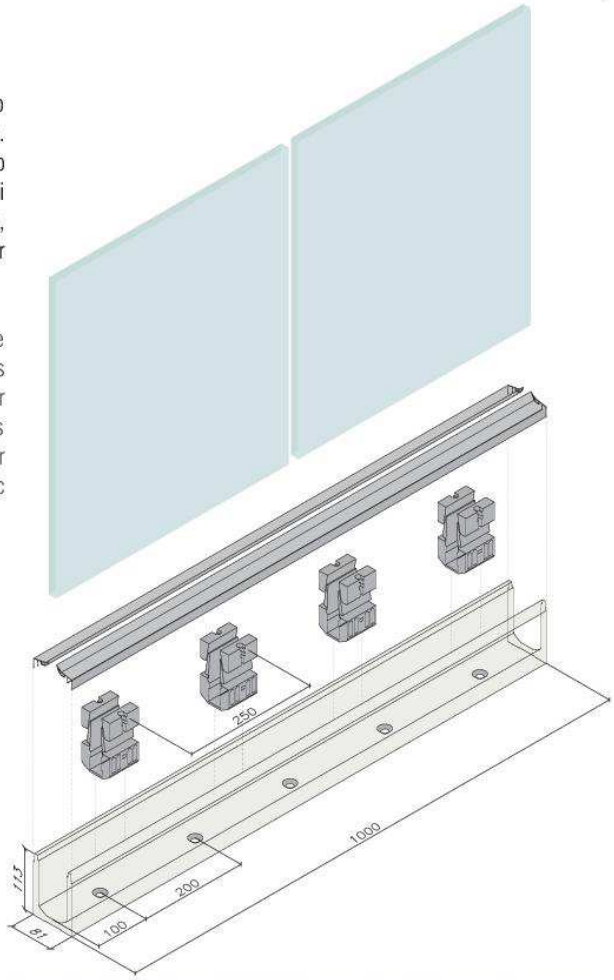

I profili sono forniti di:
- guarnizioni in alluminio e gomma
- kit per il bloccaggio e inclinazione del vetro

Profiles are provided with:
- aluminium and rubber seals
- lock off and glass grade kit

IL KIT E' VENDIBILE SOLO A MULTIPLI DI 3 MT
THE KIT CAN BE SOLD ONLY AT 3 MT MULTIPLES

SPESSORE VETRO GLASS THICKNESS	KIT 1 mt.	DESCRIZIONE DEGLI ELEMENTI CONTENUTI NEL KIT DA 1 MT - DESCRIPTION ON THE ELEMENTS INCLUDED IN THE 1 MT KIT		
		PROFILO - PROFILE	SET DI BLOCCAGGIO - LOCKING SET	GUARNIZIONI - GASKETS
16,76 mm - 21/32" 17,52 mm - 11/16" * 20,76 mm - 3/4" * 21,52 mm - 27/32"	E1800150/K	1 mt. di/of E1800150	Nr. 4 di/of E1999010	2 mts. di/of E1800630
16,76 mm - 21/32" 17,52 mm - 11/16" * 20,76 mm - 3/4" * 21,52 mm - 27/32"	E1800150/K1	1 mt. di/of E1800150	Nr. 3 di/of E1999010	2 mts. di/of E1800630

RIPRODUZIONE VIETATA · IAM DESIGN · REPRODUCTION PROHIBITED

ALIMESA
FUNDICION · FORJA · ARTESANIA
926 86 11 48 ALMAGRO



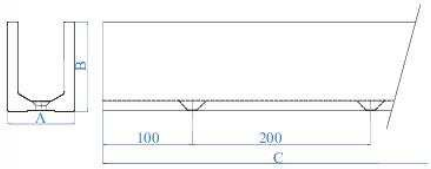

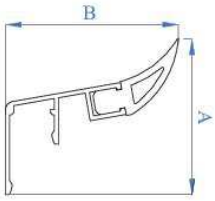

ALUMINIUM	A	B	C
E1800150	81 mm - 3 3/16"	113 mm - 4 7/16"	3000 mm - 9' - 10"
E1800155	81 mm - 3 3/16"	113 mm - 4 7/16"	6000 mm - 19' - 8"

ALUMINIUM / RUBBER	A	B
E1800630	29 mm - 1 5/32"	32,5 mm - 1 9/32"

KIT DI SPESSORI PER CORREGGERE EVENTUALI DISLIVELLI DELLA SUPERFICIE DI INSTALLAZIONE
LEVELING KITS FOR SURFACES THAT MAY NOT BE UNIFORMEDE

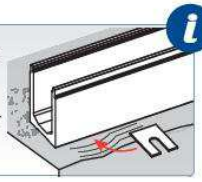

NEW

ALUMINIUM	Spessore *Thickness*	Kit
E1800370	1 - 2 mm 1/32" - 3/32"	5+5 pz./pc

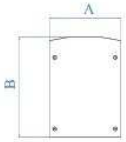

ALUMINIUM	A	B
E1800250	81 mm - 3 3/16"	118 mm - 4 21/32"

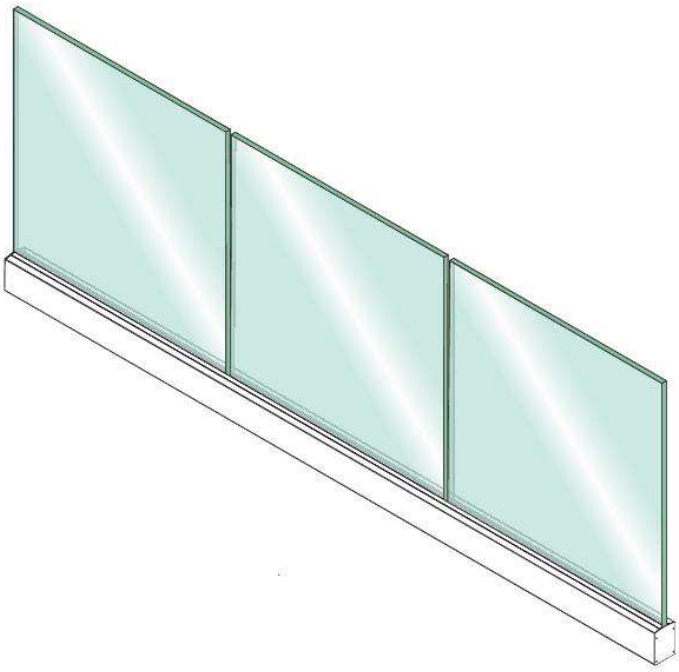

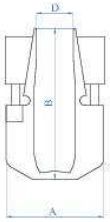

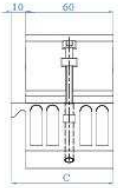

Utilizzare Nr. 4 pezzi per metro
Use Nr. 4 pieces per meter

PLASTIC	A	B	C	D
E1999010	59 mm 2 5/16"	92 mm 3 5/8"	70 mm 2 3/4"	16,76-17,52-20,76,21,52 mm 21/32"-11/16"-3/4"-27/32"

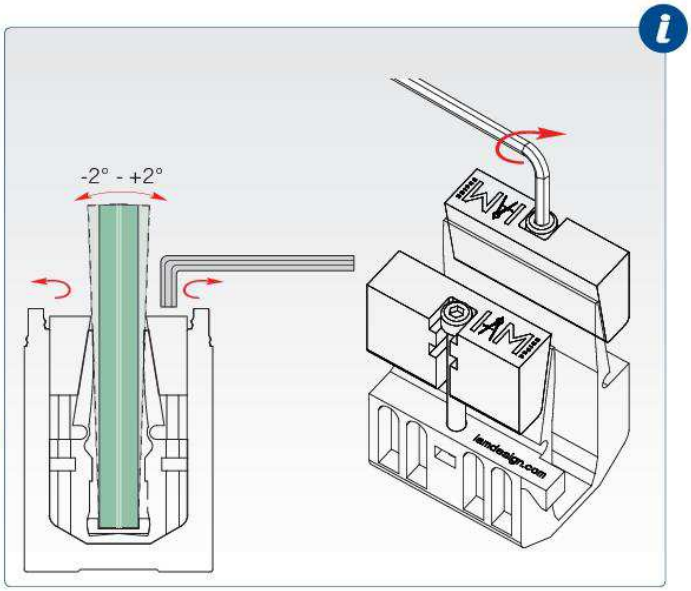

Per una Facile allineatura dei vetri puoi usare gli articoli E00991-E00992-E00993 vedi a pagina 64 per meggiori dettagli.
For an easy alignment of the glasses, you can use articles E00991-E00992-E00993. Have a look at page 64 for more details

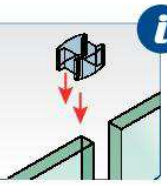

ALIMESA
FUNDICION · FORJA · ARTESANIA
926 86 11 48 ALMAGRO



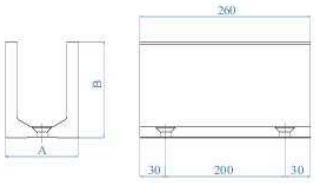

ALUMINIUM	A	B
E1800160	81 mm 3 3/16"	113 mm 4 7/16"

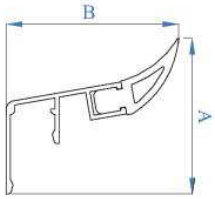

ALUMINIUM / RUBBER	A	B
E1800630	29 mm 1 5/32"	32,5 mm 1 9/32"

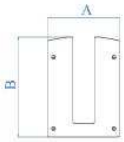

ALUMINIUM	A	B
E1800260	81 mm 3 3/16"	118 mm 4 21/32"

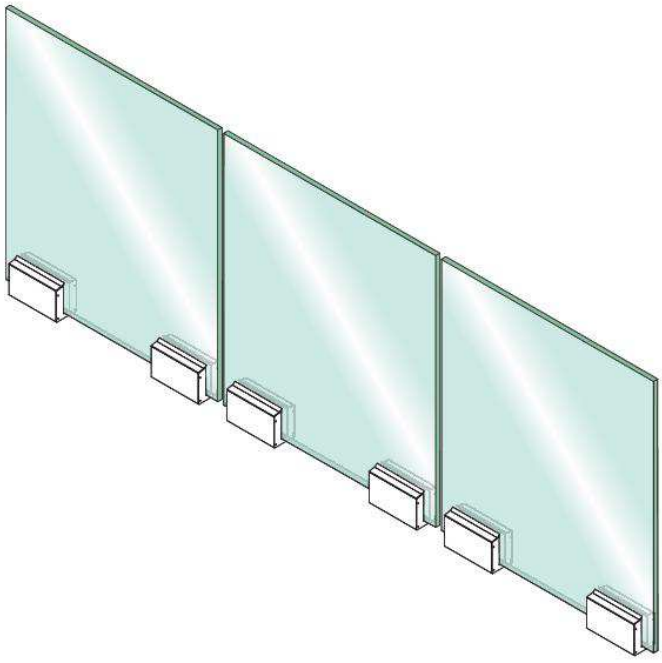

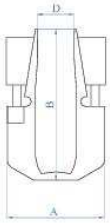

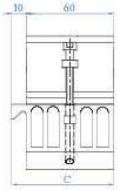

Utilizzare nr. 2 pezzi per ogni E1800160
Use 2 pieces for each E1800160

PLASTIC	A	B	C	D
E1999010	59 mm 2 5/16"	92 mm 3 5/8"	70 mm 2 3/4"	16,76-17,52-20,76,21,52 mm 21/32"-11/16"-3/4"-27/32"

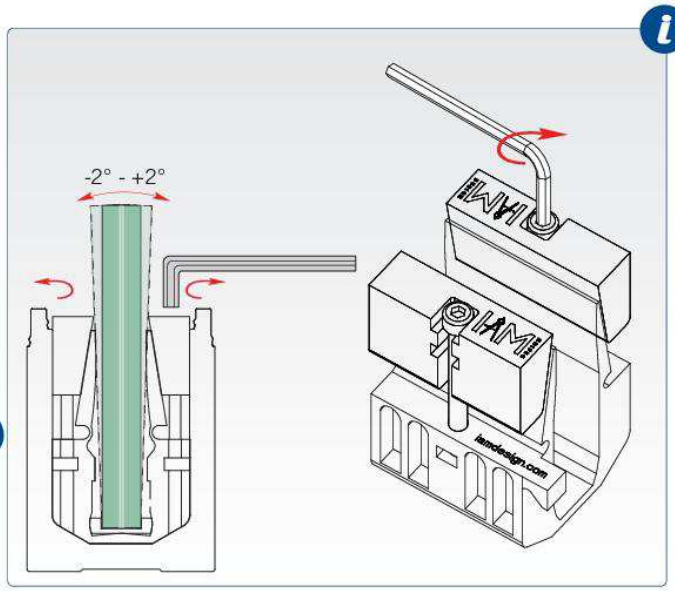

Per una Facile allineatura dei vetri puoi usare gli articoli E00991-E00992-E00993 vedi a pagina 64 per meggiori dettagli.
For an easy alignment of the glasses, you can use articles E00991-E00992-E00993. Have a look at page 64 for more details

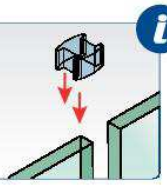

RIPRODUZIONE VIETATA IAM DESIGN REPRODUCTION PROHIBITED www.iamdesign.com

ALIMESA
FUNDICION · FORJA · ARTESANIA
926 86 11 48 ALMAGRO

INSTALLAZIONE A PAVIMENTO - FLOOR ANCHORAGE INSTALLATION

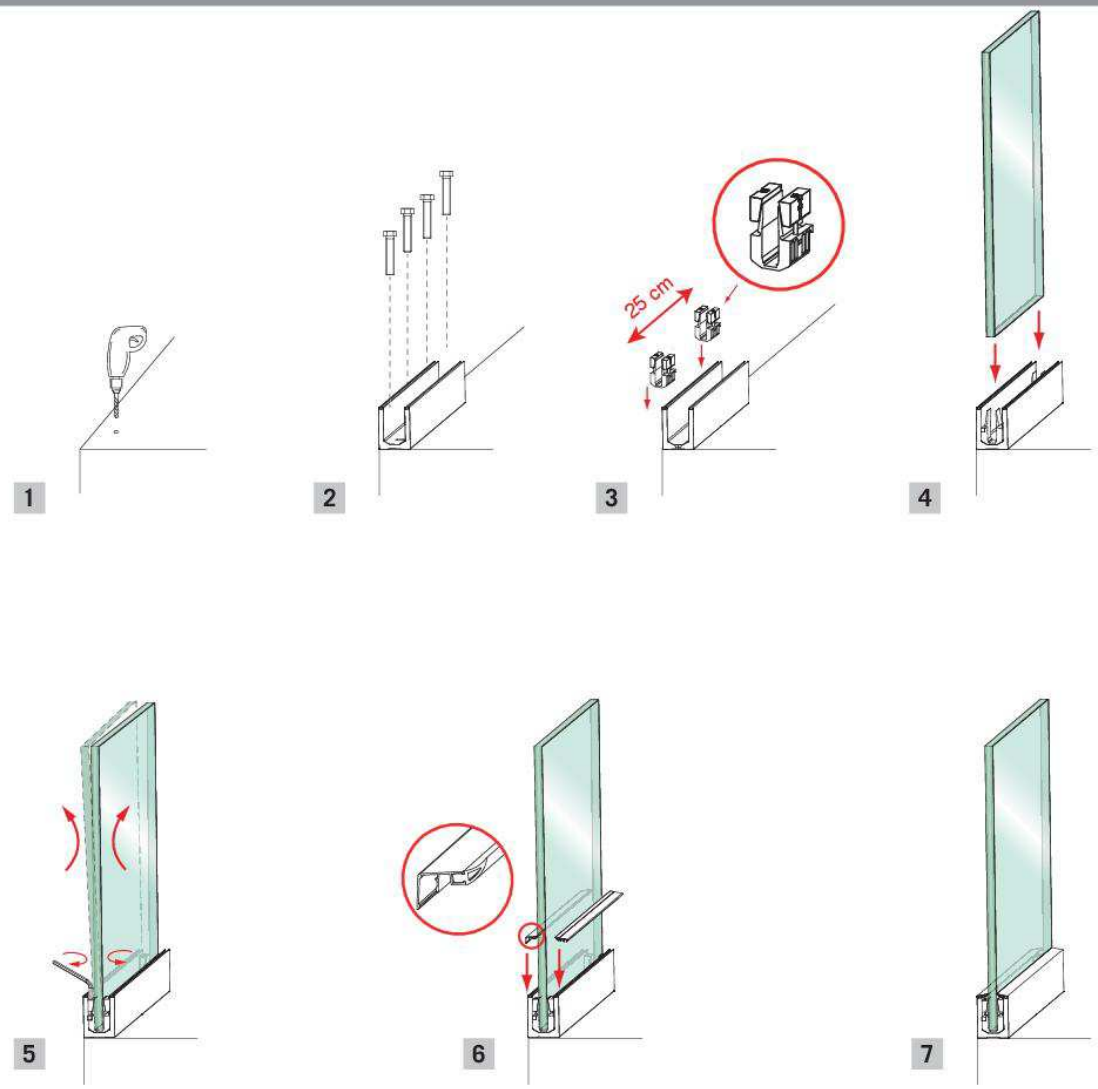



- GLASS U

ACCESSORI GENERICI - GENERIC ACCESSORIES



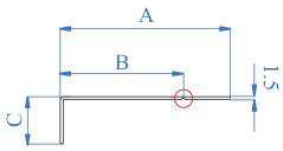

NEW

ALUMINIUM	A	B	C
E1800355	91 mm - 3 19/32"	66 mm - 2 19/32"	25 mm - 1"

I carter si installano esclusivamente con i profili da pavimento. Nasconde gli spazi creati dai passa acqua, e permettono un migliore drenaggio dei liquidi.

Carters must be installed exclusively with on floor profiles. They hide those gaps created by spacers and allow a better fluid drainage.

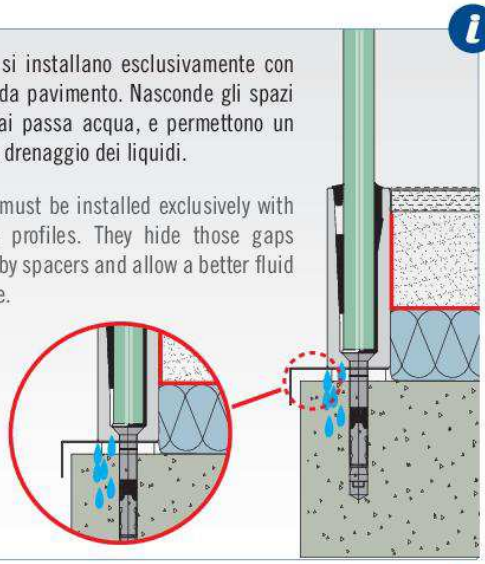

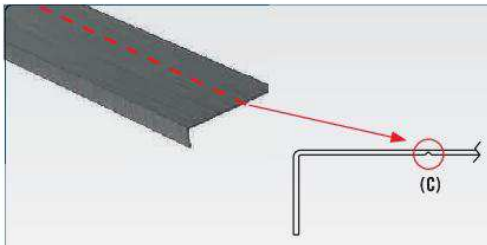

1 - Il carter standard può essere usato con i profili E1800120, E1800150, E1800155 e E1800170
2 - Con i profili E1800190 e E1800130, Il carter va tagliato seguendo la pre-sagomatura (**C**).

1 - The standard carter can be used with profiles E1800120, E1800150, E1800155 and E1800170.
2 - With profiles E1800190 and E1800130, the carter must be cutted following the pre-outline (**C**).

NEW

PLASTIC	Spessore vetro *Glass thickness*
E00991	12,76 - 13,52 mm 1/2" - 17/32"
E00992	16,76 - 17,52 mm - 21/32" - 11/16"
E00993	20,76 - 21,52 mm - 3/4" - 27/32"

L'allineatore per vetri, garantisce una migliore precisione lineare tra un vetro e l'altro, fornendo allo stesso tempo una migliore stabilità

Glass aligner guarantees better linear precision between the glasses and provides better stability at the same time.

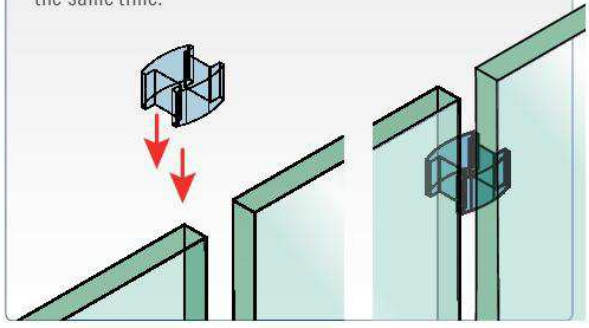

RIPRODUZIONE VIETATA
IAM DESIGN
REPRODUCTION PROHIBITED
www.iamdesign.com

ALIMESA
FUNDICION · FORJA · ARTESANIA
926 86 11 48 ALMAGRO

CHAMELEON GLASS SYSTEM
IG POINTS

IAM DESIGN
INNOVATION ARCHITECTURAL METAL

Robusti e Rapidi al montaggio, i supporti Chameleon e i Fixing point rispondono a tutte le tue esigenze progettuali ed estetiche

The Chameleon holders and the Fixing points are strong, easy to assemble and can satisfy all the planning and aesthetical needs

Pag.
71-82

ALIMESA
FUNDICION · FORJA · ARTESANIA
926 86 11 48 ALMAGRO

CHAMELEON EVO
GLASS SYSTEM

Chameleon Glass Clamp è il sistema modulare di IAM Design® per realizzare parapetti in vetro caratterizzati da supporti a pavimento personalizzabili nei colori, nelle forme e nei materiali. Le cover intercambiabili consentono di adattare la **Chameleon** ad ogni ambiente, rendendola invisibile o, al contrario, personalizzando ed impreziosendo l'intero parapetto senza intaccare le caratteristiche tecniche.

Chameleon Glass Camp is the IAM Design® modular system to create glass rails featuring floor supports customizable in colors, shapes and materials. The interchangeable covers allow you to adapt the **Chameleon** to any environment, making it invisible or, by contrast, customizing and impinging on the entire railing without affecting the technical features.

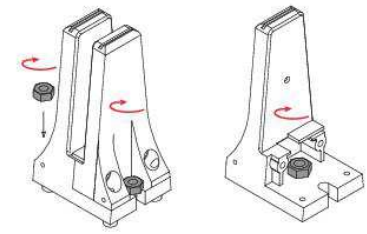

- Possibilità di ancoraggio su un punto centrale oppure su due punti
- Anchorage possibility on a central point or on two points

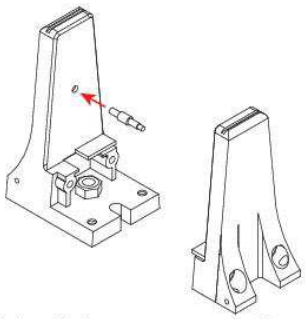

- Spina di sicurezza per garantire una maggiore stabilità
- Safety pin for a higher stability

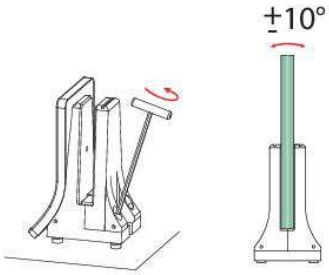

- Piedini regolabili dall'alto per livellare il parapetto
- Adjustable feet from above for the levelling of the railing

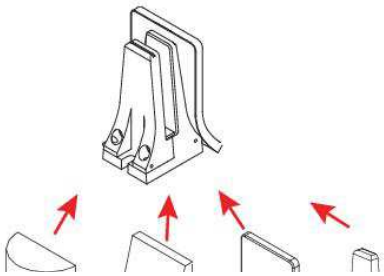

Configurazioni testate con spina di sicurezza per carico di progetto di 1.5 kN/m
Configurations tested with safety pin for design load 1.5 kN/m

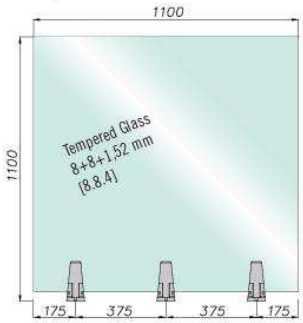

TESTED

carico di progetto design load	1,5 kN
carico di rottura ultimate strength	2,5 kN

Configurazioni testate con spina di sicurezza per carico di progetto di 1.0 kN/m
Configurations tested with safety pin for design load 1.0 kN/m



TESTED

carico di progetto design load	1 kN
carico di rottura ultimate strength	1,75 kN

RIPRODUZIONE VIETATA
IAM DESIGN
REPRODUCTION PROHIBITED
www.iamdesign.com

ALIMESA
FUNDICION · FORJA · ARTESANIA
926 86 11 48 ALMAGRO

Con spina di sicurezza
With locking pin

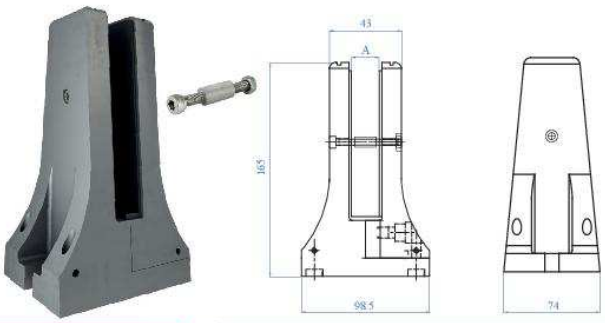

ZAMAC GREZZO - RAW	Finitura *Finish*	Spessore vetro *Glass Thickness* A
J2000360	Opaca Matte	12,76 mm 1/2"
J2000370	Opaca Matte	13,52 mm 11/32"
J2000380	Opaca Matte	17,52 mm 11/16"

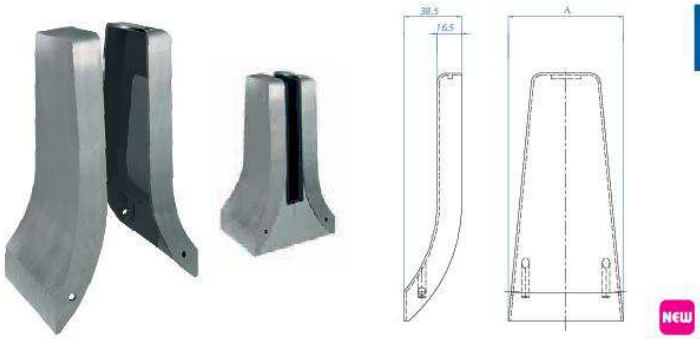

NEW

AISI304	AISI316	Finitura *Finish*	Dimensioni *Dimensions* A
E2000360	E2000360316	Satinato in fusione Satin finish in casting	77 mm 3 1/32"

AISI316	Finitura *Finish*	Dimensioni *Dimensions* A
E2000350	Satinato Satin finish	107 mm 4 7/32"

AISI316	Finitura *Finish*	Dimensioni *Dimensions* A
X2000350	Lucido Mirror polished	107 mm 4 7/32"

RIPRODUZIONE VIETATA IAM DESIGN REPRODUCTION PROHIBITED

ALIMESA
FUNDICION · FORJA · ARTESANIA
926 86 11 48 ALMAGRO

PERSONALIZZABILE al 100% CUSTOMIZABLE

Tutte le cover Chameleon possono essere completamente personalizzate! scegli il colore, la forma e il materiale!

All Chameleon covers can be fully customized! Choose your color, the shape and the material!

Colori

Le cover **Chameleon** possono essere verniciate a polveri. La verniciatura a polveri è un procedimento di rivestimento delle superfici metalliche con un film organico, effettuato sia a scopo decorativo sia a scopo di protezione dalla corrosione e dagli agenti aggressivi. Sono disponibili tutti i colori della cartella RAL, più alcune finiture speciali su richiesta che realizziamo grazie al nostro team di maestri verniciatori.

Colours

The **Chameleon** covers can be powder coated. Powder coating is a metallic surface covering procedure done with an organic film; it is created both for decorative purposes, corrosion and strong agent protection. All colours of the RAL colour chart are available, and we can also provide, together with our team of expert varnishers, some special finishes.

Di seguito alcune nostre finiture speciali - Below are some of the special finishes

Grigio Micaceo
Micaceous Grey

Nero opaco
Matte black

Effetto Verde Rame
Verdigris effect

Bianco infinito
Infinite white

Effetto Cor-ten
Cor-ten effect

Effetto Acidato
Acid-etched effect


Tutti i colori su tavola RAL
All colorus on RAL chart

Forme e Materiali

Le cover **Chameleon** possono essere realizzate in forme diverse, anche su specifiche del cliente. Inoltre è possibile scegliere il materiale della cover, come il legno o il marmo, ed ottenere così un parapetto di design adatto ad ogni tipo di ambiente e di architettura.

Shapes and Materials

The **Chameleon** covers can be made in different shapes, even to customer specifications. You can also choose the material of the cover, such as wood or marble, and thus obtain a design railing suitable for any type of environment and architecture.

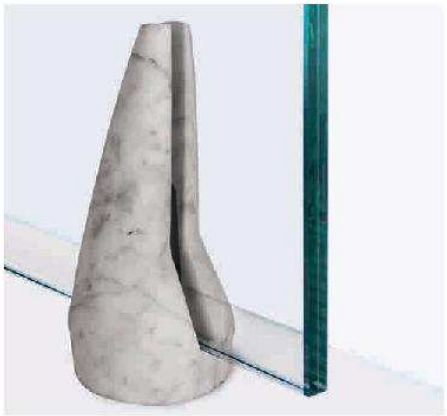

RIPRODUZIONE VIETATA
IAM DESIGN
REPRODUCTION PROHIBITED
www.iamdesign.com

ALIMESA
FUNDICION · FORJA · ARTESANIA
926 86 11 48 ALMAGRO

RIPRODUZIONE VIETATA
REPRODUCTION PROHIBITED

ALIMESA
FUNDICION · FORJA · ARTESANIA
926 86 11 48 ALMAGRO

• CHAMELEON GLASS SYSTEM - FIXING POINT

SUPPORTI PER VETRO DA PAVIMENTO - GLASS CLAMP FOR GROUND ANCHORAGE

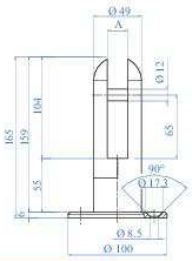

2 pezzi: piastra di ancoraggio Ø 100 mm con 3 fori svasati e supporto per vetro alto 165 mm
2 pieces: anchor flange 3 15/16" dia. and 3 countersunk holes and glass clamp with 6 1/2"

AISI304	AISI316	Spessore vetro *Glass thickness* A
E2000500	E2000600	12 e 17,52 mm 1/2" and 11/16"

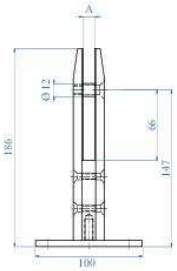

2 pezzi: piastra di ancoraggio quadrata 100 mm con 4 fori e supporti per vetro alto 186 mm
2 pieces: anchor flange 3 15/16" sq. with 4 holes and glass clamp with 7 9/32"

AISI304	AISI316	Spessore vetro *Glass thickness* A
E2100500	E2100600	12 e 17,52 mm 1/2" and 11/16"

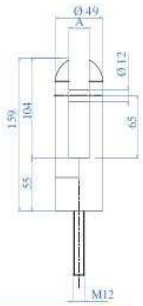

2 pezzi: supporto per vetro alto 159 mm e barra filettata M 12 x L 120 mm
2 pieces: glass support 6 5/16" high and M 12 threaded bar x L. 4 3/4"

AISI304	AISI316	Spessore vetro *Glass thickness* A
E2000100	E2000200	12 e 17,52 mm 1/2" and 11/16"

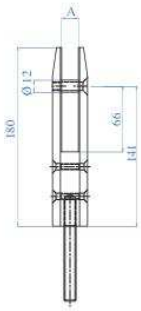

2 pezzi: supporto per vetro alto 180 mm e barra filettata M 12 x L 120 mm
2 pieces: glass support 7 3/32" high and M 12 threaded bar x L. 4 3/4"

AISI304	AISI316	Spessore vetro *Glass thickness* A
E2100100	E2100200	12 e 17,52 mm 1/2" and 11/16"

Possiamo eseguire lucidatura a specchio su richiesta su qualsiasi articolo in AISI 304 e AISI 316

All our AISI 304 and AISI 316 line can be mirror polished on request.

Dopo numerose prove svolte in collaborazione con i principali istituti di ricerca, IAM Design consiglia l'utilizzo dei prodotti lucidati a specchio per applicazioni in AMBIENTE SALINO (fino a 12 km dal mare) o ad alta concentrazione di agenti inquinanti (centro città/zone industriali)

Upon several tests effected with the collaboration of main institutes of research, IAM Design recommends the use of mirror polished products in SALINE SURROUNDINGS only (area within 12 km from the seaside) or in areas with high level of polluting agents (city centres/industrial areas)

RIPRODUZIONE VIETATA IAM DESIGN REPRODUCTION PROHIBITED www.iamdesign.com

ALIMESA
FUNDICION · FORJA · ARTESANIA
926 86 11 48 ALMAGRO



ALIMESA
FUNDICION · FORJA · ARTESANIA
926 86 11 48 ALMAGRO

• CHAMELEON GLASS SYSTEM - FIXING POINT

FIXING POINT REGOLABILI - ADJUSTABLE FIXING POINTS

EN 12600 CE APPROVED NTC 2008

Il nuovo sistema di fissaggio del vetro REGOLABILE di IAM Design che consente di realizzare parapetti e molto altro.

IAM Design new ADJUSTABLE fixing system for balustrades and much more.

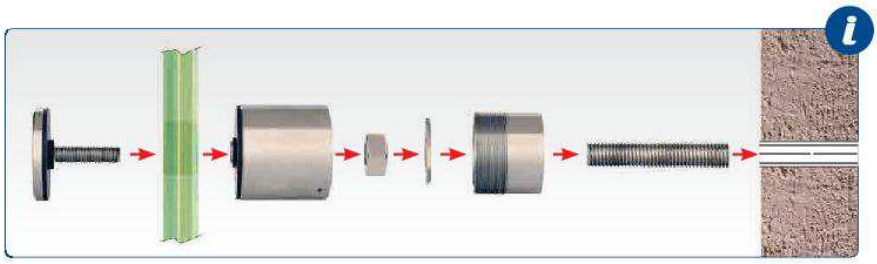

Questo innovativo sistema di fissaggio del vetro consente un controllo totale sulla regolazione del posizionamento delle lastre, facilitando così l'installazione, anche su pareti irregolari.

This innovative glass fixing system allows total control over the placement of the glass sheets, thus facilitating installation, even on irregular walls.

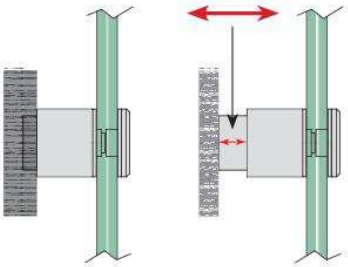

Possibilità di regolazione in profondità della lastra di vetro di 12 mm

12mm depth adjustability of the glass sheet

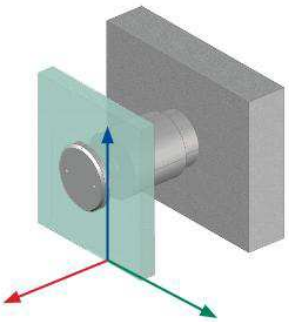

Possibilità di regolazione a 360° della lastra di vetro

360° adjustasbility of the glass sheet

Configurazioni testate per resistenza a 1 kN e 2 kN
Fixing Point Ø 50 mm

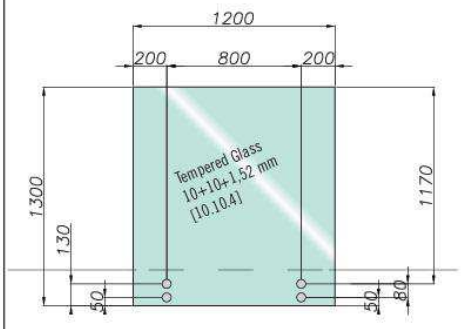

TESTED

carico di progetto design load	1,0 kN
carico di rottura ultimate strength	1,75 kN

Configuration tested to resist 1 kN and 2 kN
Fixing Point Ø 50mm

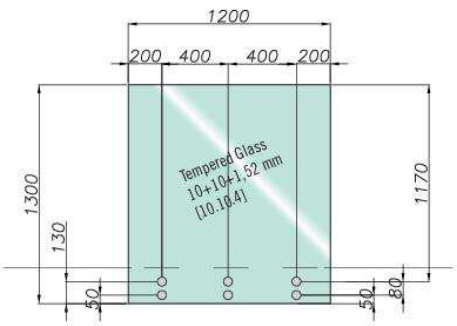

TESTED

carico di progetto design load	2 kN
carico di rottura ultimate strength	2,25 kN

RIPRODUZIONE VIETATA IAM DESIGN REPRODUCTION PROHIBITED

ALIMESA
FUNDICION · FORJA · ARTESANIA
926 86 11 48 ALMAGRO

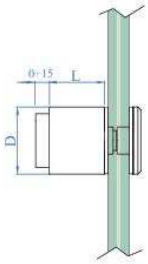

NEW

AISI304	Lunghezza L *Length*	Diametro D *Diameter*	Spessore vetro *Glass thickness*
E620075	45 mm 1 25/32"	40 mm 1 9/16"	da 12,76 a 15 mm from 1/2" from 19/32"
E620080	45 mm 1 25/32"	50 mm 2"	da 16,76 a 21,52 mm from 21/32" from 27/32"
E620085	45 mm 1 25/32"	60 mm 2 3/8"	da 22 a 25,52 mm from 7/8" from 1 1/64"

AISI316	Lunghezza L *Length*	Diametro D *Diameter*	Spessore vetro *Glass thickness*
E640075	45 mm 1 25/32"	40 mm 1 9/16"	da 12,76 a 15 mm from 1/2" from 19/32"
E640080	45 mm 1 25/32"	50 mm 2"	da 16,76 a 21,52 mm from 21/32" from 27/32"
E640085	45 mm 1 25/32"	60 mm 2 3/8"	da 22 a 25,52 mm from 7/8" from 1 1/64"

Chiave regolabile per serrare le rotulle ed elementi per gradini sospesi
Adjustable wrench to tighten rods and suspended steps

NEW

Art. no.
E40695

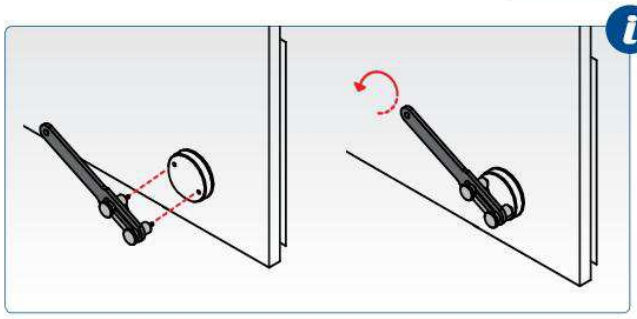

• CHAMELEON GLASS SYSTEM - FIXING POINT
FIXING POINT

EN 12600 · CE · APPROVED NTC 2008

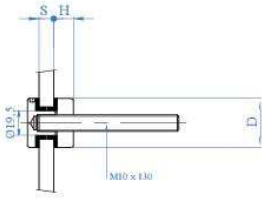

AISI304	AISI316	H	Diametro *Diameter* D	Spessore vetro *Glass thickness* S
E40930304	E40930	10 mm 3/8"	30 mm 1 3/16"	8 -16,76 mm 5/16" - 11/16"

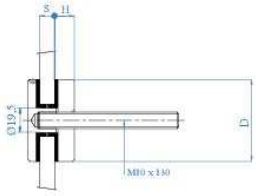

AISI304	AISI316	H	Diametro *Diameter* D	Spessore vetro *Glass thickness* S
E40940304	E40940	10 mm 3/8"	50 mm 2"	8 -16,76 mm 5/16" - 11/16"

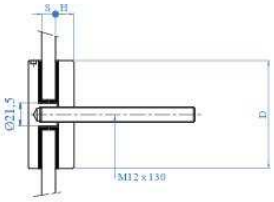

AISI316	H	Diametro *Diameter* D	Spessore vetro *Glass thickness* S
E40960	10 mm 3/8"	60 mm 2 3/8"	8 -16,76 mm 5/16" - 11/16"

ADATTATORE PER LEGNO
ADAPTER FOR WOOD

L'articolo E40999 permette la facile installazione dei supporti vetro su legno. L'articolo va montato in sostituzione della barra filettata M10

Article E40999 makes the installation of the glass supports on wood very easy. The article is to be installed in the place of the M10 threaded rod

AISI304	Filetto metrico *Metric thread*	Filetto legno *Wood thread*	Lunghezza *Length*
E40999	M10	11	100 mm 3 15/16"

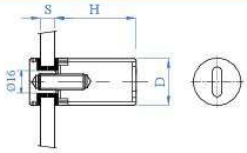

AISI304	AISI316	H	Diametro *Diameter* D	Spessore vetro *Glass thickness* S
E40900304	E40900	40 mm 1 9/16"	30 mm 1 3/16"	8 -16,76 mm 5/16" - 11/16"
E40901304	E40901	50 mm 2"	30 mm 1 3/16"	8 -16,76 mm 5/16" - 11/16"
E40902304	E40902	60 mm 2 3/8"	30 mm 1 3/16"	8 -16,76 mm 5/16" - 11/16"

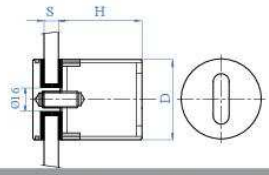

AISI316	H	Diametro *Diameter* D	Spessore vetro *Glass thickness* S
E40910	40 mm 1 9/16"	50 mm 2"	8 -17,52 mm 5/16" - 2/3"
E40911	50 mm 2"	50 mm 2"	8 -17,52 mm 5/16" - 2/3"
E40912	60 mm 2 3/8"	50 mm 2"	8 -17,52 mm 5/16" - 2/3"

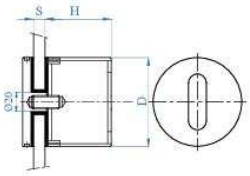

AISI316	H	Diametro *Diameter* D	Spessore vetro *Glass thickness* S
E40920	40 mm 1 9/16"	60 mm 2 3/8"	8 -17,52 mm 5/16" - 2/3"
E40921	50 mm 2"	60 mm 2 3/8"	8 -17,52 mm 5/16" - 2/3"
E40922	60 mm 2 3/8"	60 mm 2 3/8"	8 -17,52 mm 5/16" - 2/3"

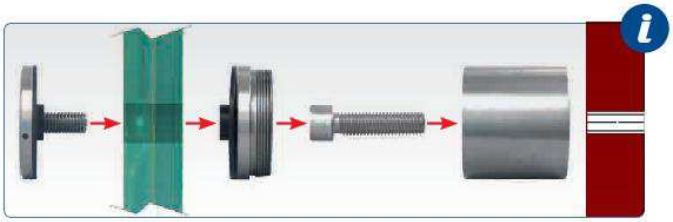

NEW

Chiave regolabile per serrare le rotulle ed elementi per gradini sospesi
Adjustable wrench to tighten rods and suspended steps

Art. no.	Per diametri *For diameter*
E40790	15 - 35 mm 19/32" - 1 3/8"
E40791	36 - 50 mm 1 13/32" - 1 61/64"
E40792	51 - 80 mm 2" - 3 5/32"

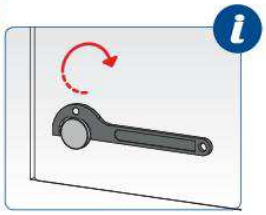

RIPRODUZIONE VIETATA · IAM DESIGN · REPRODUCTION PROHIBITED

ALIMESA
FUNDICION · FORJA · ARTESANIA
926 86 11 48 ALMAGRO



ALIMESA
FUNDICION · FORJA · ARTESANIA
926 86 11 48 ALMAGRO

CHAMELEON GLASS SYSTEM - FIXING POINT

SUPPORTI PER VETRO DA PARETE - WALL GLASS CLAMPS

EN 12600 · CE · APPROVED NTC 2008

Supporto rotondo composto da vite filettata e attacco per vetro
Round support complete with threaded screw and glass attachment

2kN

AISI304	AISI316	Spessore vetro *Glass thickness* A
E2200100	E2200200	da 8 a 12,76 mm from 5/16" to 1/2"
E2200300	E2200400	da 16,76 a 21,52 mm from 5/8" to 7/8"

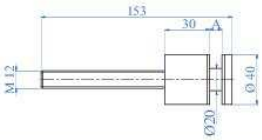

Supporto rotondo composto da vite filettata e attacco per vetro
Round support complete with threaded screw and glass attachment

2kN · NEW

AISI304	Spessore vetro *Glass thickness* A
E004720163	da 8 a 12,76 mm from 5/16" to 1/2"

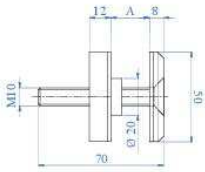

Supporto rotondo composto da vite filettata e attacco per vetro
Round support complete with threaded screw and glass attachment

2kN · NEW

AISI304	Spessore vetro *Glass thickness* A
E2200500	da 8 a 21,52 mm from 5/16" to 7/8"

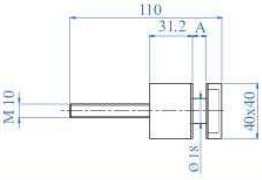

Supporto quadrato composto da vite filettata e attacco per vetro
Square support complete with threaded screw and glass attachment

2kN · NEW

AISI304	Spessore vetro *Glass thickness* A
E004720185	da 8 a 12,76 mm from 5/16" to 1/2"



RIPRODUZIONE VIETATA · IMDESIGN · www.imdesign.com

ALIMESA
FUNDICION · FORJA · ARTESANIA
926 86 11 48 ALMAGRO

PROFILE SYSTEM

IAM DESIGN
INNOVATION ARCHITECTURAL METAL

L'architettura e il design hanno sempre bisogno di nuove risposte, PROFILE SYSTEM è una di queste. La gamma oggi è ancora più ampia!

Architecture and design always need new answers. The PROFILE SYSTEM is one of them. The range today is even wider!



Pag.
83-98

ALIMESA
FUNDICION · FORJA · ARTESANIA
926 86 11 48 ALMAGRO

SPEEDYRAIL

15 secondi per l'installazione di un metro di corrimano

25 kg di resistenza per metro senza l'utilizzo di collanti

15 seconds to install one meter of handrail

25 kg per meter resistance

I tradizionali sistemi di fissaggio impiegano fino a **56** secondi al metro per l'installazione.
Con SPEEDY RAIL potrai risparmiare fino a **41** secondi al metro.
Su 100 metri di corrimano risparmi **68** minuti

Traditional fixing systems take up to **56** seconds per meter for installation.
With SPEEDY RAIL you can save up to **41** seconds per meter.
On 100 meters of handrail you save **68** minutes.

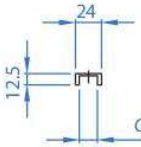

NEW

ABS	Vetro *Glass*	KIT
E1991000	12,76 mm - 1/2"	10 pezzi/pieces
E1991010	16,76 mm - 5/8"	10 pezzi/pieces
E1991020	17,52 mm - 11/16"	10 pezzi/pieces
E1991030	21,52 mm - 7/8"	10 pezzi/pieces

GUARNIZIONI IN GOMMA ADATTE PER I SEGUENTI PROFILI
GASKETS SUITABLE FOR THE FOLLOWING PROFILES

INSTALLAZIONE VALIDA SU VETRI CON TOLLERANZA + 0,1 MM
VALID INSTALLATION ON GLASSES WITH TOLERANCE + 0.1 MM

25 Kg Resistenza a strappo - Tear resistance

1

Pulizia della superficie di vetro con acetone o alcool isopropilico.
Clean the glass surface with acetone or isopropyl alcohol. It is recommended that the verse is always left-right or the like.

2

Posizionare il supporto di abs sulla lastra di vetro
Place the abs support on the glass slide

3

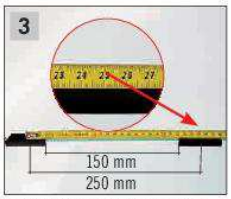

Installazione degli articoli in abs distanziati ogni 250 mm
Install abs articles spaced every 250 mm

4



Installazione del corrimano
Install the handrail

RIPRODUZIONE VIETATA IAM DESIGN REPRODUCTION PROHIBITED

ALIMESA
FUNDICION · FORJA · ARTESANIA
926 86 11 48 ALMAGRO

80 Kg Resistenza a strappo - Tear resistance

Pulizia della superficie di vetro con acetone o alcool isopropilico.
Clean the glass surface with acetone or isopropyl alcohol. It is recommended that the verse is always left-right or the like.

Installazione del supporto in abs mediante E91904. Esercitare una pressione per attivare il collante
Install the abs support using the double side adhesive tape E91904. Press to activate the glue.



Installazione degli articoli in abs distanziati ogni 250 mm
Install abs articles spaced every 250 mm

Installazione del corrimano
Install the handrail

140 Kg Resistenza a strappo - Tear resistance

Pulizia della superficie di vetro con acetone o alcool isopropilico.
Clean the glass surface with acetone or isopropyl alcohol. It is recommended that the verse is always left-right or the like.

Applicazione di un film di primer E91903 (una sola passata con pennello)
Lay the primer E91903 (only one stroke with the brush)



Installazione del supporto in abs mediante biadesivo E91904. Esercitare una pressione per attivare il collante
Install the abs support using the double side adhesive tape E91904. Press to activate the glue.

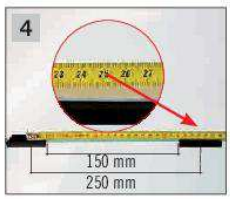

Installazione degli articoli in abs distanziati ogni 250 mm
Install abs articles spaced every 250 mm

Installazione del corrimano
Install the handrail

210 Kg Resistenza a strappo - Tear resistance

Pulizia della superficie di vetro con acetone o alcool isopropilico.
Clean the glass surface with acetone or isopropyl alcohol. It is recommended that the verse is always left-right or the like.

Applicazione di un film di primer E91903 (una sola passata con pennello)
Lay the primer E91903 (only one stroke with the brush)

Installazione del supporto in abs mediante biadesivo E91905. Esercitare una pressione per attivare il collante
Install the abs support using the double side adhesive tape E91905.. Press to activate the glue.

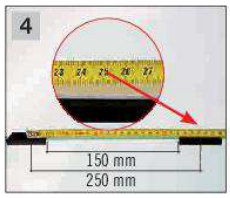

Installazione degli articoli in abs distanziati ogni 250 mm
Install abs articles spaced every 250 mm

Installazione del corrimano
Install the handrail

NEW

BIADHESIVE	Descrizione *Description*
E91904	Bioadesivo FORTE Biadhesive STRONG
E91905	Bioadesivo EXTRA FORTE Biadhesive SUPER STRONG

ATTIVARE IL COLLANTE DEL BIADESIVO MEDIANTE PRESSIONE ESERCITATA TRAMITE RULLO O ALTRO STRUMENTO AFFINE
PRESS WITH A ROLLER, OR SIMILAR TOOL, TO ACTIVATE THE GLUE OF THE DOUBLE SIDED ADHESIVE TAPE

NEW

PRIMER	Descrizione *Description*	Quantità *Quantity*
E91903	Primer	250 ml

RIPRODUZIONE VIETATA
IAM DESIGN
REPRODUCTION PROHIBITED

ALIMESA
FUNDICION · FORJA · ARTESANIA
926 86 11 48 ALMAGRO

EVOLUTION

Evolution è l'ultimo nato nella famiglia dei profili per corrimano IAM Design, sistema è caratterizzato dalla sua forma rettangolare ma soprattutto della sua altezza molto ridotta di appena 10 mm.
Questa caratteristica è unica ed è stata resa possibile grazie all'utilizzo del nostro sistema di fissaggio speedyrail.

Ideale per chi vuole una soluzione moderna e contemporanea.

Evolution is the new entry among IAM Design's handrail profiles.
The main features of this system are the rectangular shape and its thickness of just 10 mm.
This feature is unique and has been made possible thanks to the use of our speedyrail fastening system.

Ideal for those who are looking for a modern and contemporary solution.

REPRODUZIONE VIETATA
IAM DESIGN
REPRODUCTION PROHIBITED
www.iamdesign.com

ALIMESA
FUNDICION · FORJA · ARTESANIA
926 86 11 48 ALMAGRO

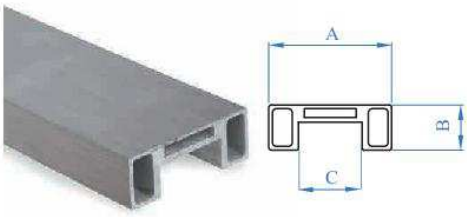

NEW

ALUMINIUM	A	Lunghezza *Length*	B	C
E10003227	48 mm 1 7/8"	6000 mm 19' - 8"	20 mm 3/4"	24 mm 15/16"

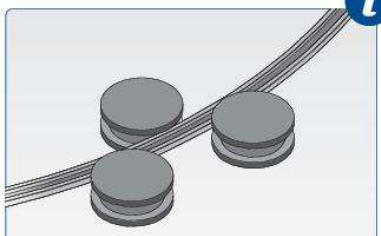

PROFILO CALANDRABILE IN PIANO
ED A SALIRE PER SCALE ELICOIDALI
CALENDRABLE PROFILE FOR FLAT
SURFACES AND FOR HELICAL STAIRS

IL PROFILO E10003227 SI ABBINA
AL SISTEMA DI FISSAGGIO **SPEEDYRAIL**
VEDI PAGINA 84
THE PROFILE E10003227 AND THIS GASKET
ARE COMPONENTS OF OUR **SPEEDYRAIL**
FIXING SYSTEM, SEE PAGES 84

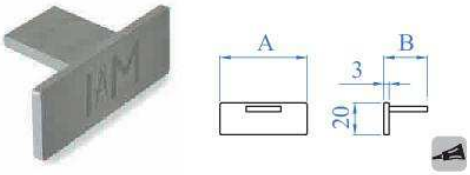

NEW

ZAMAC SATINATO - SATIN	A	B
E1100140	48 mm 1 7/8"	25 mm 2"

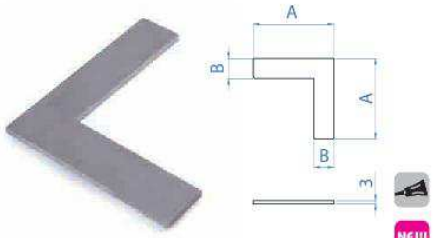

NEW

ALUMINIUM	A	B
E1100160	80 mm 3 5/32"	20 mm 3/4"

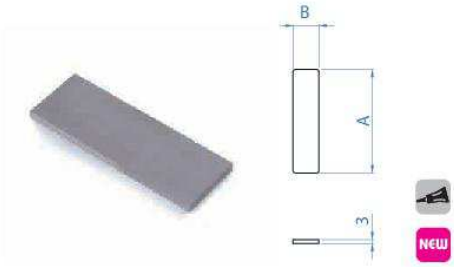

NEW

ALUMINIUM	A	B
E1100170	80 mm 3 5/32"	20 mm 3/4"

INSTALLAZIONE DEL CORRIMANO - INSTALLATION OF THE HANDRAIL

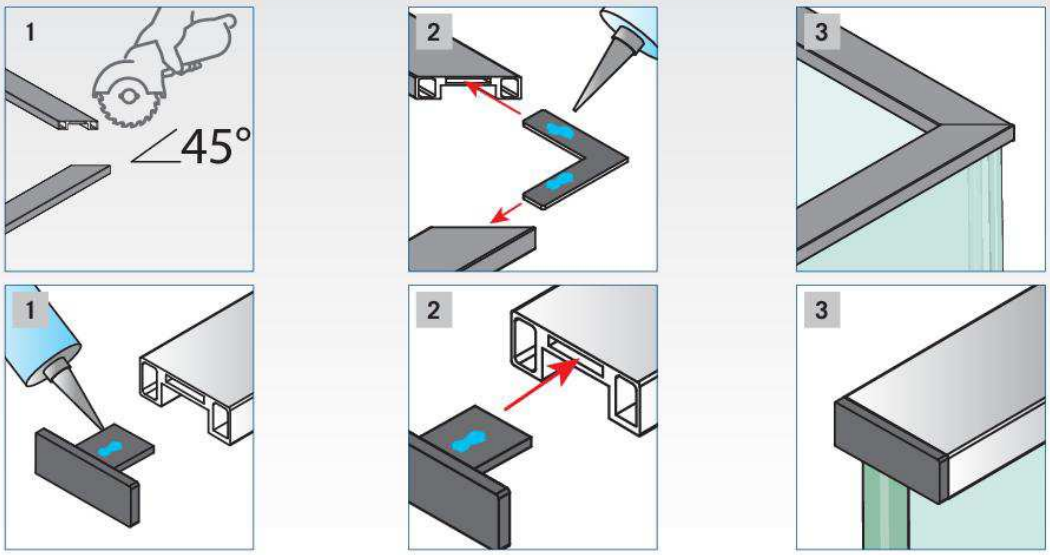

ALIMESA
FUNDICION · FORJA · ARTESANIA
926 86 11 48 ALMAGRO

PROFILE SYSTEM
ROUND

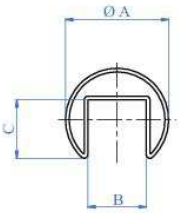



AISI304	AISI316	Tubo *Tube* A	Lunghezza *Length* B	C
Satinato - Satin Finish				
E1000424	E1100424	Ø 42,4 x 1,5 mm 1 2/3" dia. x 1/16"	6000 mm 19' - 8"	24 mm 15/16" 24 mm 15/16"
E1000483	E1100483	Ø 48,3 x 1,5 mm 1 7/8" dia. x 5/64"	6000 mm 19' - 8"	26 mm 1 1/32" 30 mm 1 3/16"
Lucido - Mirror Polished				
-	X1100424	Ø 42,4 x 1,5 mm 1 2/3" dia. x 1/16"	6000 mm 19' - 8"	24 mm 15/16" 24 mm 15/16"

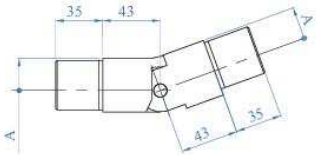

Raccordo snodato 25-55° verso l'alto
Upward pivotable connector, 25-55°

AISI316	Per tubo *For tube* A
E1510100	Ø 42,4 x 1,5 mm 1 2/3" dia. x 1/16"
E1510110	Ø 48,3 x 1,5 mm 1 7/8" dia. x 5/64"

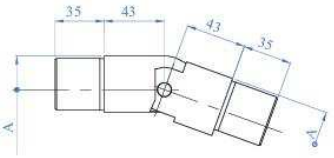

Raccordo snodato 25-55° verso il basso
Downward pivotable connector, 25-55°

AISI316	Per tubo *For tube* A
E1520100	Ø 42,4 x 1,5 mm 1 2/3" dia. x 1/16"
E1520110	Ø 48,3 x 1,5 mm 1 7/8" dia. x 5/64"

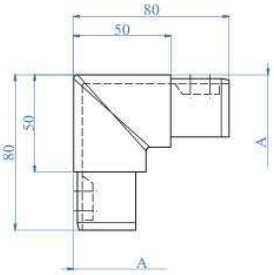

Verticale satinato con grana 240
Vertical satin finish with grain size 240

AISI304	AISI316	Per tubo *For tube* A
E1500200	E1500100	Ø 42,4 x 1,5 mm 1 2/3" dia. x 1/16"
-	E1500110	Ø 48,3 x 1,5 mm 1 7/8" dia. x 5/64"

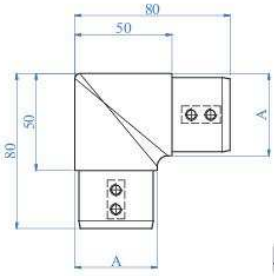

AISI304	AISI316	Per tubo *For tube* A
E1400200	E1400100	Ø 42,4 x 1,5 mm 1 2/3" dia. x 1/16"
-	E1400110	Ø 48,3 x 1,5 mm 1 7/8" dia. x 5/64"

RIPRODUZIONE VIETATA IAM DESIGN REPRODUCTION PROHIBITED www.iamdesign.com

ALIMESA 926 86 11 48 ALMAGRO
FUNDICION · FORJA · ARTESANIA

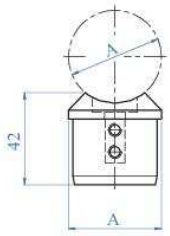

AISI316	Per tubo *For tube* A
E1300100	Ø 42,4 x 1,5 mm 1 2/3" dia. x 1/16"
E1300110	Ø 48,3 x 1,5 mm 1 7/8" dia. x 5/64"

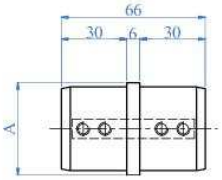

AISI304	AISI316	Per tubo *For tube* A
E1200200	E1200100	Ø 42,4 x 1,5 mm 1 2/3" dia. x 1/16"
-	E1200110	Ø 48,3 x 1,5 mm 1 7/8" dia. x 5/64"

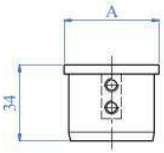

AISI304	AISI316	Per tubo *For tube* A
E1100200	E1100100	Ø 42,4 x 1,5 mm 1 2/3" dia. x 1/16"
-	E1100110	Ø 48,3 x 1,5 mm 1 7/8" dia. x 5/64"

ANCORAGGIO A PARETE
WALL ANCHORAGE

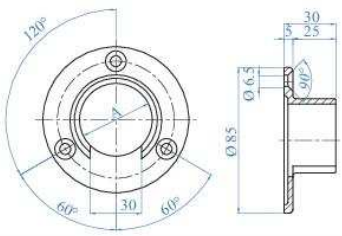

AISI316	Per tubo *For tube* A
E1110100	Ø 42,4 x 1,5 mm 1 2/3" dia. x 1/16"
E1110110	Ø 48,3 x 1,5 mm 1 7/8" dia. x 5/64"

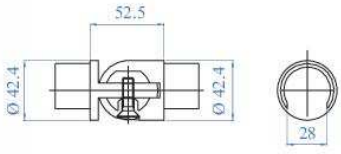

Giunzione snodata per tubo scanalato
Articulated connector for slotted tube

NEW

AISI304	AISI316	Per tubo *For tube*
E1520300	E1520310	Ø 42,4 x 1,5 mm 1 2/3" dia. x 1/16"

RIPRODUZIONE VIETATA IAM DESIGN REPRODUCTION PROHIBITED

ALIMESA
FUNDICION · FORJA · ARTESANIA
926 86 11 48 ALMAGRO

• PROFILE SYSTEM

RACCORDI COPRIFILO PER TUBO SCANALATO - COVERING FITTINGS FOR SLOTTED TUBE

Nasconde i difetti di taglio del tubo

• COPRE I DIFETTI
ti permette di non prestare troppa attenzione alla qualità del taglio perchè lo nasconde

• FACILE E RAPIDO
grazie gli innesti in ABS e fibra di vetro l'accoppiamento con il tubo è facile e veloce senza uso di martello

• RESISTENTE
il materiale è in ABS e fibra di vetro che rende l'accoppiamento più saldo e sicuro

Hides the cutting defects on tube

•COVERS THE DEFECTS
It allows you to hide the quality of the cutting

• EASY AND QUICK
Thanks to the clutches in ABS and glass fiber, it is very simple and quick to join it to the tube without using the hammer

• STRONG
Composed by ABS and glass fiber, it makes the assembly more secure and safe

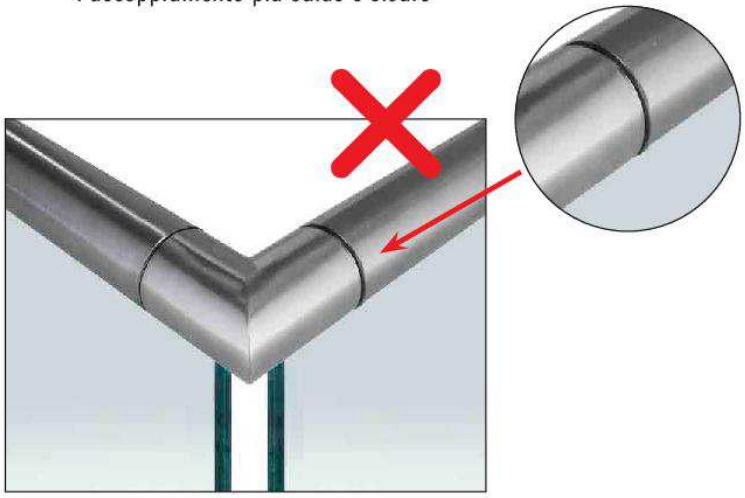



RIPRODUZIONE VIETATA IAM DESIGN REPRODUCTION PROHIBITED www.iamdesign.com

ALIMESA
FUNDICION · FORJA · ARTESANIA
926 86 11 48 ALMAGRO

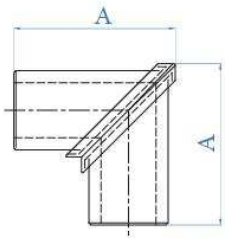

NEW

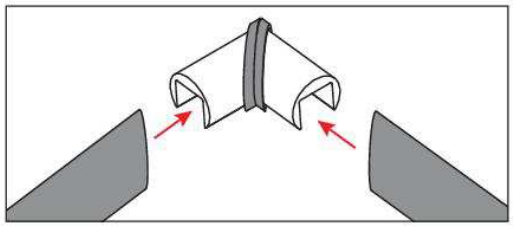

AISI316	Per tubo *For tube*	A
E1200400	Ø 42,4 x 1,5 mm 1 2/3" dia. x 1/16"	80 mm 5 5/32"

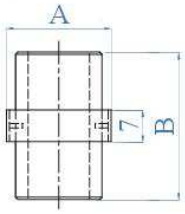

NEW

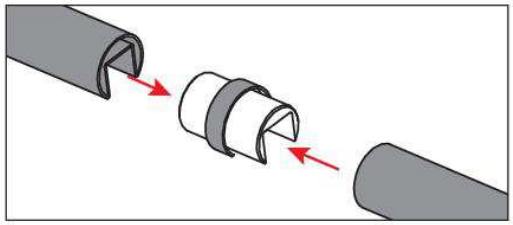

AISI316	Per tubo *For tube*	A	B
E1200300	Ø 42,4 x 1,5 mm 1 2/3" dia. x 1/16"	45 mm 1 25/32"	65 mm 2 9/16"

ALIMESA
FUNDICION · FORJA · ARTESANIA
926 86 11 48 ALMAGRO

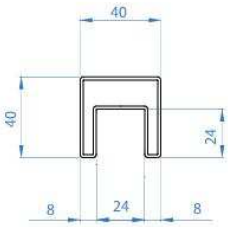

AISI316	Per tubo *For tube*	Lunghezza *Length*
E10040X40	40 x 40 x 1,5 mm 1 9/16" x 1 9/16" x 1/16"	6000 mm 19' - 8"

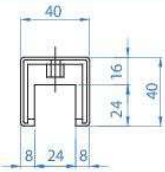

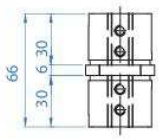

AISI316	Per tubo *For tube*
E1200140	40 x 40 x 1,5 mm 1 9/16" x 1 9/16" x 1/16"

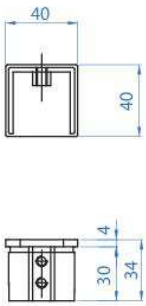

AISI316	Per tubo *For tube*
E1100150	40 x 40 x 1,5 mm 1 9/16" x 1 9/16" x 1/16"

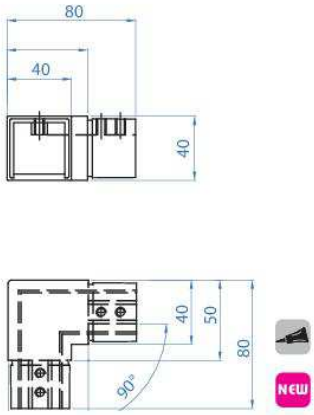

AISI316	Per tubo *For tube*
E1400120	40 x 40 x 1,5 mm 1 9/16" x 1 9/16" x 1/16"

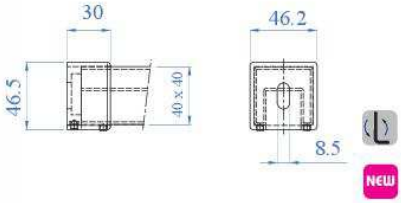

AISI316	Tubo *Tube* A
E4741	40 x 40 x 1,5 mm 1 9/16" x 1 9/16" x 1/16"

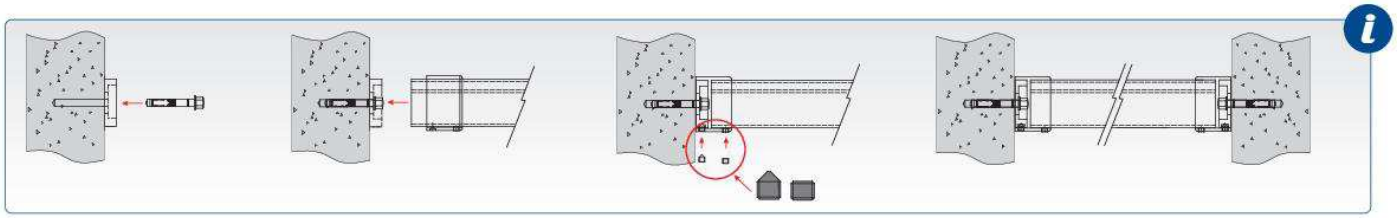

ALIMESA
FUNDICION · FORJA · ARTESANIA
926 86 11 48 ALMAGRO

GUARNIZIONI IN GOMMA ADATTE
PER I SEGUENTI PROFILI
GASKETS RUBBER SUITABLE FOR
THE FOLLOWING PROFILES

Disponibile anche in multipli di 6 metri
Also available in groups of 6 meters

RUBBER	Per tubo *For tube*	Vetro *Glass*	Lunghezza bobina *Coil length*
E1999100	Ø 42,4 mm 1 2/3" dia.	8 - 10,76 mm 5/16" - 7/16"	30 mt. 100'
E1999200	Ø 42,4 mm 1 2/3" dia.	12 - 16,76 mm 1/2" - 5/8"	30 mt. 100'
E1999300	Ø 42,4 mm 1 2/3" dia.	16,76 - 18 mm 5/8" - 11/16"	30 mt. 100'
NEW E1999360	Ø 42,4 mm 1 2/3" dia.	19 mm 3/4"	30 mt. 100'
NEW E1999370	Ø 42,4 mm 1 2/3" dia.	20 - 21,52 mm 25/32"-27/32	30 mt. 100'
E1999400	Ø 48,3 mm 1 7/8" dia.	8 - 12,76 mm 5/16" - 1/2"	30 mt. 100'
E1999500	Ø 48,3 mm 1 7/8" dia.	13 - 17,52 mm 33/64" - 11/16"	30 mt. 100'
E1999650	Ø 48,3 mm 1 7/8" dia.	18 - 21,52 mm 11/16" - 7/8"	30 mt. 100'

FACILE DA INSTALLARE - EASY TO INSTALL

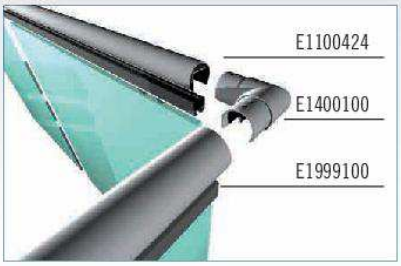



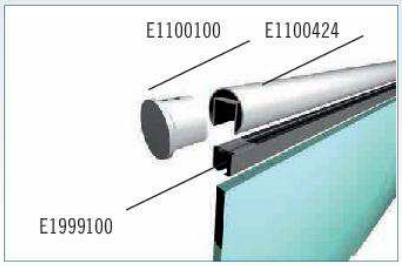

RIPRODUZIONE VIETATA
IAM DESIGN
REPRODUCTION PROHIBITED

ALIMESA
FUNDICION · FORJA · ARTESANIA
926 86 11 48 ALMAGRO



IAMDESIGN
www.iamdesign.com

ALIMESA
FUNDICION · FORJA · ARTESANIA
926 86 11 48 ALMAGRO

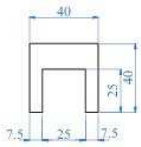

WOOD	Lunghezza *Length*	Colore *Colour*
EW110000G	2,0 m 6,5 ft	Grezzo da verniciare Raw unpainted

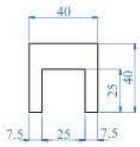

WOOD	Lunghezza *Length*	Colore *Colour*
EW1100001	2,0 m 6,5 ft	Naturale Natural

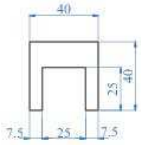

WOOD	Lunghezza *Length*	Colore *Colour*
EW1100002	2,0 m 6,5 ft	Faggio Beech

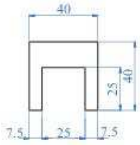

WOOD	Lunghezza *Length*	Colore *Colour*
EW1100003	2,0 m 6,5 ft	Wengè Wengè

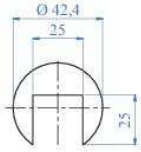

WOOD	Lunghezza *Length*	Colore *Colour*
EW1100424G	2,0 m 6,5 ft	Grezzo da verniciare Raw unpainted

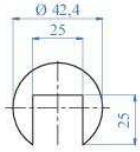

WOOD	Lunghezza *Length*	Colore *Colour*
EW11004241	2,0 m 6,5 ft	Naturale Natural

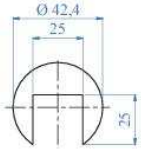

WOOD	Lunghezza *Length*	Colore *Colour*
EW11004242	2,0 m 6,5 ft	Faggio Beech

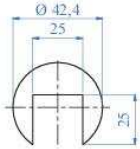

WOOD	Lunghezza *Length*	Colore *Colour*
EW11004243	2,0 m 6,5 ft	Wengè Wengè

ALIMESA
FUNDICION · FORJA · ARTESANIA
926 86 11 48 ALMAGRO

PROFILE SYSTEM

ADATTATORE PER WOOD PROFILE SYSTEM - RUBBER ADAPTER FOR WOOD PROFILE SYSTEM

Kit composto da 3 pezzi:
N 1 spezzone di tubo E1100424
N 1 adattatore EW120010
N 1 vite autofilettante

Kit consisting of 3 parts:
N 1 section of tube E1100424
N 1 adapter EW120010
N 1 self threading screw

AISI316	Tubo scanalato *Grooved tube*
EW120010	Ø 42,4 mm 1 2/3" dia.

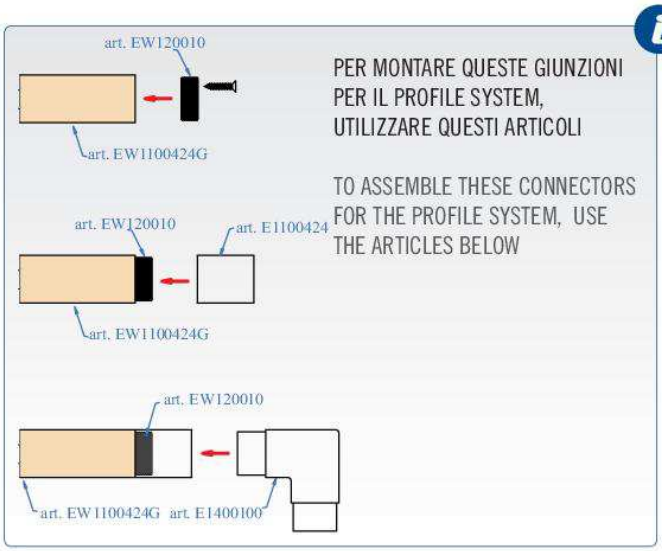

PER MONTARE QUESTE GIUNZIONI PER IL PROFILE SYSTEM, UTILIZZARE QUESTI ARTICOLI

TO ASSEMBLE THESE CONNECTORS FOR THE PROFILE SYSTEM, USE THE ARTICLES BELOW

RIPRODUZIONE VIETATA IAMDESIGN REPRODUCTION PROHIBITED www.iamdesign.com

ALIMESA
FUNDICION · FORJA · ARTESANIA
926 86 11 48 ALMAGRO

VETRI
GLASSES

Nell'architettura moderna il vetro non è utilizzato soltanto per le finestre, bensì anche come materiale edile. Scegliere il tipo di vetro adatto e il rispettivo supporto è determinante per la sicurezza.

In modern Architecture the glass is not only used for windows, but also as building material. For safety purposes choose the suitable glass and its relevant support.

IAM DESIGN
INNOVATION ARCHITECTURAL METAL



Pag.
99-102

ALIMESA
FUNDICION · FORJA · ARTESANIA
926 86 11 48 ALMAGRO

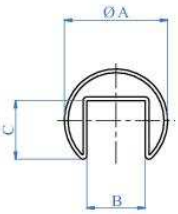

AISI304	AISI316	Tubo *Tube* A	Lunghezza *Length* B	C
Satinato - Satin Finish				
E1000424	E1100424	Ø 42,4 x 1,5 mm 1 2/3" dia. x 1/16"	6000 mm 19' - 8"	24 mm 15/16" 24 mm 15/16"

GUARNIZIONI IN GOMMA
RUBBER GASKETS

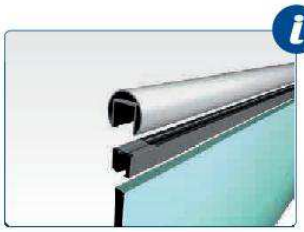

Disponibile anche in multipli di 6 metri
Also available in groups of 6 meters

RUBBER	Per tubo *For tube*	Vetro *Glass*	Lunghezza bobina *Coil length*
E1999100	Ø 42,4 mm - 1 2/3" dia.	8 - 10,76 mm - 5/16"-7/16"	30 mt. - 100'
E1999200	Ø 42,4 mm - 1 2/3" dia.	12 - 16,76 mm - 1/2" - 5/8"	30 mt. - 100'
E1999300	Ø 42,4 mm - 1 2/3" dia.	16,76 - 18 mm - 5/8" - 11/16"	30 mt. - 100'

GUARNIZIONI IN ABS "SPEEDYRAIL"
"SPEEDYRAIL" ABS GASKETS

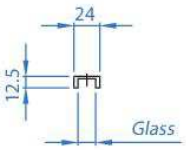

NEW

ABS	Vetro *Glass*	KIT
E1991000	12,76 mm - 1/2"	10 pezzi/pieces
E1991010	16,76 mm - 5/8"	10 pezzi/pieces
E1991020	17,52 mm - 11/16"	10 pezzi/pieces
E1991030	21,52 mm - 7/8"	10 pezzi/pieces

IL PROFILI E1000424 - E1100424 SI ABBINANO AL SISTEMA DI FISSAGGIO **SPEEDYRAIL** VEDI PAGINA 84
USE E1000424 AND E1100424 WITH THE NEW GASKET **SPEEDYRAIL** FIXING SYSTEM, SEE PAGES 84

EASY HOLD - ROUND

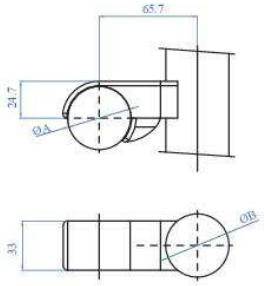

AISI304	AISI316	Per tubo *For tube* A	Superficie di ancoraggio *Anchorage surface* B
E2500100	E4500100	Ø 42,4 mm 1 2/3" dia.	Ø 42,4 mm 1 2/3" dia.
E2500200	E4500200	Ø 42,4 mm 1 2/3" dia.	Ø 48,3 mm 1 7/8" dia.
E2500300	E4500300	Ø 42,4 mm 1 2/3" dia.	Superficie piana Flat face

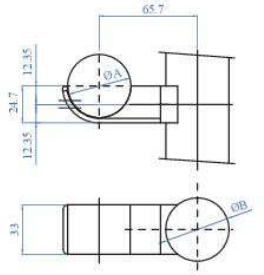

AISI304	AISI316	Per tubo *For tube* A	Superficie di ancoraggio *Anchorage surface* B
E2500110	E4500110	Ø 42,4 mm 1 2/3" dia.	Ø 42,4 mm 1 2/3" dia.
E2500210	E4500210	Ø 42,4 mm 1 2/3" dia.	Ø 48,3 mm 1 7/8" dia.
E2500310	E4500310	Ø 42,4 mm 1 2/3" dia.	Superficie piana Flat face

IL VETRO PUÒ NON ESSERE MOLATO NEI LATI A CONTATTO CON IL TUBO DI FISSAGGIO E NON NECESSITA DI FORATURA
NO NEED TO GRIND THE GLASS ON THE EDGES INSERTED IN THE FIXING TUBE AND NO NEED TO DRILL THE GLASS

ALIMESA 926 86 11 48 ALMAGRO
FUNDICION · FORJA · ARTESANIA

• EASY HOLD
ROUND

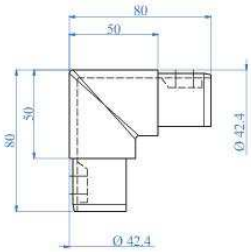

AISI304	AISI316	Per tubo *For tube*
E1500200	E1500100	Ø 42,4 x 1,5 mm 1 2/3" dia. x 1/16"

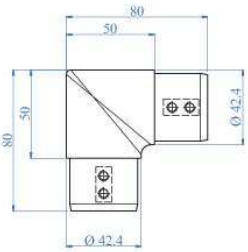

AISI304	AISI316	Per tubo *For tube*
E1400200	E1400100	Ø 42,4 x 1,5 mm 1 2/3" dia. x 1/16"

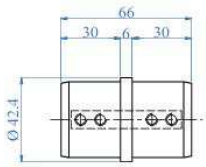

AISI304	AISI316	Per tubo *For tube*
E1200200	E1200100	Ø 42,4 x 1,5 mm 1 2/3" dia. x 1/16"

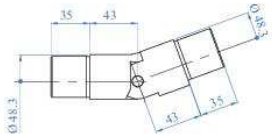

Raccordo snodato 25-55° verso l'alto
Upward pivotable connector, 25-55°

AISI316	Per tubo *For tube*
E1510100	Ø 42,4 x 1,5 mm 1 2/3" dia. x 1/16"

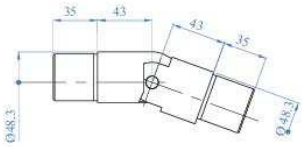

Raccordo snodato 25-55° verso il basso
Downward pivotable connector, 25-55°

AISI316	Per tubo *For tube*
E1520100	Ø 42,4 x 1,5 mm 1 2/3" dia. x 1/16"

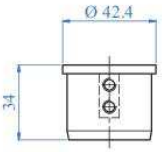

AISI304	AISI316	Per tubo *For tube*
E1100200	E1100100	Ø 42,4 x 1,5 mm 1 2/3" dia. x 1/16"

REPRODUZIONE VIETATA IAM DESIGN REPRODUCTION PROHIBITED www.iamdesign.com

ALIMESA
FUNDICION · FORJA · ARTESANIA
926 86 11 48 ALMAGRO



Tubo preforato
Pre-drilled tube

AISI304	AISI316	Dimensioni *Dimensions*	Foro *Hole*	Angolo di foratura *Drilling angle*
E1900100	E1900110	42,4 x 2,0 x 3000 mm 1 2/3 "dia x 5/64" x 118 1/8"	12 mm 1/2"	90°

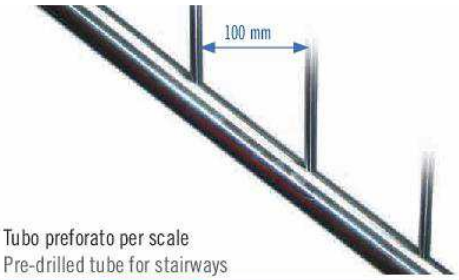

Tubo preforato per scale
Pre-drilled tube for stairways

AISI304	AISI316	Dimensioni *Dimensions*	Foro *Hole*	Angolo di foratura *Drilling angle*
E1900200	-	42,4 x 2,0 x 3000 mm 1 2/3 "dia x 5/64" x 118 1/8"	12 mm 1/2"	28 - 32°



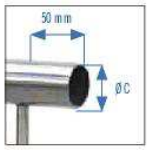

AISI304	AISI316	Dimensioni *Dimensions* A x B	Ø C
E1900300	E1900310	2000 x 900 mm 78 3/4" x 35 7/16"	42,4 mm 1 2/3"
E1900400	-	3000 x 900 mm 118 1/8" x 35 7/16"	42,4 mm 1 2/3"
-	E1900510	2000 x 1100 mm 78 3/4" x 43 1/4"	42,4 mm 1 2/3"
-	E1900610	3000 x 1100 mm 118 1/8" x 43 1/4"	42,4 mm 1 2/3"

EASY HOLD - ROUND

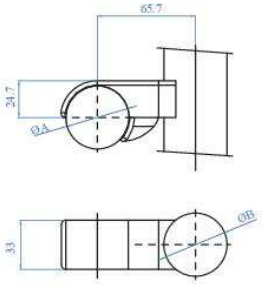

AISI304	AISI316	Per tubo A *For tube*	Superficie di ancoraggio B *Anchorage surface*
E2500100	E4500100	Ø 42,4 mm 1 2/3" dia.	Ø 42,4 mm 1 2/3" dia.
E2500200	E4500200	Ø 42,4 mm 1 2/3" dia.	Ø 48,3 mm 1 7/8" dia.
E2500300	E4500300	Ø 42,4 mm 1 2/3" dia.	Superficie piana Flat face

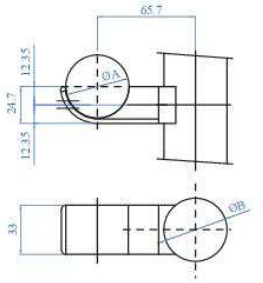

AISI304	AISI316	Per tubo A *For tube*	Superficie di ancoraggio B *Anchorage surface*
E2500110	E4500110	Ø 42,4 mm 1 2/3" dia.	Ø 42,4 mm 1 2/3" dia.
E2500210	E4500210	Ø 42,4 mm 1 2/3" dia.	Ø 48,3 mm 1 7/8" dia.
E2500310	E4500310	Ø 42,4 mm 1 2/3" dia.	Superficie piana Flat face

RIPRODUZIONE VIETATA
IAM DESIGN
REPRODUCTION PROHIBITED

ALIMESA 926 86 11 48 ALMAGRO
FUNDICION · FORJA · ARTESANIA

• EASY HOLD
ROUND

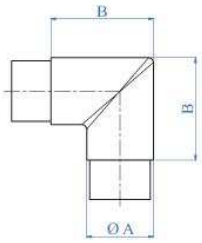

90°ad angolo, satinata
90° angle, satin finish

AISI304	AISI316	Per tubo *For tube* A	B
E451/304	E451	Ø 42,4 x 2,0 mm 1 2/3" dia x 5/64"	65 mm 2 9/16"

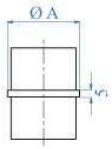

Giunzione satinata per tubi
Connector, satin finish

AISI304	AISI316	Per tubo *For tube* A
E455/304	E455	Ø 42,4 x 2,0 mm 1 2/3" dia. x 5/64"

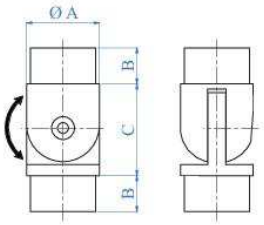

Giunzione snodata, satinata
Pivotable connector, satin finish

AISI304	AISI316	Per tubo *For tube* A	B	C
E446/304	E446	Ø 42,4 x 2,0 mm 1 2/3" dia. x 5/64"	22 mm 55/64"	53 mm 2 5/64"

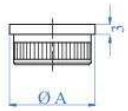

Satinati, con zigrinatura
Satin finish, with knurling

AISI316	Per tubo *For tube* A
E4100	Ø 42,4 x 2,0 mm 1 2/3" dia. x 5/64"

PER I MONTANTI CON IL SISTEMA EASY HOLD ROUND
VAI A PAGINA 192
FOR THE POSTS WITH EASY HOLD ROUND SYSTEM
GO TO PAGE 192

RIPRODUZIONE VIETATA IAM DESIGN REPRODUCTION PROHIBITED www.iamdesign.com

ALIMESA
FUNDICION · FORJA · ARTESANIA
926 86 11 48 ALMAGRO

INSTALLAZIONE DEGLI ELEMENTI EASY HOLD - ROUND - INSTALLATION OF THE EASY HOLD - ROUND ELEMENTS

1

Applicare il dorso dell'art. E2500100 alla giusta distanza dall'art. E2500110 con l'apposita chiave a brugola

Apply the back of article no. E2500100 at the right distance from article no. E2500110 with the proper Allen key

2

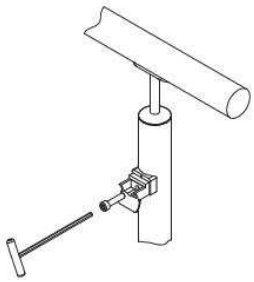

Applicare l'articolo E2500110 sulla parte inferiore del montante all'altezza desiderata

Apply E2500110 on the lower part of the post to the desired height

3

Appoggiare il pannello sull art.E2500110 già applicato precedentemente e basculare la parte superiore fino a contatto con il dorso dell'art. E2500100

Support the panel on art. E2500110 previously fixed and tilt the top up to the back of art. E2500100

4

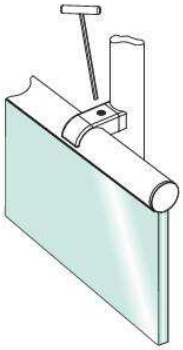

Fissare con una chiave a brugola la parte superiore dell'art. E2500100 fissando così tutto il sistema

With the Allen key attach the upper part of art. E2500100 to complete the assembly.

INSTALLAZIONE DEGLI ELEMENTI EASY HOLD - ROUND SU UN PIANO INCLINATO - INSTALLATION OF THE EASY HOLD - ROUND ELEMENTS ON AN INCLINED SURFACE

1

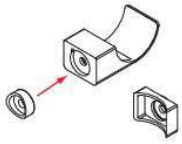

Sostituire il dorso rettangolare con quello cilindrico
Substitute the rectangular back with the cylindrical one

4

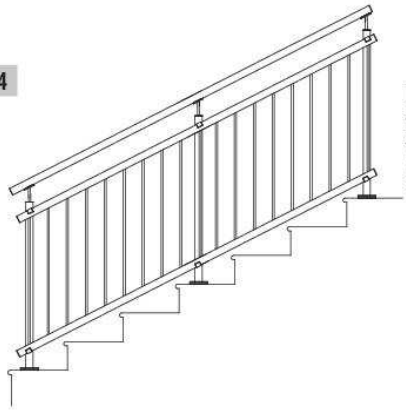

La tua scala è facilmente realizzata
Your staircase is easily built

2

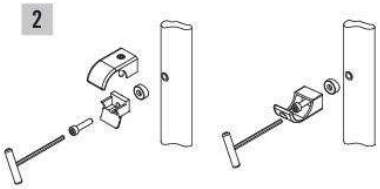

Ancorare al montante o alla superficie a piacere
Anchor to the post or to the surface, as preferred

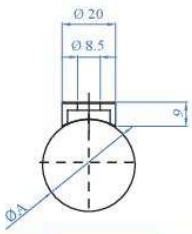

Adattatore per applicazioni in piani inclinati
Adapter for applications on inclined surfaces

3

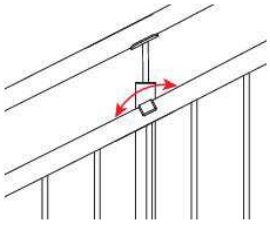

Orientare secondo necessità
Set as needed

AISI304	AISI316	Per tubo *For tube* A
E2500400	E2500410	Ø 42,4 mm 1 2/3" dia.
E2500500	E2500510	Ø 48,3 mm 1 7/8" dia.
E2500600	E2500610	Superficie piana Flat face

RIPRODUZIONE VIETATA
IAM DESIGN
REPRODUCTION PROHIBITED

• EASY HOLD
SQUARE

EN 12600 | CE | APPROVED NTC 2008

EASY HOLD - SQUARE è il sistema Easy Hold dall'aspetto ancora più moderno. Caratterizzato da linee precise e da spigoli vivi questo sistema conferisce ad ogni parapetto un'eleganza che non passa inosservata.

EASY HOLD - SQUARE is the Easy Hold system with a more modern aspect. It is characterized by precise lines and sharp edges which gives each railing a special elegance.

LA PIÙ VENDUTA IN ITALIA
BESTSELLER IN ITALY

EASY HOLD - SQUARE

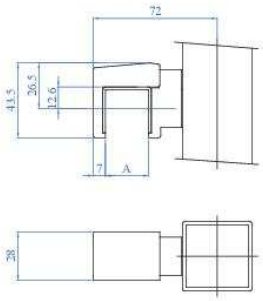

AISI304	AISI316	Superficie di ancoraggio *Anchorage surface*	A
E3500100	E3500110	Superficie piana Flat face	da 12,76 mm a 25 mm from 1/2" to 1"
E3500200	E3500210	Ø 42,4 mm 1 2/3" dia.	da 12,76 mm a 25 mm from 1/2" to 1"

GUARNIZIONI IN GOMMA - RUBBER GASKETS

Disponibile anche in multipli di 6 metri
Also available in groups of 6 meters

RUBBER	Per tubo *For tube*	Vetro *Glass*	Lunghezza bobina *Coil length*
E1999100	Ø 42,4 mm 1 2/3" dia.	8 - 10,76 mm 5/16" - 7/16"	30 mt. 100'
E1999200	Ø 42,4 mm 1 2/3" dia.	12 - 16,76 mm 1/2" - 5/8"	30 mt. 100'
E1999300	Ø 42,4 mm 1 2/3" dia.	16,76 - 18 mm 5/8" - 11/16"	30 mt. 100'

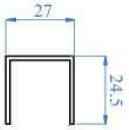

AISI316	Profilo *Profile*	Lunghezza *Lenght*
E1100000	25 x 25 x 1,5 mm 1" x 1" x 1/16"	3000 mm 9' - 10"



NEW

AISI304	AISI316	Dimensioni *Dimensions*	A	H
EQ32100	EQ32110	40 x 40 mm 1 9/16" x 1 9/16"	900 mm 35 7/16"	1000 mm 39 3/8"

Completo di flangia di ancoraggio, saldata
Complete with welded flange



NEW

AISI304	AISI316	Dimensioni *Dimensions*	A	H
EQ35100	EQ35110	40 x 40 mm 1 9/16" x 1 9/16"	900 mm 35 7/16"	1200 mm 47 1/4"

Completo di flangia di ancoraggio, a parete
Complete with wall flange

RIPRODUZIONE VIETATA
IAM DESIGN
REPRODUCTION PROHIBITED

ALIMESA
FUNDICION · FORJA · ARTESANIA
926 86 11 48 ALMAGRO

1 EASY HOLD SQUARE, 3 possibilità di installazione.
1 EASY HOLD SQUARE, 3 installation solutions.

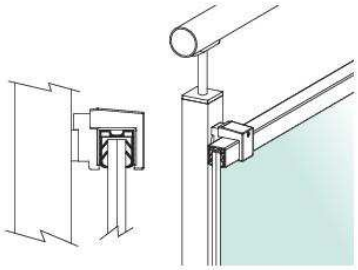

1

Si combina con il profilo IAM Design E1100000 della linea Cube System e con le guarnizioni in gomma in dotazione.
It is to be combined with our IAM Design profile E1100000 of the Cube System line and with the supplied rubber gaskets.

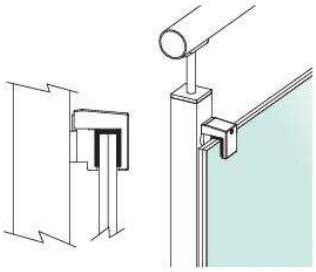

2

Può essere utilizzato per ancorare direttamente la lastra di vetro. Tramite l'utilizzo di apposite guarnizioni in gomma è possibile fissare lastre di spessore variabile da 10,76 a 21,52 mm.
Can be used to directly anchor the glass plate. By using special rubber gaskets, it is possible to fasten sheets of variable thickness from 7/16" to 7/8".

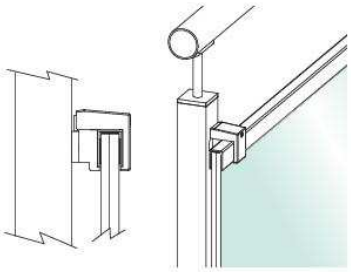

3

Si combina anche con altri profili, non solo con quelli IAM Design.
Basta utilizzare gli opportuni gommini in dotazione e regolare il fissaggio.
It can also be combined with other profiles, not just those of IAM Design.
Just use the proper rubber gaskets and adjust the fastener.

RIPRODUZIONE VIETATA
IAM DESIGN
REPRODUCTION PROHIBITED

• MORSETTI PER VETRO - GLASS HOLDERS

Come leggere i codici dei morsetti per vetro
How to read the glass clamps'codes

E 1 10 042 00 ESEMPIO / EXAMPLE

Finitura / Finishing		Materiale / Material		Modello / Model		Superficie di ancoraggio / Anchor surface		Gommino / Rubber	
E	Satinato / Satin Finish	1	AISI 304	10	40 x 50 x 24 mm - 1 9/16" x 2" x 15/16" Tondo - Round	000	Superficie piana / Flat Surface	00	Senza gommino / Without rubber
X	Lucidato a specchio / Mirror Polished	2	AISI 316	11	45 x 45 x 28 mm - 1 3/4" x 1 3/4" x 1 3/32" Quadrato - Square	033	Ø 33,7 mm 1 1/3"		
J	Grezzo / Raw	3	Zamac/Alluminio / Zamac/Aluminium	12	45 x 63 x 28 mm - 1 3/4" x 2 31/64" x 1 3/32" Tondo - Round	042	Ø 42,4 mm 1 2/3"		
				13	70 x 55 x 40 mm - 2 3/4" x 2 11/64" x 1 9/16" Quadrato - Square Con fermo laterale - With side stopper	048	Ø 48,3 mm 1 7/8"		
				14	45 x 63 x 30 mm - 1 3/4" x 2 31/64" x 1 3/16" Tondo - Round	050	Ø 50,8 mm 2"		
				15	55 x 55 x 35 mm - 2 11/64" x 2 11/64" x 1 9/16" Quadrato - Square Con fermo laterale - With side stopper				
				16	40 x 50 x 28 mm - 1 9/16" x 2" x 1 3/32" Tondo - Round				

FINITURE ACCIAIO INOX AISI 304 AISI 316
AISI 304 AISI 316 STAINLESS STEEL FINISHES

Satinato
Satin Finish

Lucidato a specchio
Mirror Polished

FINITURE ZAMAC
ZAMAC FINISHES

Grezzo
Raw

Satinato
Satin Finish

Lucidato a specchio
Mirror Polished

RIPRODUZIONE VIETATA IAM DESIGN REPRODUCTION PROHIBITED

ALIMESA
FUNDICION · FORJA · ARTESANIA
926 86 11 48 ALMAGRO

MORSETTI PER VETRO - GLASS HOLDERS

EN 12600 · CE · APPROVED NTC2008

MODEL 10

MORSETTI PER VETRO CON BASE PIANA
GLASS CLAMPS, FLAT BASE

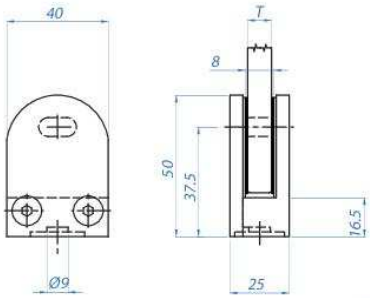

AISI304					Finitura *Finish*	Per tubo Ø *For tube Dia.*	Box
E	1	10	000	00	Satinato - Satin	Superficie piana - Flat surface	4 pz./pc

AISI316					Finitura *Finish*	Per tubo Ø *For tube Dia.*	Box
E	2	10	000	00	Satinato - Satin	Superficie piana - Flat surface	4 pz./pc

AISI316					Finitura *Finish*	Per tubo Ø *For tube Dia.*	Box
X	2	10	000	00	Lucido - Mirror	Superficie piana - Flat surface	4 pz./pc

ZAMAC GREZZO - RAW					Finitura *Finish*	Per tubo Ø *For tube Dia.*	Box
J	3	10	000	00	Grezzo - Raw	Superficie piana - Flat surface	4 pz./pc

ZAMAC SATINATO - RAW					Finitura *Finish*	Per tubo Ø *For tube Dia.*	Box
E	3	10	000	00	Satinato - Satin	Superficie piana - Flat surface	4 pz./pc

MORSETTI PER VETRO CON BASE RAGGIATA
GLASS CLAMPS, RADIAL BASE

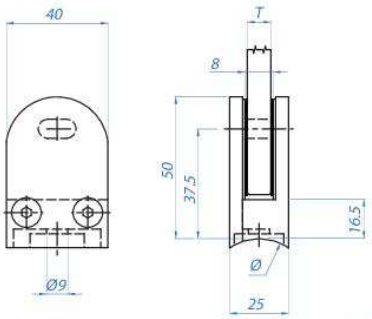

AISI304					Finitura *Finish*	Per tubo Ø *For tube Dia.*	Box
E	1	10	033	00	Satinato - Satin	33,7 mm - 1 1/3"	4 pz./pc
E	1	10	042	00	Satinato - Satin	42,4 mm - 1 2/3"	4 pz./pc

AISI316					Finitura *Finish*	Per tubo Ø *For tube Dia.*	Box
E	2	10	033	00	Satinato - Satin	33,7 mm - 1 1/3"	4 pz./pc
E	2	10	042	00	Satinato - Satin	42,4 mm - 1 2/3"	4 pz./pc

AISI316					Finitura *Finish*	Per tubo Ø *For tube Dia.*	Box
X	2	10	033	00	Lucido - Mirror	33,7 mm - 1 1/3"	4 pz./pc
X	2	10	042	00	Lucido - Mirror	42,4 mm - 1 2/3"	4 pz./pc

ZAMAC SATINATO - SATIN					Finitura *Finish*	Per tubo Ø *For tube Dia.*	Box
E	3	10	042	00	Satinato - Satin	42,4 mm - 1 2/3"	4 pz./pc

ZAMAC LUCIDO - MIRROR					Finitura *Finish*	Per tubo Ø *For tube Dia.*	Box
X	3	10	042	00	Lucido - Mirror	42,4 mm - 1 2/3"	4 pz./pc

I morsetti per vetro sono forniti senza gommino in confezione da 4 pezzi Glass clamps are supplied without rubbers in 4 piece boxes

GOMMINI - RUBBER

Vetro monolitico
Monolithic glass

RUBBER	MOD.	T	Nr. Set	Nr. per Set
R 10 06	10	6 mm 1/4"	4	2 pz./pcs.
R 10 08	10	8 mm 5/16"	4	2 pz./pcs.

Vetro laminato
Laminated glass

RUBBER	MOD.	T	Nr. Set	Nr. per Set
R 10 07	10	6,76 mm 1/4"	4	2 pz./pcs.

RIPRODUZIONE VIETATA · IAM DESIGN · REPRODUCTION PROHIBITED

ALIMESA
FUNDICION · FORJA · ARTESANIA
926 86 11 48 ALMAGRO

MORSETTI PER VETRO - GLASS HOLDERS

MODEL 11

EN 12600 | CE | APPROVED NTC 2008

MORSETTI PER VETRO CON BASE PIANA
GLASS CLAMPS, FLAT BASE

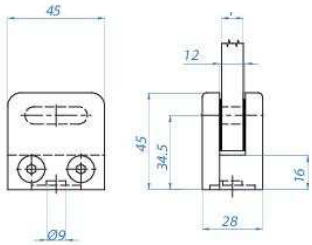

AISI304	Finitura *Finish*	Per tubo Ø *For tube Dia.*	Box
E 1 11 000 00	Satinato - Satin	Superficie piana - Flat surface	4 pz./pc

AISI316	Finitura *Finish*	Per tubo Ø *For tube Dia.*	Box
E 2 11 000 00	Satinato - Satin	Superficie piana - Flat surface	4 pz./pc

AISI316	Finitura *Finish*	Per tubo Ø *For tube Dia.*	Box
X 2 11 000 00	Lucido - Mirror	Superficie piana - Flat surface	4 pz./pc

ZAMAC GREZZO - RAW	Finitura *Finish*	Per tubo Ø *For tube Dia.*	Box
J 3 11 000 00	Grezzo - Raw	Superficie piana - Flat surface	4 pz./pc

ZAMAC SATINATO - SATIN	Finitura *Finish*	Per tubo Ø *For tube Dia.*	Box
E 3 11 000 00	Satinato - Satin	Superficie piana - Flat surface	4 pz./pc

ZAMAC LUCIDO - MIRROR	Finitura *Finish*	Per tubo Ø *For tube Dia.*	Box
X 3 11 000 00	Lucido - Mirror	Superficie piana - Flat surface	4 pz./pc

MORSETTI PER VETRO CON BASE RAGGIATA
GLASS CLAMPS, RADIAL BASE

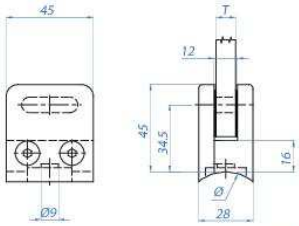

AISI304	Finitura *Finish*	Per tubo Ø *For tube Dia.*	Box
E 1 11 042 00	Satinato - Satin	42,4 mm - 1 2/3"	4 pz./pc
E 1 11 048 00	Satinato - Satin	48,3 mm - 1 7/8"	4 pz./pc

AISI316	Finitura *Finish*	Per tubo Ø *For tube Dia.*	Box
E 2 11 042 00	Satinato - Satin	42,4 mm - 1 2/3"	4 pz./pc
E 2 11 048 00	Satinato - Satin	48,3 mm - 1 7/8"	4 pz./pc

AISI316	Finitura *Finish*	Per tubo Ø *For tube Dia.*	Box
X 2 11 042 00	Lucido - Mirror	42,4 mm - 1 2/3"	4 pz./pc

ZAMAC SATINATO - SATIN	Finitura *Finish*	Per tubo Ø *For tube Dia.*	Box
E 3 11 042 00	Satinato - Satin	42,4 mm - 1 2/3"	4 pz./pc

ZAMAC LUCIDO - MIRROR	Finitura *Finish*	Per tubo Ø *For tube Dia.*	Box
X 3 11 042 00	Lucido - Mirror	42,4 mm - 1 2/3"	4 pz./pc

I morsetti per vetro sono forniti senza gommino in confezione da 4 pezzi Glass clamps are supplied without rubbers in 4 piece boxes

GOMMINI - RUBBER

Vetro monolitico
Monolithic glass

RUBBER	MOD.	T	Nr. Set	Nr. per Set
R 11 06	11	6 mm 1/4"	4	2 pz./pcs.
R 11 08	11	8 mm 5/16"	4	2 pz./pcs.
R 11 10	11	10 mm 3/8"	4	2 pz./pcs.

Vetro laminato
Laminated glass

RUBBER	MOD.	T	Nr. Set	Nr. per Set
R 11 07	11	6,76 mm 1/4"	4	2 pz./pcs.
R 11 09	11	8,76 mm 11/32"	4	2 pz./pcs.
R 11 44	11	9,52 mm 3/8"	4	2 pz./pcs.

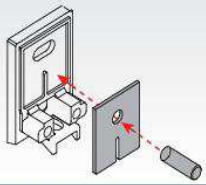

KIT COMPOSTO DA GOMMA E SPINA
DI SICUREZZA PER MOD. 11
KIT WITH RUBBER AND SECURITY PIN
FOR MOD. 11

Vetro laminato
Laminated glass NEW

SAFETY KIT	MOD.	T	Nr. Set	Nr. per Set
R 11 09P	11	8,76 mm 11/32"	4	2 pz./pcs.
R 11 11P	11	10,76 mm 3/8"	4	2 pz./pcs.

RIPRODUZIONE VIETATA
IAM DESIGN
REPRODUCTION PROHIBITED
www.iamdesign.com

ALIMESA 926 86 11 48 ALMAGRO
FUNDICION · FORJA · ARTESANIA

MORSETTI PER VETRO - GLASS HOLDERS

MODEL 12

EN 12600 | CE | APPROVED NTC 2008

MORSETTI PER VETRO CON BASE PIANA
GLASS CLAMPS, FLAT BASE

Con spina di sicurezza
With locking pin

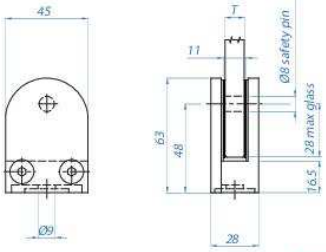

RISPARMIA!
USANDO LA SAFETY PIN ESTERNA NON DOVRAI FORARE I VETRI
VEDI PAGINA 134

SAVE!
BY USING THE EXTERNAL SAFETY PIN YOU DON'T NEED TO PIERCE THE GLASS, SEE PAGE 134

AISI304	Finitura *Finish*	Per tubo Ø *For tube Dia.*	Box
E 1 12 000 00	Satinato - Satin	Superficie piana - Flat surface	4 pz./pc

AISI316	Finitura *Finish*	Per tubo Ø *For tube Dia.*	Box
E 2 12 000 00	Satinato - Satin	Superficie piana - Flat surface	4 pz./pc

AISI316	Finitura *Finish*	Per tubo Ø *For tube Dia.*	Box
X 2 12 000 00	Lucido - Mirror	Superficie piana - Flat surface	4 pz./pc

ZAMAC GREZZO - RAW	Finitura *Finish*	Per tubo Ø *For tube Dia.*	Box
J 3 12 000 00	Grezzo - Raw	Superficie piana - Flat surface	4 pz./pc

ZAMAC SATINATO - SATIN	Finitura *Finish*	Per tubo Ø *For tube Dia.*	Box
E 3 12 000 00	Satinato - Satin	Superficie piana - Flat surface	4 pz./pc

ZAMAC LUCIDO - MIRROR	Finitura *Finish*	Per tubo Ø *For tube Dia.*	Box
X 3 12 000 00	Lucido - Mirror	Superficie piana - Flat surface	4 pz./pc

MORSETTI PER VETRO CON BASE RAGGIATA
GLASS CLAMPS, RADIAL BASE

Con spina di sicurezza
With locking pin

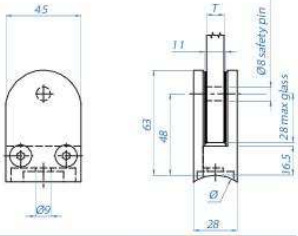

AISI304	Finitura *Finish*	Per tubo Ø *For tube Dia.*	Box
E 1 12 042 00	Satinato - Satin	42,4 mm - 1 2/3"	4 pz./pc
E 1 12 048 00	Satinato - Satin	48,3 mm - 1 7/8"	4 pz./pc

AISI316	Finitura *Finish*	Per tubo Ø *For tube Dia.*	Box
E 2 12 042 00	Satinato - Satin	42,4 mm - 1 2/3"	4 pz./pc
E 2 12 048 00	Satinato - Satin	48,3 mm - 1 7/8"	4 pz./pc

AISI316	Finitura *Finish*	Per tubo Ø *For tube Dia.*	Box
X 2 12 042 00	Lucido - Mirror	42,4 mm - 1 2/3"	4 pz./pc
X 2 12 048 00	Lucido - Mirror	48,3 mm - 1 7/8"	4 pz./pc

ZAMAC GREZZO - RAW	Finitura *Finish*	Per tubo Ø *For tube Dia.*	Box
J 3 12 042 00	Grezzo - Raw	42,4 mm - 1 2/3"	4 pz./pc

ZAMAC SATINATO - SATIN	Finitura *Finish*	Per tubo Ø *For tube Dia.*	Box
E 3 12 042 00	Satinato - Satin	42,4 mm - 1 2/3"	4 pz./pc

ZAMAC LUCIDO - MIRROR	Finitura *Finish*	Per tubo Ø *For tube Dia.*	Box
X 3 12 042 00	Lucido - Mirror	42,4 mm - 1 2/3"	4 pz./pc

I morsetti per vetro sono forniti senza gommino in confezione da 4 pezzi Glass clamps are supplied without rubbers in 4 piece boxes

GOMMINI - RUBBER

Vetro monolitico
Monolithic glass

RUBBER	MOD.	T	Nr. Set	Nr. per Set
R 12 06	12	6 mm 1/4"	4	2 pz./pcs.
R 12 08	12	8 mm 5/16"	4	2 pz./pcs.
R 12 10	12	10 mm 3/8"	4	2 pz./pcs.

NEW

RUBBER	MOD.	Spessore - Thickness	Nr. Set	Box
R 12 00	12/14	0,5 mm 1/64"	4	100 pz./pcs.

Vetro laminato
Laminated glass

RUBBER	MOD.	T	Nr. Set	Nr. per Set
R 12 07	12	6,76 mm 1/4"	4	2 pz./pcs.
R 12 09	12	8,76 mm 11/32"	4	2 pz./pcs.
R 12 44	12	9,52 mm 3/8"	4	2 pz./pcs.
R 12 11	12	10,76 mm 3/8"	4	2 pz./pcs.

RIPRODUZIONE VIETATA IAM DESIGN REPRODUCTION PROHIBITED www.iamdesign.com

EN 12600 CE APPROVED NTC2008

MORSETTI PER VETRO - GLASS HOLDERS

MODEL 12

Gommino con spessore 0,5 mm adatto per compensare le tolleranze dei spessori vetri. Da accoppiare con il gommino nominale.
Solo per modelli di pinze 12 e 14
Rubber gasket with a thickness of 0.5 mm suitable to compensate the variations of glass thicknesses. To be coupled with the main rubber gasket.
Only for the glass clamp models 12 and 14.

MORSETTI PER VETRO SENZA ANCORAGGIO
SELF-SUPPORTING GLASS CLAMPS

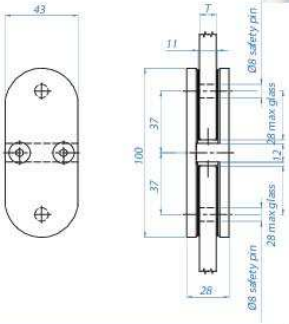

Con spina di sicurezza
With locking pin

AISI316					Finitura *Finish*	Dimensioni *Dimensions*
E	2	12	180	00	Satinato Satin	43 x 100 x 28 mm 1 11/16" x 3 15/16" x 1 3/32"

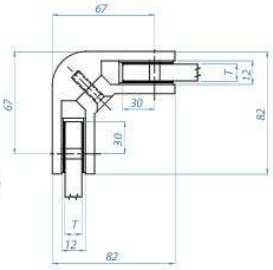

Con spina di sicurezza
With locking pin

AISI304					Finitura *Finish*	Dimensioni *Dimensions*
E	1	12	090	00	Satinato Satin	82 x 82 x 28 mm 3 15/64" x 3 15/64" x 1 3/32"

AISI316					Finitura *Finish*	A x B x C
E	2	12	090	00	Satinato Satin	82 x 82 x 28 mm 3 15/64" x 3 15/64" x 1 3/32"

I morsetti per vetro sono forniti senza gommino in confezione da 4 pezzi Glass clamps are supplied without rubbers in 4 piece boxes

GOMMINI - RUBBER

Vetro monolitico
Monolithic glass

RUBBER	MOD.	T	Nr. Set	Nr. per Set
R 12 06	12	6 mm 1/4"	4	2 pz./pcs.
R 12 08	12	8 mm 5/16"	4	2 pz./pcs.
R 12 10	12	10 mm 3/8"	4	2 pz./pcs.

NEW

RUBBER	MOD.	Spessore - Thickness	Nr. Set	Box
R 12 00	12/14	0,5 mm 1/64"	4	100 pz./pcs.

Vetro laminato
Laminated glass

RUBBER	MOD.	T	Nr. Set	Nr. per Set
R 12 07	12	6,76 mm 1/4"	4	2 pz./pcs.
R 12 09	12	8,76 mm 11/32"	4	2 pz./pcs.
R 12 44	12	9,52 mm 3/8"	4	2 pz./pcs.
R 12 11	12	10,76 mm 3/8"	4	2 pz./pcs.

MORSETTI PER VETRO - GLASS HOLDERS

MODEL 13

EN 12600 | CE | APPROVED NTC 2008

MORSETTI PER VETRO CON BASE PIANA
GLASS CLAMPS, FLAT BASE

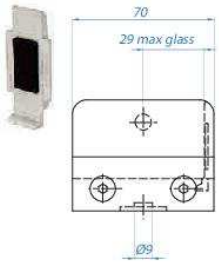

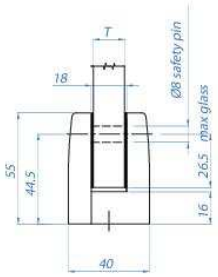

RISPARMIA!
USANDO LA SAFETY PIN ESTERNA NON DOVRAI FORARE I VETRI
VEDI PAGINA 134

SAVE!
BY USING THE EXTERNAL SAFETY PIN YOU DON'T NEED TO PIERCE THE GLASS, SEE PAGE 134

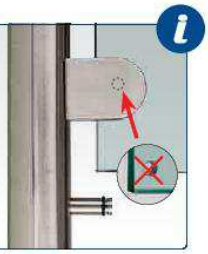

Con spina di sicurezza
With locking pin

AISI304					Finitura *Finish*	Per tubo Ø *For tube Dia.*	Box
E	1	13	000	00	Satinato - Satin	Superficie piana - Flat surface	4 pz./pc

AISI316					Finitura *Finish*	Per tubo Ø *For tube Dia.*	Box
E	2	13	000	00	Satinato - Satin	Superficie piana - Flat surface	4 pz./pc

AISI316					Finitura *Finish*	Per tubo Ø *For tube Dia.*	Box
X	2	13	000	00	Lucido - Mirror	Superficie piana - Flat surface	4 pz./pc

ZAMAC GREZZO - RAW					Finitura *Finish*	Per tubo Ø *For tube Dia.*	Box
J	3	13	000	00	Grezzo - Raw	Superficie piana - Flat surface	4 pz./pc

ZAMAC SATINATO - SATIN					Finitura *Finish*	Per tubo Ø *For tube Dia.*	Box
E	3	13	000	00	Satinato - Satin	Superficie piana - Flat surface	4 pz./pc

ZAMAC LUCIDO - MIRROR					Finitura *Finish*	Per tubo Ø *For tube Dia.*	Box
X	3	13	000	00	Lucido - Mirror	Superficie piana - Flat surface	4 pz./pc

MORSETTI PER VETRO CON BASE RAGGIATA
GLASS CLAMPS, RADIAL BASE

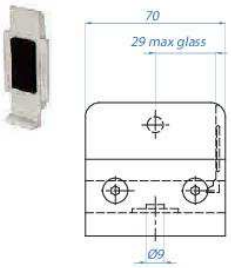

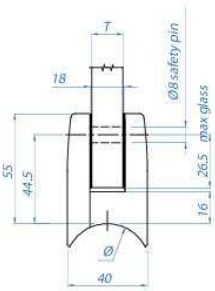

Con spina di sicurezza
With locking pin

AISI304					Finitura *Finish*	Per tubo Ø *For tube Dia.*	Box
E	1	13	048	00	Satinato - Satin	48,3 mm - 1 7/8"	4 pz./pc

AISI316					Finitura *Finish*	Per tubo Ø *For tube Dia.*	Box
E	2	13	048	00	Satinato - Satin	48,3 mm - 1 7/8"	4 pz./pc

AISI316					Finitura *Finish*	Per tubo Ø *For tube Dia.*	Box
X	2	13	048	00	Lucido - Mirror	48,3 mm - 1 7/8"	4 pz./pc

ZAMAC SATINATO - SATIN					Finitura *Finish*	Per tubo Ø *For tube Dia.*	Box
E	3	13	048	00	Satinato - Satin	48,3 mm - 1 7/8"	4 pz./pc

ZAMAC LUCIDO - MIRROR					Finitura *Finish*	Per tubo Ø *For tube Dia.*	Box
X	3	13	048	00	Lucido - Mirror	48,3 mm - 1 7/8"	4 pz./pc

I morsetti per vetro sono forniti senza gommino in confezione da 4 pezzi Glass clamps are supplied without rubbers in 4 piece boxes

GOMMINI - RUBBER

Vetro monolitico
Monolithic glass

RUBBER	MOD.	T	Nr. Set	Nr. per Set
R 13 12	13	12 mm 1/2"	4	2 pz./pcs.
R 13 15	13	15 mm 19/32"	4	2 pz./pcs.

Vetro laminato
Laminated glass

RUBBER	MOD.	T	Nr. Set	Nr. per Set
R 13 44	13	9,52 mm 3/8"	4	2 pz./pcs.
R 13 13	13	12,76 mm 1/2"	4	2 pz./pcs.
R 13 17	13	16,76 mm 5/8"	4	2 pz./pcs.
R 13 18	13	17,52 mm 2/3"	4	2 pz./pcs.

RIPRODUZIONE VIETATA IAM DESIGN REPRODUCTION PROHIBITED

• MORSETTI PER VETRO - GLASS HOLDERS

MODEL 14

EN 12600 | CE | APPROVED NTC 2008

MORSETTI PER VETRO CON BASE PIANA
GLASS CLAMPS, FLAT BASE

Con spina di sicurezza
With locking pin

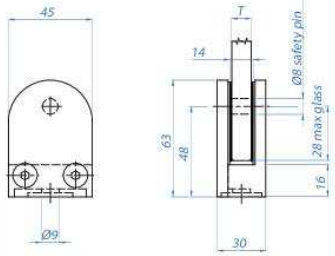

RISPARMIA!
USANDO LA SAFETY PIN ESTERNA NON DOVRAI FORARE I VETRI
VEDI PAGINA 134

SAVE!
BY USING THE EXTERNAL SAFETY PIN YOU DON'T NEED TO PIERCE THE GLASS, SEE PAGE 134

AISI304					Finitura *Finish*	Per tubo Ø *For tube Dia.*	Box
E	1	14	000	00	Satinato - Satin	Superficie piana - Flat surface	4 pz./pc

AISI316					Finitura *Finish*	Per tubo Ø *For tube Dia.*	Box
E	2	14	000	00	Satinato - Satin	Superficie piana - Flat surface	4 pz./pc

AISI316					Finitura *Finish*	Per tubo Ø *For tube Dia.*	Box
X	2	14	000	00	Lucido - Mirror	Superficie piana - Flat surface	4 pz./pc

ZAMAC GREZZO - RAW					Finitura *Finish*	Per tubo Ø *For tube Dia.*	Box
J	3	14	000	00	Grezzo - Raw	Superficie piana - Flat surface	4 pz./pc

ZAMAC SATINATO - SATIN					Finitura *Finish*	Per tubo Ø *For tube Dia.*	Box
E	3	14	000	00	Satinato - Satin	Superficie piana - Flat surface	4 pz./pc

ZAMAC LUCIDO - MIRROR					Finitura *Finish*	Per tubo Ø *For tube Dia.*	Box
X	3	14	000	00	Lucido - Mirror	Superficie piana - Flat surface	4 pz./pc

MORSETTI PER VETRO CON BASE RAGGIATA
GLASS CLAMPS, RADIAL BASE

Con spina di sicurezza
With locking pin

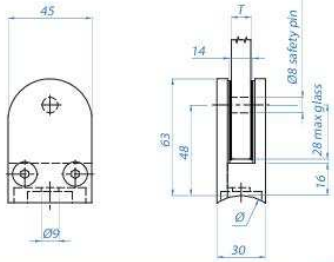

AISI304					Finitura *Finish*	Per tubo Ø *For tube Dia.*	Box
E	1	14	042	00	Satinato - Satin	42,4 mm - 1 2/3"	4 pz./pc
E	1	14	048	00	Satinato - Satin	48,3 mm - 1 7/8"	4 pz./pc

AISI316					Finitura *Finish*	Per tubo Ø *For tube Dia.*	Box
E	2	14	042	00	Satinato - Satin	42,4 mm - 1 2/3"	4 pz./pc
E	2	14	048	00	Satinato - Satin	48,3 mm - 1 7/8"	4 pz./pc

AISI316					Finitura *Finish*	Per tubo Ø *For tube Dia.*	Box
X	2	14	042	00	Lucido - Mirror	42,4 mm - 1 2/3"	4 pz./pc

ZAMAC SATINATO - SATIN					Finitura *Finish*	Per tubo Ø *For tube Dia.*	Box
E	3	14	042	00	Satinato - Satin	42,4 mm - 1 2/3"	4 pz./pc

ZAMAC LUCIDO - MIRROR					Finitura *Finish*	Per tubo Ø *For tube Dia.*	Box
X	3	14	042	00	Lucido - Mirror	42,4 mm - 1 2/3"	4 pz./pc

I morsetti per vetro sono forniti senza gommino in confezione da 4 pezzi Glass clamps are supplied without rubbers in 4 piece boxes

GOMMINI - RUBBER

Vetro monolitico
Monolithic glass

RUBBER	MOD.	T	Nr. Set	Nr. per Set
R 14 12	14	12 mm 1/2"	4	2 pz./pcs.

Vetro laminato
Laminated glass

RUBBER	MOD.	T	Nr. Set	Nr. per Set
R 14 11	14	10,76 mm 3/8"	4	2 pz./pcs.
R				
R				

NEW

RUBBER	MOD.	Spessore - Thickness	Nr. Set	Box
R 12 00	12/14	0,5 mm 1/64"	4	100 pz./pcs.

RIPRODUZIONE VIETATA IAM DESIGN REPRODUCTION PROHIBITED

ALIMESA
FUNDICION · FORJA · ARTESANIA
926 86 11 48 ALMAGRO

EN 12600 | CE | APPROVED NTC2008

MORSETTI PER VETRO - GLASS HOLDERS

MODEL 14

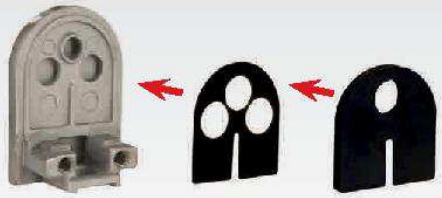

Gommino con spessore 0,5 mm adatto per compensare le tolleranze dei spessori vetri. Da accoppiare con il gommino nominale.
Solo per modelli di pinze 12 e 14

Rubber gasket with a thickness of 0.5 mm suitable to compensate the variations of glass thicknesses. To be coupled with the main rubber gasket. Only for the glass clamp models 12 and 14.

• MORSETTI PER VETRO - GLASS HOLDERS

MODEL 15

EN 12600 | CE | APPROVED NTC 2008

MORSETTI PER VETRO CON BASE PIANA
GLASS CLAMPS, FLAT BASE

Con spina di sicurezza
With locking pin

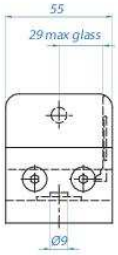

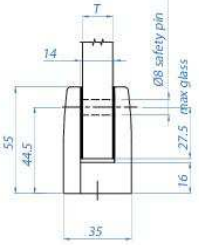

RISPARMIA!
USANDO LA SAFETY PIN ESTERNA NON DOVRAI FORARE I VETRI
VEDI PAGINA 134

SAVE!
BY USING THE EXTERNAL SAFETY PIN YOU DON'T NEED TO PIERCE THE GLASS, SEE PAGE 134

AISI304	Finitura *Finish*	Per tubo Ø *For tube Dia.*	Box
E 1 15 000 00	Satinato - Satin	Superficie piana - Flat surface	4 pz./pc

AISI316	Finitura *Finish*	Per tubo Ø *For tube Dia.*	Box
E 2 15 000 00	Satinato - Satin	Superficie piana - Flat surface	4 pz./pc

AISI316	Finitura *Finish*	Per tubo Ø *For tube Dia.*	Box
X 2 15 000 00	Lucido - Mirror	Superficie piana - Flat surface	4 pz./pc

ZAMAC GREZZO - RAW	Finitura *Finish*	Per tubo Ø *For tube Dia.*	Box
J 3 15 000 00	Grezzo - Raw	Superficie piana - Flat surface	4 pz./pc

ZAMAC SATINATO - SATIN	Finitura *Finish*	Per tubo Ø *For tube Dia.*	Box
E 3 15 000 00	Satinato - Satin	Superficie piana - Flat surface	4 pz./pc

MORSETTI PER VETRO CON BASE RAGGIATA
GLASS CLAMPS, RADIAL BASE

Con spina di sicurezza
With locking pin

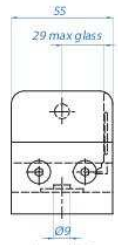

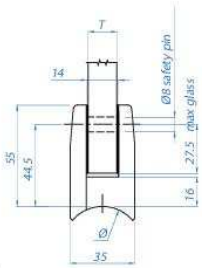

AISI304	Finitura *Finish*	Per tubo Ø *For tube Dia.*	Box
E 1 15 *042 00	Satinato - Satin	42,4 mm - 1 2/3"	4 pz./pc
E 1 15 048 00	Satinato - Satin	48,3 mm - 1 7/8"	4 pz./pc

AISI316	Finitura *Finish*	Per tubo Ø *For tube Dia.*	Box
E 2 15 *042 00	Satinato - Satin	42,4 mm - 1 2/3"	4 pz./pc
E 2 15 048 00	Satinato - Satin	48,3 mm - 1 7/8"	4 pz./pc

AISI316	Finitura *Finish*	Per tubo Ø *For tube Dia.*	Box
X 2 15 *042 00	Lucido - Mirror	42,4 mm - 1 2/3"	4 pz./pc

PER ELIMINARE TOTALMENTE LA POSSIBILITÀ DI SCIVOLAMENTO DEL VETRO UTLIZZARE L'ACCESSORIO IN DOTAZIONE CHE PUÒ ESSERE USATO SU ENTRAMBI I LATI

TO COMPLETELY ELIMINATE THE POSSIBILITY OF GLASS SLIDING USE THE SUPPLIED ACCESSORY THAT CAN BE USED ON BOTH SIDES

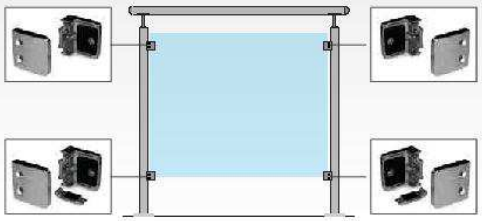

I morsetti per vetro sono forniti senza gommino in confezione da 4 pezzi Glass clamps are supplied without rubbers in 4 piece boxes

GOMMINI - RUBBER

Vetro monolitico
Monolithic glass

RUBBER	MOD.	T	Nr. Set	Nr. per Set
R 15 08	15	8 mm 5/16"	4	2 pz./pcs.
R 15 10	15	10 mm 3/8"	4	2 pz./pcs.
R 15 12	15	12 mm 1/2"	4	2 pz./pcs.

Vetro laminato
Laminated glass

RUBBER	MOD.	T	Nr. Set	Nr. per Set
R 15 09	15	8,76 mm 11/32"	4	2 pz./pcs.
R 15 44	15	9,52 mm 3/8"	4	2 pz./pcs.
R 15 11	15	10,76 mm 3/8"	4	2 pz./pcs.
R 15 13	15	12,76 mm 1/2"	4	2 pz./pcs.
R 15 14	15	13,52 mm 17/32"	4	2 pz./pcs.

RIPRODUZIONE VIETATA IAM DESIGN REPRODUCTION PROHIBITED

MORSETTI PER VETRO - GLASS HOLDERS

EN 12600 · CE · APPROVED NTC 2008

MODEL 16

MORSETTI PER VETRO CON BASE PIANA
GLASS CLAMPS, FLAT BASE

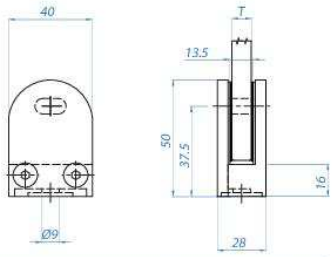

AISI304					Finitura *Finish*	Per tubo Ø *For tube Dia.*	Box
E	1	16	000	00	Satinato - Satin	Superficie piana - Flat surface	4 pz./pc

AISI316					Finitura *Finish*	Per tubo Ø *For tube Dia.*	Box
E	2	16	000	00	Satinato - Satin	Superficie piana - Flat surface	4 pz./pc

AISI316					Finitura *Finish*	Per tubo Ø *For tube Dia.*	Box
X	2	16	000	00	Lucido - Mirror	Superficie piana - Flat surface	4 pz./pc

ZAMAC GREZZO - RAW					Finitura *Finish*	Per tubo Ø *For tube Dia.*	Box
J	3	16	000	00	Grezzo - Raw	Superficie piana - Flat surface	4 pz./pc

ZAMAC SATINATO - SATIN					Finitura *Finish*	Per tubo Ø *For tube Dia.*	Box
E	3	16	000	00	Satinato - Satin	Superficie piana - Flat surface	4 pz./pc

ZAMAC LUCIDO - MIRROR					Finitura *Finish*	Per tubo Ø *For tube Dia.*	Box
X	3	16	000	00	Lucido - Mirror	Superficie piana - Flat surface	4 pz./pc

MORSETTI PER VETRO CON BASE RAGGIATA
GLASS CLAMPS, RADIAL BASE

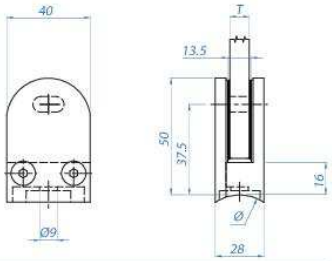

AISI304					Finitura *Finish*	Per tubo Ø *For tube Dia.*	Box
E	1	16	033	00	Satinato - Satin	33,7 mm - 1 1/3"	4 pz./pc
E	1	16	042	00	Satinato - Satin	42,4 mm - 1 2/3"	4 pz./pc

AISI316					Finitura *Finish*	Per tubo Ø *For tube Dia.*	Box
E	2	16	033	00	Satinato - Satin	33,7 mm - 1 1/3"	4 pz./pc
E	2	16	042	00	Satinato - Satin	42,4 mm - 1 2/3"	4 pz./pc

AISI316					Finitura *Finish*	Per tubo Ø *For tube Dia.*	Box
X	2	16	042	00	Lucido - Mirror	42,4 mm - 1 2/3"	4 pz./pc

ZAMAC SATINATO - SATIN					Finitura *Finish*	Per tubo Ø *For tube Dia.*	Box
E	3	16	042	00	Satinato - Satin	42,4 mm - 1 2/3"	4 pz./pc

ZAMAC LUCIDO - MIRROR					Finitura *Finish*	Per tubo Ø *For tube Dia.*	Box
X	3	16	042	00	Lucido - Mirror	42,4 mm - 1 2/3"	4 pz./pc

I morsetti per vetro sono forniti senza gommino in confezione da 4 pezzi Glass clamps are supplied without rubbers in 4 piece boxes

GOMMINI - RUBBER

Vetro monolitico
Monolithic glass

RUBBER	MOD.	T	Nr. Set	Nr. per Set
R 16 08	16	8 mm 5/16"	4	2 pz./pcs.
R 16 10	16	10 mm 3/8"	4	2 pz./pcs.

Vetro laminato
Laminated glass

RUBBER	MOD.	T	Nr. Set	Nr. per Set
R 16 09	16	8,76 mm 11/32"	4	2 pz./pcs.
R 16 44	16	9,52 mm 3/8"	4	2 pz./pcs.
R 16 11	16	10,76 mm 3/8"	4	2 pz./pcs.

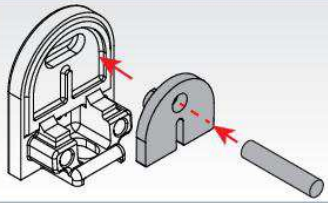

KIT COMPOSTO DA GOMMA E SPINA DI SICUREZZA PER MOD. 16
KIT WITH RUBBER AND SECURITY PIN FOR MOD. 16

Vetro laminato
Laminated glass

SAFETY KIT	MOD.	T	Nr. Set	Nr. per Set
R 16 09P	16	8,76 mm 11/32"	4	2 pz./pcs.
R 16 11P	16	10,76 mm 3/8"	4	2 pz./pcs.

RIPRODUZIONE VIETATA · IAM DESIGN · REPRODUCTION PROHIBITED

ALIMESA
FUNDICION · FORJA · ARTESANIA
926 86 11 48 ALMAGRO

SAFETY PIN

Maggiore tranquillità perché elimina ogni l'eventuale paura di Scivolamento del vetro
More peace because it eliminates any fear of glass sliding

Risparmi tempo e denaro perché non occorre forare il vetro ed inserire le spine di sicurezza all'interno delle pinze. Il costo di 4 fori sul vetro incide mediamente del 15 % sul costo di 1 mq. di vetro e con questo accessorio saranno risparmiati.
Save time and money as you do not need to drill the glass and insert the safety pins inside the clamps. The cost of 4 holes on glass averages 15% on the cost of 1 sq.m of glass. With this accessory you won't have such a cost.

Non prevedendo fori sul vetro c'è un ulteriore vantaggio. Si riduce il costo del vetro al mq di circa il 15%, in quanto non vi è l'obbligo di applicare il pin di sicurezza internamente al morsetto. Risulta sufficiente il safey pin esterno.
Another benefit of not having holes in the glass is a cost reduction of the glass by 15% per sqm, since there is no obligation to apply the security pin inside the clamp. The external safety pin is enough.

Serve solo una **Safety Pin** per lato del montante
Only one **Safety Pin** on each side of the post is to be used

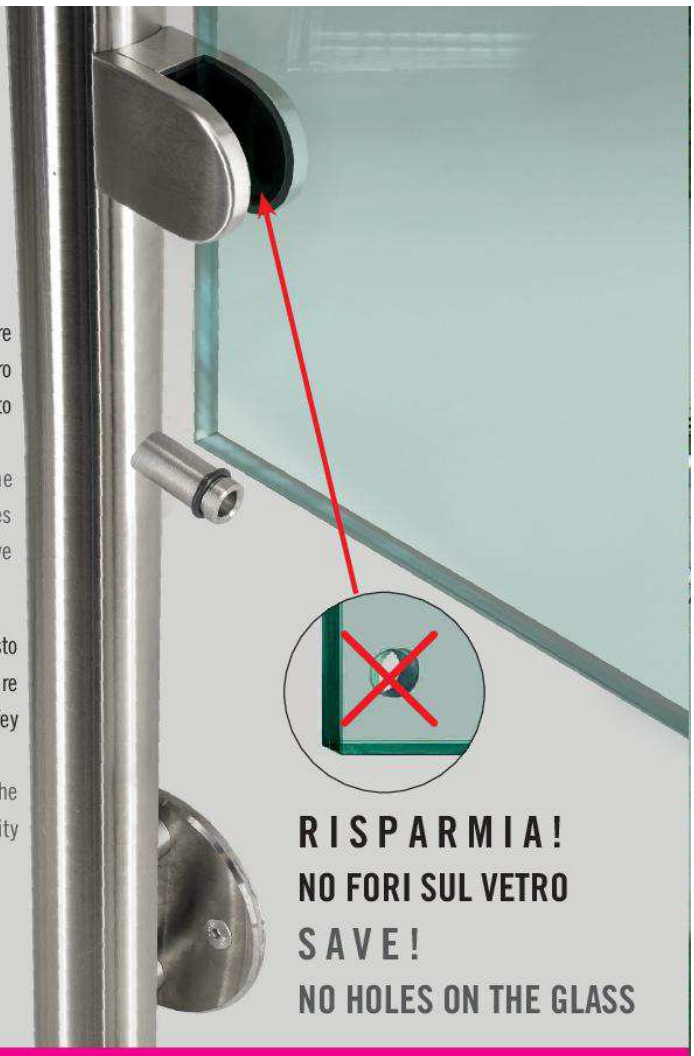

RISPARMIA!
NO FORI SUL VETRO
SAVE!
NO HOLES ON THE GLASS

1

FORARE IL MONTANTE SOTTO AL SUPPORTO PER VETRO
DRILL A HOLE ON THE POST BENEATH THE GLASS CLAMP



2

INSERIRE LA SAFETY PIN
INSTALL THE SAFETY PIN

3

INSTALLARE IL VETRO
PLACE THE GLASS

SPINA DI SICUREZZA ESTERNA
EXTERNAL SAFETY PIN

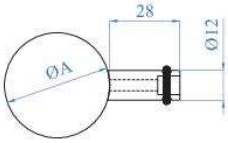

AISI304	AISI316	Per tubo *For tube* A
E21710	E41710	Ø 33,7mm 1 1/3" dia.
E21810	E41810	Ø 42,4 mm 1 2/3" dia.
E21910	E41910	Superficie piana Flat surface

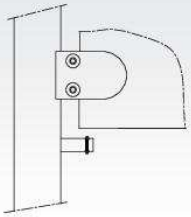

PER UNA MIGLIORE SICUREZZA DELLE TUE BALAUSTRE
TO IMPROVE THE SECURITY OF YOUR BALUSTERS

RIPRODUZIONE VIETATA
IAM DESIGN
REPRODUCTION PROHIBITED
www.iamdesign.com

• MORSETTI PER VETRO - GLASS HOLDERS

LEGGERI - LIGHT

BEST PRICE

I morsetti per vetro sono forniti con gommino in confezione da 4 pezzi Glass clamps are supplied with rubbers in 4 piece boxes

QUESTI MORSETTI PER VETRO LEGGERI, VENGONO FORNITI CON I GOMMINI PER I SEGUENTI SPESSORI DI VETRO: 8 - 8,76 - 10 - 10,76 - 12 - 12,76 MM
THESE LIGHT GLASS CLAMPS ARE SUPPLIED WITH RUBBERS FOR THE FOLLOWING GLASS THICKNESSES: 8/8.76/10/10.76/12/12.76 MM

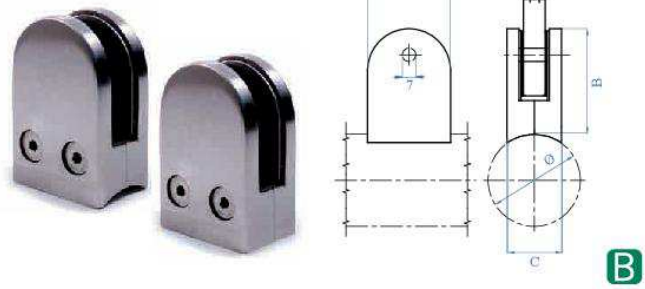

AISI316	Finitura *Finish*	A x B x C	Ø	T
E0082	Satinato Satin	43 x 64 x 28 mm 1 11/16" x 2 33/64" x 1 3/32"	42,4 mm 1 2/3"	da 8 a 12,76 mm from 5/16" to 1/2"
E0083	Satinato Satin	43 x 64 x 28 mm 1 11/16" x 2 33/64" x 1 3/32"	Superficie piana Flat surface	da 8 a 12,76 mm from 5/16" to 1/2"

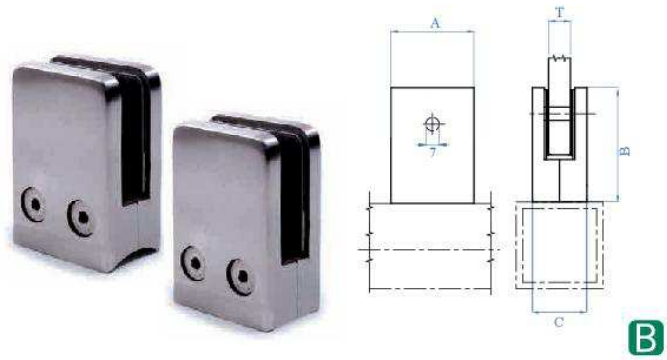

AISI316	Finitura *Finish*	A x B x C	Ø	T
E0084	Satinato Satin	43 x 69 x 28 mm 1 11/16" x 2 23/32" x 1 3/32"	42,4 mm 1 2/3"	da 8 a 12,76 mm from 5/16" to 1/2"
E0085	Satinato Satin	43 x 69 x 28 mm 1 11/16" x 2 23/32" x 1 3/32"	Superficie piana Flat surface	da 8 a 12,76 mm from 5/16" to 1/2"

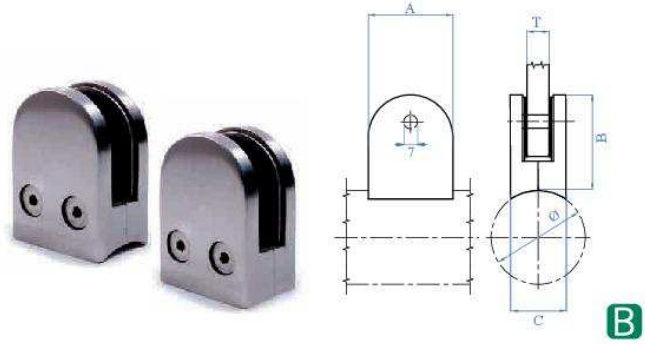

AISI316	Finitura *Finish*	A x B x C	Ø	T
E0086	Satinato Satin	43 x 54 x 28 mm 1 11/16" x 2 1/8" x 1 3/32"	42,4 mm 1 2/3"	da 8 a 12,76 mm from 5/16" to 1/2"
E0087	Satinato Satin	43 x 54 x 28 mm 1 11/16" x 2 1/8" x 1 3/32"	Superficie piana Flat surface	da 8 a 12,76 mm from 5/16" to 1/2"

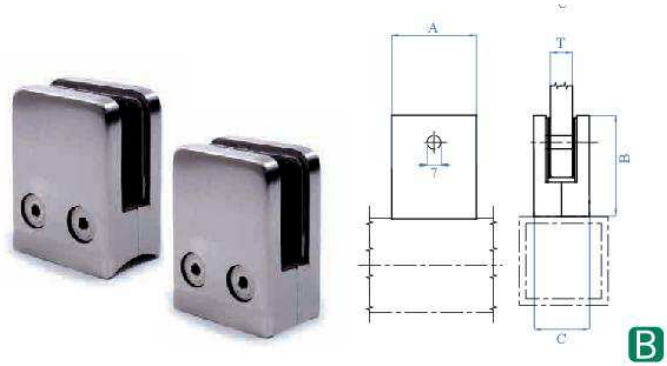

AISI316	Finitura *Finish*	A x B x C	Ø	T
E0088	Satinato Satin	43 x 59 x 28 mm 1 11/16" x 2 5/16" x 1 3/32"	42,4 mm 1 2/3"	da 8 a 12,76 mm from 5/16" to 1/2"
				6 mm 1/2"

RIPRODUZIONE VIETATA IAM DESIGN REPRODUCTION PROHIBITED

ALIMESA
FUNDICION · FORJA · ARTESANIA
926 86 11 48 ALMAGRO

• MORSETTI PER VETRO - GLASS HOLDERS

LEGGERI - LIGHT

BEST PRICE

I morsetti per vetro sono forniti con gommino in confezione da 4 pezzi Glass clamps are supplied with rubbers in 4 piece boxes

AISI316	Finitura *Finish*	A x B x C	Ø	T
X0082	Lucido Mirror	43 x 64 x 28 mm 1 11/16" x 2 33/64" x 1 3/32"	42,4 mm 1 2/3"	da 8 a 12,76 mm from 5/16" to 1/2"
X0083	Lucido Mirror	43 x 64 x 28 mm 1 11/16" x 2 33/64" x 1 3/32"	Superficie piana Flat surface	da 8 a 12,76 mm from 5/16" to 1/2"

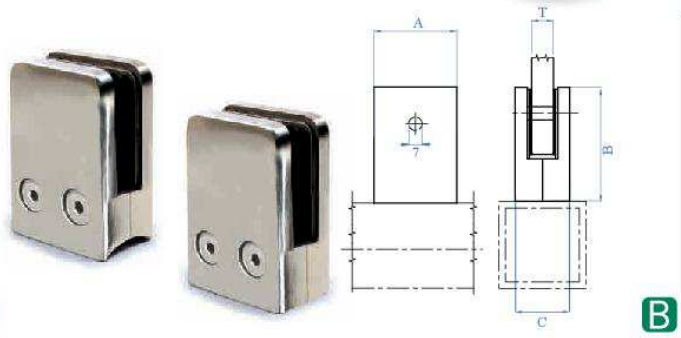

AISI316	Finitura *Finish*	A x B x C	Ø	T
X0084	Lucido Mirror	43 x 69 x 28 mm 1 11/16" x 2 23/32" x 1 3/32"	42,4 mm 1 2/3"	da 8 a 12,76 mm from 5/16" to 1/2"
X0085	Lucido Mirror	43 x 69 x 28 mm 1 11/16" x 2 23/32" x 1 3/32"	Superficie piana Flat surface	da 8 a 12,76 mm from 5/16" to 1/2"

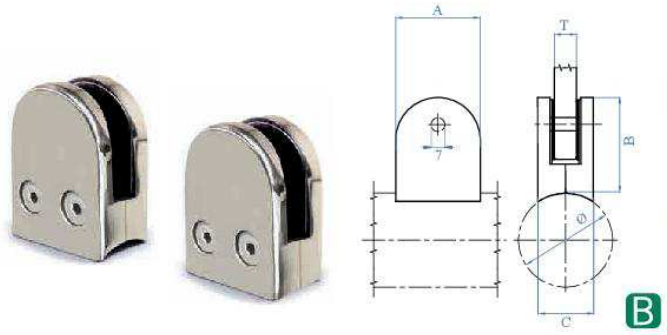

AISI316	Finitura *Finish*	A x B x C	Ø	T
X0086	Lucido Mirror	43 x 54 x 28 mm 1 11/16" x 2 1/8" x 1 3/32"	42,4 mm 1 2/3"	da 8 a 12,76 mm from 5/16" to 1/2"
X0087	Lucido Mirror	43 x 54 x 28 mm 1 11/16" x 2 1/8" x 1 3/32"	Superficie piana Flat surface	da 8 a 12,76 mm from 5/16" to 1/2"

AISI316	Finitura *Finish*	A x B x C	Ø	T
X0088	Lucido Mirror	43 x 59 x 28 mm 1 11/16" x 2 5/16" x 1 3/32"	42,4 mm 1 2/3"	da 8 a 12,76 mm from 5/16" to 1/2"
X0089	Lucido Mirror	43 x 59 x 28 mm 1 11/16" x 2 5/16" x 1 3/32"	Superficie piana Flat surface	da 8 a 12,76 mm from 5/16" to 1/2"

ALIMESA
FUNDICION · FORJA · ARTESANIA
926 86 11 48 ALMAGRO

• MORSETTI PER VETRO - GLASS HOLDERS

INSTALLAZIONE SUPPORTO PER VETRO - GLASS CLAMP INSTALLATION

1

Praticare al tubo un foro di diametro 11 mm

Make a 11 mm hole in the tube

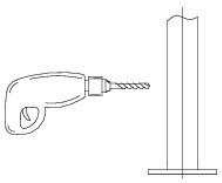

2

Utiilizzare rivettatrice con rivetto M8

Use a riveting tool with a M8 rivet

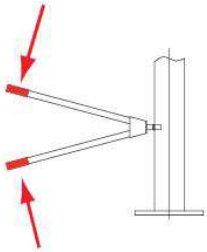

3

Inserire i gommini dello spessore desiderato all'interno negli alloggi

Put the rubbers of the needed thickness in the proper spots

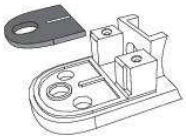

4

Fissare la parte del supporto vetro al tubo tramite vite M8

Fix the support to the tube by using a M8 screw

5

Adagiare il vetro al supporto

Insert the glass against the support

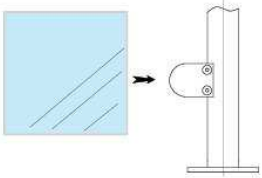

6

Fissare la parte del supporto vetro al tubo tramite vite M6

Fix the support to the clamp with a M6 screw

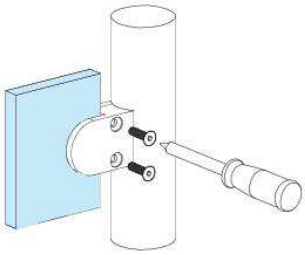

AVVERTENZE

Conservare il presente manuale ed in particolar modo il manuale di installazione. Leggere attentamente il manuale di istruzioni prima di effettuare l'assemblaggio ed il montaggio dell'accessorio. Ricordarsi di rispettare sempre la legislazione in vigore nel paese di destinazione e accertarsi per costruzioni speciali di consultare i regolamenti di costruzioni regionali o nazionali. (per la Germania esempio la DIN 18065 e la legge: BauO Bauordungsrechtes.) Installare l'accessorio come indicato nel libretto di installazione a corredo. Non montare od utilizzare il prodotto in presenza di dubbi sul montaggio, non installare ed utilizzare il prodotto se mancano accessori a corredo dello stesso, in tali casi consultare il proprio rivenditore di zona o il produttore Ind.i.a. S.p.A.

ISPEZIONE, MANUTENZIONE

L'installazione delle attrezzature deve essere effettuata da personale competente, secondo le indicazioni indicate sulle schede tecniche fornite da Ind.i.a. S.p.A. Sono necessarie manutenzioni e controlli continui per poter mantenere in efficienza e garantire la perfetta funzionalità delle ringhiere. Esclusivamente personale competente e qualificato deve effettuare la cura, la manutenzione e l'ispezione. A tal proposito si consiglia di impiegare personale indicato dalla ditta costruttrice; in caso contrario l'Ind.i.a. S.p.A. declina ogni responsabilità.

ISTRUZIONI DI PULIZIA

Si usano parti metalliche in acciaio inox garantendo in tal modo una resistenza alle diverse condizioni atmosferiche.Per la pulizia delle ringhiere non utilizzare acidi, soluzioni alcaline, agenti aggressivi, abrasivi e corrosivi.

WARNINGS

Keep this book and particularly the installation manual. Carefully read the instruction manual before assembling and installing the article.
Do not forget to act always in accordance with the law in force in the country of destination and for special constructions check the local or national construction rules (for example in Germany the DIN 18065 and the law: Bauo Bauordungdrechtes). Install the article as indicated in the relevant installation manual. Do not install or use the article if you have doubts concerning its installation, do not use or install the product if you are missing some pieces of its kit. In such cases, contact your local dealer or the manufacturer Ind.i.a. S.p.A.

CHECK, MAINTENANCE

The installation of the articles has to be carried out by skilled workers, following the instructions indicated in the technical sheets supplied by Ind.i.a. S.p.A. Maintenance operations and checking are periodically needed in order to grant the perfect functionality and efficiency of the railings. Inspection and maintenance operations have to be carried out only by competent and skilled workers.
We therefore suggest to employ workers indicated by the manufacturer, otherwise Ind.i.a. S.p.A. refuses all responsibilities.

CLEANING INSTRUCTIONS

The use of stainless steel metallic parts guarantees the resistance to the different atmospheric conditions. To clean the railings do not use acids, alkaline solutions, aggressive, abrasives or corrosives agents.

RIPRODUZIONE VIETATA IAM DESIGN REPRODUCTION PROHIBITED

• MORSETTI PER VETRO - GLASS HOLDERS

EN 12600 CE APPROVED NTC 2008

2 pezzi completi di vite e guarnizioni
2 pieces with screw and plastic washers

AISI304	AISI316	Per tubo A *For tube*
E40560304	E40560	Ø 42,4 mm 1 2/3" dia.
E40570304	E40570	Superficie piana Flat face

Completo di dischi di protezione in PVC
Complete with plastic washers in PVC

AISI304	AISI316	Foro *Hole*
E4032/304	E4032	Ø 12,2 mm 1/2" dia.
E4031/304	-	Ø 14,2 mm 9/16" dia.
-	E4030	Ø 16,2 mm 41/64" dia.

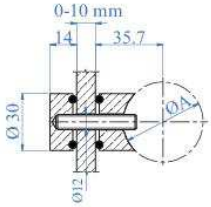

AISI316	Per tubo A *For tube*
E40581	Ø 42,4 mm 1 2/3" dia.
E40583	Superficie piana Flat face

RIPRODUZIONE VIETATA IAM DESIGN REPRODUCTION PROHIBITED

ALIMESA
FUNDICION · FORJA · ARTESANIA
926 86 11 48 ALMAGRO

DA VINCI
CLAMP SYSTEM

PERCHÈ È INNOVATIVO?
WHY IS IT INNOVATIVE?

- L'ancoraggio intercambiabile permette di adattarlo a qualsiasi tubo
- The interchangeable clamp can be used with almost any tube!

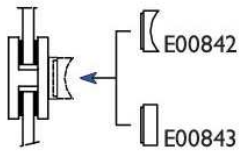

- La chiusura laterale ti permette di trasformarlo in un supporto da vetro singolo
- Lateral locking permits transform to a single glass support

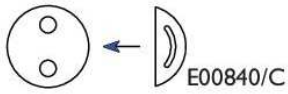

- L'ancoraggio mobile ti permette di ruotare i vetri rispetto al montante
- The movable clamp permits rotation of the glass for a round

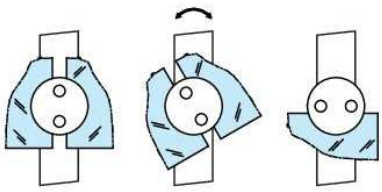

RIPRODUZIONE VIETATA IAM DESIGN REPRODUCTION PROHIBITED www.iamdesign.com

ALIMESA 926 86 11 48 ALMAGRO
FUNDICION · FORJA · ARTESANIA

• MORSETTI PER VETRO - GLASS HOLDERS

DA VINCI CLAMP SYSTEM

SUPPORTO CIRCOLARE
ROUND CLAMPS

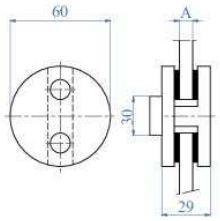

B

AISI304	AISI316	Dimensioni *Dimensions*
Satinato - Satin Finish		
E00840/304	E00840	Ø 60 mm - 2 3/8" dia.
Lucido - Mirror Polished		
-	X00840	Ø 60 mm - 2 3/8" dia.

ADATTATORE PER SUPPORTO CIRCOLARE
ADAPTER FOR ROUND CLAMPS

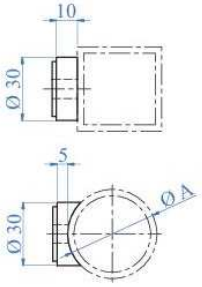

Adattatore da inserire sul supporto circolare
Adapter to be inserted on round clamp

AISI316	Per tubo *For tube* A
E00841	Ø 33,7 mm - 1 9/16" dia.
E00845	Ø 38,1 mm - 1 1/2" dia.
E00842	Ø 42,4 mm - 1 2/3" dia.
E00844	Ø 48,3 mm - 1 7/8" dia.
E00843	Superficie piana - Flat face

CHIUSURA PER MORSETTI CIRCOLARI
STAINLESS STEEL CLOSURE FOR ROUND CLAMPS

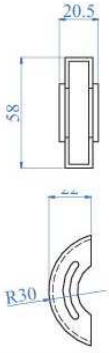

Chiusura in acciaio inox satinato per creare un supporto circolare con un vetro
Stainless steel closure satin finished, fundamental to obtain a glass holder for just one glass

AISI316
Satinato - Satin Finish
E00840/C
Lucido - Mirror Polished
X00840/C

GOMMA PER MORSETTI VETRO CIRCOLARI
RUBBER FOR ROUND GLASS CLAMPS

Da utilizzare con articoli: To use with these article numbers:
E00820 - E00821 - E00820316 - E00821316 - E00830 - E00831 E00830316 - E00831316 -E00840

RUBBER	Numero pezzi per set *Number of pieces in set*	Per vetro *For glass* A
E00840/R	2	8 mm - 5/16"
E00840/R1	2	8,76 mm - 11/32"
E00840/R2	2	10 mm - 3/8"
E00840/R3	2	10,76 mm - 7/16"
E00840/R4	2	12 mm - 1/2"
E00840/R5	2	12,76 mm - 1/2"

SIAMO IN GRADO DI PRODURRE ADATTATORI PER QUALSIASI SUPERFICIE.

WE ARE ABLE TO PRODUCE ADAPTERS FOR EVERY SURFACE.

RIPRODUZIONE VIETATA IAM DESIGN REPRODUCTION PROHIBITED

ALIMESA
FUNDICION · FORJA · ARTESANIA
926 86 11 48 ALMAGRO

MORSETTI PER VETRO - GLASS HOLDERS

ALLINEATORE PER VETRI - GLASS ALIGNER



SPESSO NON È FACILE ALLIEARE I VETRI DURANTE LA POSA PER IMPERFEZIONI DEL PAVIMENTO ED INSTALLAZIONI DEI MORSETTI NON PERFETTAMENTE RIUSCITI.
QUESTO ARTICOLO TI PERMETTE DI POSARE I VETRI CORRETTAMENTE ALLINEATI

MANY TIMES, BECAUSE OF UNEVEN FLOOR OR NEWEL POSTS INCORRECTLY INSTALLED, IT BECOMES VERY DIFFICULT TO LINE UP THE GLASS. THIS FITTING ALLOWS THE CORRECT LINING UP OF THE GLASS

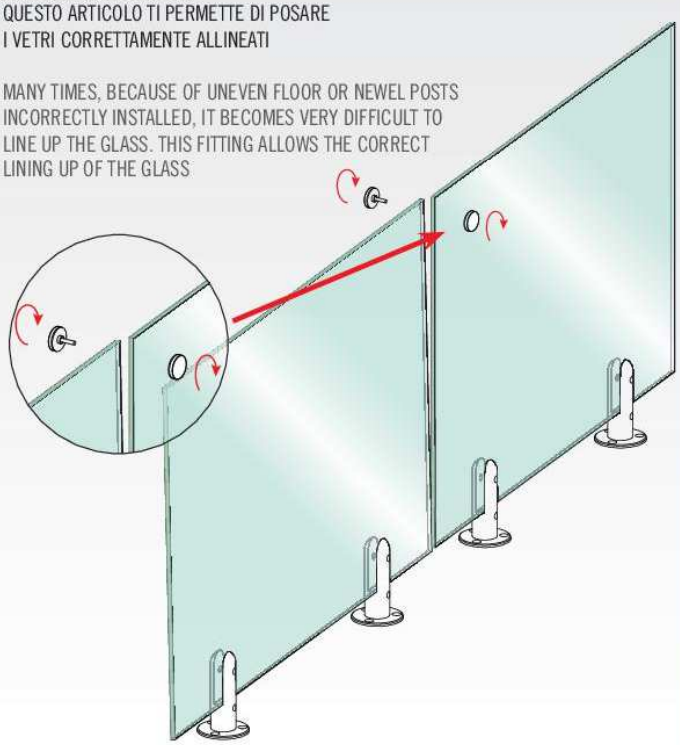

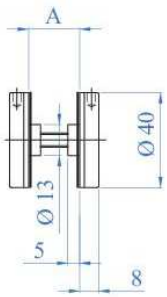

NEW

AISI304	AISI316	Spessore vetro *Glass thickness* A
E00994	E00994316	da 12,76 a 21,52 mm from 1/2" to 7/8"

RIPRODUZIONE VIETATA

REPRODUCTION PROHIBITED

ALIMESA
FUNDICION · FORJA · ARTESANIA
926 86 11 48 ALMAGRO

MORSETTI PER VETRO - GLASS HOLDERS

DA VINCI CLAMP SYSTEM

INSTALLAZIONE DA VINCI CLAMP SYSTEM - DA VINCI GLASS CLAMP SYSTEM INSTALLATION

1

Fissare l'adattatore e la parte posteriore della "Da Vinci Clamp" al tubo con vite M6

Fix the adapter and the back part of the "Da Vinci Clamp" to the tube with a M6 screw

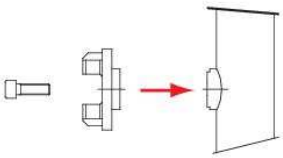

2

Collocare le guarnizioni per vetro negli appositi alloggi

Put the rubbers in the proper spots

3

Adagiare i 2 vetri al supporto orientato verticalmente

Insert the 2 glasses in the clamp vertically oriented

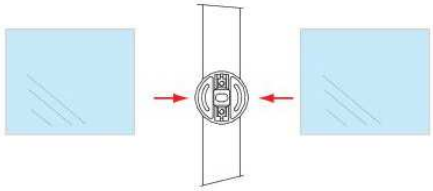

3B

Se si vuole applicare il vetro solo in un lato applicare E00840/C nel lato opposto

If the glass is needed only in one side, put E00840/C in the opposite side

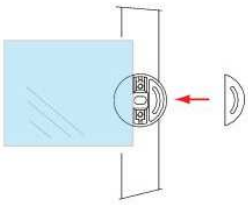

3C

Per ottenere un parapetto ancora più sicuro, ruotare orizzontalmente i morsetti e inserire il vetro tra loro. Chiudere il lato inutilizzato del supporto con accessorio E00840/C

For a more secure railing, rotate the supports horizontally and insert the glass between them.
Close the unused side of the support using E00840/C

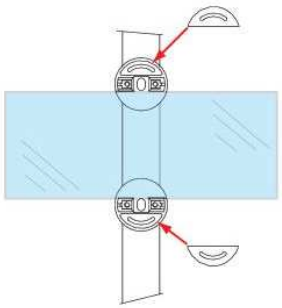

4

Fissare definitivamente il supporto

Finally, fix the support

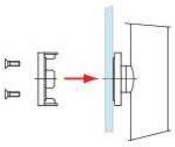

AVVERTENZE

Conservare il presente manuale ed in particolar modo il manuale di installazione. Leggere attentamente il manuale di istruzioni prima di effettuare l'assemblaggio ed il montaggio dell'accessorio. Ricordarsi di rispettare sempre la legislazione in vigore nel paese di destinazione e accertarsi per costruzioni speciali di consultare i regolamenti di costruzioni regionali o nazionali. (per la Germania esempio la DIN 18065 e la legge: BauO Bauordungsrechtes.) Installare l'accessorio come indicato nel libretto di installazione a corredo. Non montare od utilizzare il prodotto in presenza di dubbi sul montaggio, non installare ed utilizzare il prodotto se mancano accessori a corredo dello stesso, in tali casi consultare il proprio rivenditore di zona o il preduttore Ind.i.a. S.p.A..

ISPEZIONE, MANUTENZIONE

L'installazione delle attrezzature deve essere effettuata da personale competente, secondo le indicazioni indicate sulle schede tecniche fornite da Ind.i.a. S.p.A. Sono necessarie manutenzioni e controlli continui per poter mantenere in efficienza e garantire la perfetta funzionalità delle ringhiere. Esclusivamente personale competente e qualificato deve effettuare la cura, la manutenzione e l'isperione. A tal proposito si consiglia di impiegare personale indicato dalla ditta costruttrice; in caso contrario l'Ind.i.a. S.p.A. declina ogni responsabilità.

ISTRUZIONI DI PULIZIA

Si usano parti metalliche in acciaio inox garantendo in tal modo una resistenza alle diverse condizioni atmosferiche.Per la pulizia delle ringhiere non utilizzare acidi, soluzioni alcaline, agenti aggressivi, abrasivi e corrosivi.

WARNINGS

Keep this book and particularly the installation manual. Carefully read the instruction manual before assembling and installing the article.
Do not forget to act always in accordance with the law in force in the country of destination and for special constructions check the local or national construction rules (for example in Germany the DIN 18065 and the law: Bauo Bauordungdrechtes). Install the article as indicated in the relevant installation manual. Do not install or use the article if you have doubts concerning its installation, do not use or install the product if you are missing some pieces of its kit. In such cases, contact your local dealer or the manufacturer Ind.i.a. S.p.A.

CHECK, MAINTENANCE

The installation of the articles has to be carried out by skilled workers, following the instructions indicated in the technical sheets supplied by Ind.i.a. S.p.A. Maintenance operations and checking are periodically needed in order to grant the perfect functionality and efficiency of the railings. Inspection and maintenance operations have to be carried out only by competent and skilled workers.
We therefore suggest to employ workers indicated by the manufacturer, otherwise Ind.i.a. S.p.A. refuses all responsibilities.

CLEANING INSTRUCTIONS

The use of stainless steel metallic parts guarantees the resistance to the different atmospheric conditions. To clean the railings do not use acids, alkaline solutions, aggressive, abrasives or corrosives agents.

RIPRODUZIONE VIETATA IAM DESIGN REPRODUCTION PROHIBITED

ALIMESA
FUNDICION · FORJA · ARTESANIA
926 86 11 48 ALMAGRO

MORSETTI PER VETRO - GLASS HOLDERS

MORSETTI CIRCOLARI - ROUND CLAMPS

SUPPORTO CIRCOLARE PER UN VETRO
ROUND CLAMPS FOR 1 PIECE OF GLASS



AISI304	AISI316	Dimensioni *Dimensions*	Per tubo *For tube*
E00830	E00830316	Ø 60 mm 2 3/8" dia.	Ø 42,4 mm 1 2/3" dia.
E00831	E00831316	Ø 60 mm 2 3/8" dia.	Superficie piana Flat face

SUPPORTO CIRCOLARE PER 2 VETRI
ROUND CLAMPS FOR 2 PIECES OF GLASS

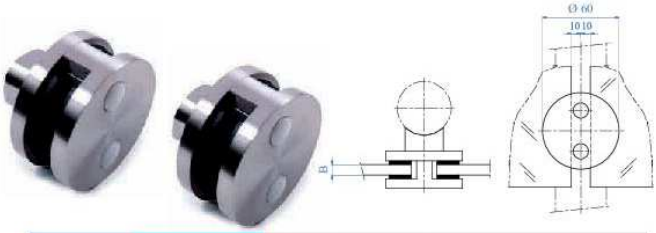

AISI304	AISI316	Dimensioni *Dimensions*	Per tubo *For tube*
E00820	E00820316	Ø 60 mm 2 3/8" dia.	Ø 42,4 mm 1 2/3" dia.
E00821	E00821316	Ø 60 mm 2 3/8" dia.	Superficie piana Flat face

GOMMA PER MORSETTI VETRO CIRCOLARI
RUBBER FOR ROUND GLASS CLAMPS

Da utilizzare con articoli:
To use with these article numbers:
E00820 - E00821 - E00820316 - E00821316 - E00830 - E00831 E00830316 - E00831316 -E00840

RUBBER	Numero pezzi per set *Number of pieces in set*	Per vetro *For glass* A
E00840/R	2	8 mm 5/16"
E00840/R1	2	8,76 mm 11/32"
E00840/R2	2	10 mm 3/8"
E00840/R3	2	10,76 mm 7/16"
E00840/R4	2	12 mm 1/2"
E00840/R5	2	12,76 mm 1/2"

RIPRODUZIONE VIETATA IAM DESIGN REPRODUCTION PROHIBITED

ALIMESA
FUNDICION · FORJA · ARTESANIA
926 86 11 48 ALMAGRO

THE GLASS SYSTEM

SISTEMA MODULARE
DI FISSAGGIO VETRI

MODULAR
GLASS FIXING
SYSTEM

INTELLECTUAL PROPERTY RIGHTS RESERVED IAM

ANCHE PER VETRI
DI SICUREZZA
8 + 8 mm
10 + 10 mm

ALSO FOR SAFETY
GLASSES
8 + 8 mm
10 + 10 mm



PERCHÈ È INNOVATIVO?
WHY IS IT INNOVATIVE?

- L'ancoraggio intercambiabile permette di adattarlo a qualsiasi tubo anche con saldatura
- The interchangeable clamp can be used with almost any tube even with welding.

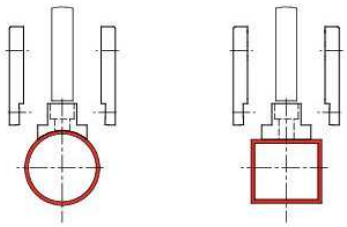

- A seconda dello spessore dell'ancoraggio intercambiabile si puo' variare lo spessore del vetro da montare
- The thickness of the glass that must be assembled can be changed according to the thickness of the interchangeable anchorage

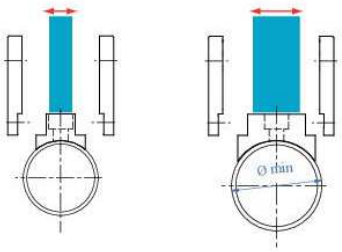

- Pochi accessori moltissime soluzioni
- A few accessories, a lot of solutions

RIPRODUZIONE VIETATA IAM DESIGN REPRODUCTION PROHIBITED

ALIMESA
FUNDICION · FORJA · ARTESANIA
926 86 11 48 ALMAGRO



PIASTRE LATERALI DI FISSAGGIO
SIDE FIXING PLATES

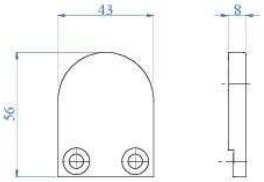

2 piastre laterali di fissaggio
1 set gommini vetro monostrato
1 set gommini vetro bi-strato
4 viti M 6

2 side fixing plates
1 set of one-layer rubbers for glass
1 set of two-layer rubbers for glass
4 M6 screws

B

AISI304	AISI316	Spessore vetro *Glass thickness*
E0099100	E0099	Variabile Adjustable

ADATTATORI PER VETRI DI SICUREZZA
ADAPTERS FOR SAFETY GLASSES

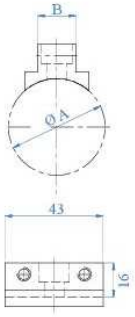

Adattatori da combinare con le piastre laterali compresa spina di sicurzza in acciaio
Adapters to combine with side plates Stainless steel safety pin included

AISI316	Per tubo *For tube* A	Spessore vetro *Glass thickness* B
E99P16	Superficie piana Flat face	16,76 - 17,52 5/8" - 11/16"
E9942P16	Ø 42,4 mm 1 2/3" dia.	16,76 - 17,52 5/8" - 11/16"
E99P20	Superficie piana Flat face	20,76 - 21,52 13/16" - 7/8"
E9942P20	Ø 42,4 mm 1 2/3" dia.	20,76 - 21,52 13/16" - 7/8"

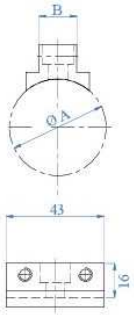

Adattatori da combinare con le piastre laterali compresa spina di sicurzza in acciaio
Adapters to combine with side plates Stainless steel safety pin included

AISI316	Per tubo *For tube* A	Spessore vetro *Glass thickness* B
E99P8	Superficie piana Flat face	8 - 8,76 mm 5/16" - 11/32"
E9933P8	Ø 33,7 mm 1 9/16" dia.	8 - 8,76 mm 5/16" - 11/32"
E9942P8	Ø 42,4 mm 1 2/3" dia.	8 - 8,76 mm 5/16" - 11/32"
E9950P8	Ø 50,8 mm 2" dia.	8 - 8,76 mm 5/16" - 11/32"
E99P10	Superficie piana Flat face	10 - 10,76 mm 3/8" - 7/16"
E9933P10	Ø 33,7 mm 1 9/16" dia.	10 - 10,76 mm 3/8" - 7/16"
E9942P10	Ø 42,4 mm 1 2/3" dia.	10 - 10,76 mm 3/8" - 7/16"
E99P12	Superficie piana Flat face	12 - 12,76 mm 1/2"
E9933P12	Ø 33,7 mm 1 9/16" dia.	12 - 12,76 mm 1/2"
E9942P12	Ø 42,4 mm 1 2/3" dia.	12 - 12,76 mm 1/2"
E9950P12	Ø 50,8 mm 2" dia.	12 - 12,76 mm 1/2"

RIPRODUZIONE VIETATA IAM DESIGN REPRODUCTION PROHIBITED

ALIMESA 926 86 11 48 ALMAGRO
FUNDICION · FORJA · ARTESANIA

MORSETTI PER VETRO - GLASS HOLDERS

THE GLASS SYSTEM

INSTALLAZIONE SUPPORTO PER VETRO - GLASS CLAMP INSTALLATION

① Fissare l'adattatore prescelto al tubo con vite

Fix the chosen adapter to the tube with the screw

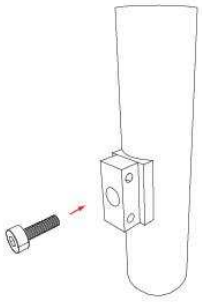

② Inserire i gommini dello spessore desiderato all'interno negli alloggi

Put the rubbers of the needed thickness in the proper spots

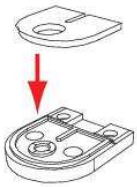

③ Fissare uno dei 2 cosciali all'adattatore prescelto

Fix one of the two plates to the chosen adapter

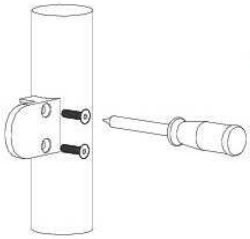

④ Adagiare il vetro al supporto

Insert the glass against the support

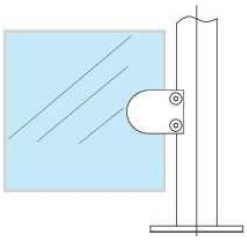

⑤ Fissare anche il secondo cosciale

Finally, fix the second plate.

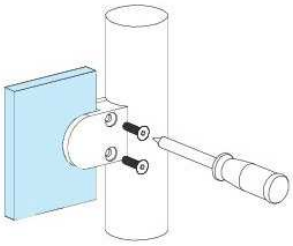

AVVERTENZE

Conservare il presente manuale ed in particolar modo il manuale di installazione. Leggere attentamente il manuale di istruzioni prima di effettuare l'assemblaggio ed il montaggio dell'accessorio. Ricordarsi di rispettare sempre la legislazione in vigore nel paese di destinazione e accertarsi per costruzioni speciali di consultare i regolamenti di costruzioni regionali o nazionali. (per la Germania esempio la DIN 18065 e la legge Bau0 Bauordungsrechtes.) Installare l'accessorio come indicato nel libretto di installazione a corredo. Non montare od utilizzare il prodotto in presenza di dubbi sul montaggio, non installare ed utilizzare il prodotto se mancano accessori a corredo dello stesso, in tali casi consultare il proprio rivenditore di zona o il produttore Ind.i.a. S.p.A..

ISPEZIONE, MANUTENZIONE

L'installazione delle attrezzature deve essere effettusta da personale competente, secondo le indicazioni indicate sulle schede tecniche fornite da Ind.i.a. S.p.A. Sono necessarie manutenzioni e controlli continui per poter mantenere in efficienza e garantire la perfetta funzionalità delle ringhiere. Esclusivamente personale competente e qualificato deve effettuare la cura, la manutenzione e l'ispezione. A tal proposito si consiglia di impiegare personale indicato dalla ditta costruttrice; in caso contrario l'Ind.i.a. S.p.A. declina ogni responsabilità.

ISTRUZIONI DI PULIZIA

Si usano parti metalliche in acciaio inox garantendo in tal modo una resistenza alle diverse condizioni atmosferiche.Per la pulizia delle ringhiere non utilizzare acidi, soluzioni alcaline, agenti aggressivi, abrasivi e corrosivi.

WARNINGS

Keep this book and particularly the installation manual. Carefully read the instruction manual before assembling and installing the article.
Do not forget to act always in accordance with the law in force in the country of destination and for special constructions check the local or national construction rules (for example in Germany the DIN 18065 and the law: Bauo Bauordungdrechtes).
Install the article as indicated in the relevant installation manual. Do not install or use the article if you have doubts concerning its installation, do not use or install the product if you are missing some pieces of its kit. In such cases, contact your local dealer or the manufacturer Ind.i.a. S.p.A.

CHECK, MAINTENANCE

The installation of the articles has to be carried out by skilled workers, following the instructions indicated in the technical sheets supplied by Ind.i.a. S.p.A. Maintenance operations and checking are periodically needed in order to grant the perfect functionality and efficiency of the railings. Inspection and maintenance operations have to be carried out only by competent and skilled workers.
We therefore suggest to employ workers indicated by the manufacturer, otherwise Ind.i.a. S.p.A. refuses all responsibilities.

CLEANING INSTRUCTIONS

The use of stainless steel metallic parts guarantees the resistance to the different atmospheric conditions. To clean the railings do not use acids, alkaline solutions, aggressive, abrasives or corrosives agents.

RIPRODUZIONE VIETATA IAM DESIGN REPRODUCTION PROHIBITED

ALIMESA
FUNDICION · FORJA · ARTESANIA
926 86 11 48 ALMAGRO



• MORSETTI PER VETRO - GLASS HOLDERS

SPIDER PER TUBO - SPIDER FOR TUBES

EN 12600 | CE | APPROVED NTC 2008

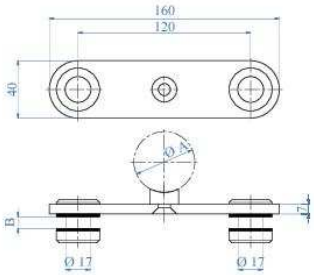

4 pezzi : un braccio, 2 morsetti circolari per vetro e un adattatore per tubo
4 pieces: one arm, 2 round clamps for glass, and one tube adapter

AISI304	AISI316	Per tubo *For tube* A	Spessore vetro *Glass thickness* B
E008910	-	Ø 33,7 mm 1 9/16" dia.	da 8,76 a 13,52 mm from 11/32" to 1/2"
E008920	E008920316	Ø 42,4 mm 1 2/3" dia.	da 8,76 a 13,52 mm from 11/32" to 1/2"
E008930	-	Superficie piana Flat face	da 8,76 a 13,52 mm from 11/32" to 1/2"

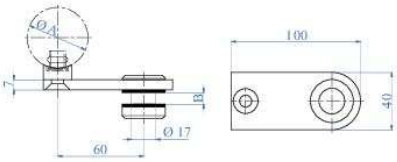

3 pezzi : un braccio, 1 supporto circolare per vetro e un adattatore per tubo
3 pieces: one arm, 1 round clamp for glass, and one tube adapter

AISI304	AISI316	Per tubo *For tube* A	Spessore vetro *Glass thickness* B
E008950	E008950316	Ø 33,7 mm 1 9/16" dia.	da 8,76 a 13,52 mm from 11/32" to 1/2"
E008960	-	Ø 42,4 mm 1 2/3" dia.	da 8,76 a 13,52 mm from 11/32" to 1/2"
E008970	E008970316	Superficie piana Flat face	da 8,76 a 13,52 mm from 11/32" to 1/2"



ALIMESA
FUNDICION · FORJA · ARTESANIA
926 86 11 48 ALMAGRO

EN 12600 CE APPROVED NTC2008

• MORSETTI PER VETRO - GLASS HOLDERS

SPIDERS

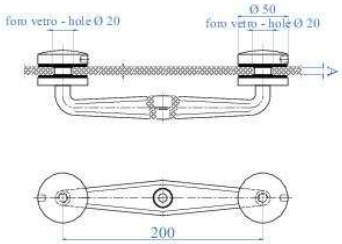

PER ANCORARLO UTILIZZARE:
E00882, E00883 AISI 304

TO ANCHOR THESE PRODUCTS USE THESE ARTICLE NUMBERS:
E00882, E00883 AISI 304

3 pezzi : un braccio con foro e 2 morsetti circolari per vetro
3 pieces: one arm with hole and 2 round clamps for glass

AISI304	AISI316	Per vetro *For glass* A
E00880	E00880316	da 8,76 a 13,52 mm from 11/32" to 1/2"

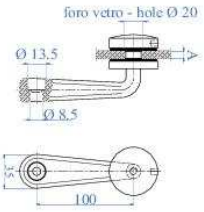

PER ANCORARLO UTILIZZARE:
E00882, E00883 AISI 304

TO ANCHOR THESE PRODUCTS USE THESE ARTICLE NUMBERS:
E00882, E00883 AISI 304

2 pezzi: un braccio con foro e un supporto circolare per vetro
2 pieces: one arm with hole and one round clamp for glass

AISI304	AISI316	Per vetro *For glass* A
E00881	E00881316	da 8,76 a 13,52 mm from 11/32" to 1/2"

ADATTATORI PER SPIDER
SPIDER ADAPTERS

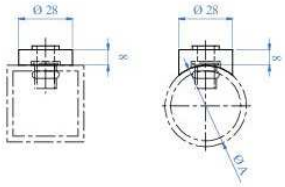

AISI304	Per tubo *For tube* A
E00882	Ø 42,4 mm 1 2/3" dia.
E00883	Superficie piana Flat face

Possiamo eseguire lucidatura a specchio su richiesta su qualsiasi articolo in AISI 304 e AISI 316

All our AISI 304 and AISI 316 line can be mirror polished on request.

Dopo numerose prove svolte in collaborazione con i principali istituti di ricerca, IAM Design consiglia l'utilizzo dei prodotti lucidati a specchio per applicazioni in AMBIENTE SALINO (fino a 12 km dal mare) o ad alta concentrazione di agenti inquinanti (centro città/zone industriali)

Upon several tests effected with the collaboration of main institutes of research, IAM Design recommends the use of mirror polished products in SALINE SURROUNDINGS only (area within 12 km from the seaside) or in areas with high level of polluting agents (city centres/industrial areas)

TAMPONAMENTO CON TONDINI - INFILL WITH ROUND BARS

TONDINI - ROUND BAR

In acciaio inossidabile, rettificato
Stainless steel, Brushed

AISI304	AISI316	Dimnensioni *Dimensions*	Lunghezza *Lenght*	Peso *Weight*
E0052	E4849	Ø 8 mm 5/16" dia.	3000 mm 9' - 10"	1,19 kg
E0052/6000	E4849/6000	Ø 8 mm 5/16" dia.	6000 mm 19' - 8"	2,38 kg
E0051	E4850	Ø 10 mm 3/8" dia.	3000 mm 9' - 10"	1,85 kg
E0051/6000	E4850/6000	Ø 10 mm 3/8" dia.	6000 mm 19' - 8"	3,70 kg
E005	E4851	Ø 12 mm 1/2" dia.	3000 mm 9' - 10"	2,66 kg
E005/6000	E4851/6000	Ø 12 mm 1/2" dia.	6000 mm 19' - 8"	5,32 kg
E0050	E4852	Ø 14 mm 9/16" dia.	3000 mm 9' - 10"	3,62 kg
E0050/6000	E4852/6000	Ø 14 mm 9/16" dia.	6000 mm 19' - 8"	7,24 kg

In acciaio inossidabile lucidato a specchio, imbustato individualmente
Stainless steel, mirror polished, individually packed

AISI316	Dimensioni *Dimensions*	Lunghezza *Lenght*	Peso *Weight*
Lucido - Mirror Polished			
X4851	Ø 12 mm 1/2" dia.	3000 mm 9' - 10"	2,66 Kg
X4851/6000	Ø 12 mm 1/2" dia.	6000 mm 19' - 8"	5,32 kg



In ferro zincato e rettificato a freddo
In cold galvanized iron, Brushed

IRON ZINC	Dimensioni *Dimensions*	Lunghezza *Lenght*	Peso *Weight*
I005	Ø 12 mm 1/2" dia.	3000 mm 9' - 10"	2,66 kg
I005/6000	Ø 12 mm 1/2" dia.	6000 mm 19' - 8"	5,32 kg
I0051	Ø 10 mm 3/8" dia.	3000 mm 9' - 10"	1,86 kg
I0051/6000	Ø 10 mm 3/8" dia.	6000 mm 19' - 8"	3,72 kg

RIPRODUZIONE VIETATA IAM DESIGN REPRODUCTION PROHIBITED www.iamdesign.com

ALIMESA
FUNDICION · FORJA · ARTESANIA
926 86 11 48 ALMAGRO

TAMPONAMENTO CON TONDINI - INFILL WITH ROUND BARS

SUPPORTI TONDINO - ROUND BAR HOLDERS

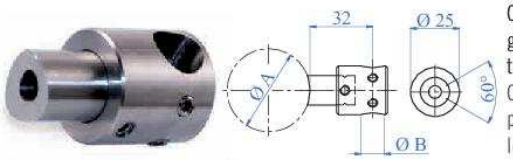

Composto da 2 pezzi e grani per il fermo del tondino
Complete with 2 pieces and threaded lock for rod

AISI303	AISI316	Per tubo A *For tube*	Foro B *Hole*	Descrizione *Description*
E006	E006316	Ø 33,7 - Ø 42,4 mm 1 1/3" dia. - 1 2/3" dia.	Ø 12,2 mm 1/2" dia.	Passante Through
E0066	E0066316	Ø 33,7 - Ø 42,4 mm 1 1/3" dia. - 1 2/3" dia.	Ø 14,2 mm 9/16" dia.	Passante Through
E0067	–	Ø 33,7 - Ø 42,4 mm 1 1/3" dia. - 1 2/3" dia.	Ø 14,2 mm 9/16" dia.	Cieco - sx Blind - L
E0068	–	Ø 33,7 - Ø 42,4 mm 1 1/3" dia. - 1 2/3" dia.	Ø 14,2 mm 9/16" dia.	Cieco - dx Blind - R

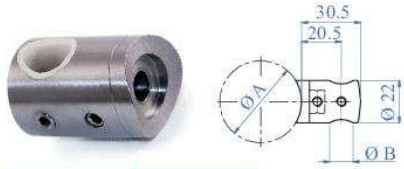

Composto da 2 pezzi e grani per il fermo del tondino e bussolapassante in teflon
Complete with 2 pieces and threaded lock for rod and teflon spacer

NEW

AISI303	AISI316	Per tubo A *For tube*	Foro B *Hole*
E006918	E006918316	Ø 42,4 mm 1 2/3" dia.	Ø 12,2 mm passante 1/2" dia. through

REGGITONDINO **ANTI GRAFFIO,** OTTIMO ANCHE SU TONDINI VERNICIATI **ANTI SCRATCH** BAR HOLDER, VERY USEFUL WITH PAINTED RODS

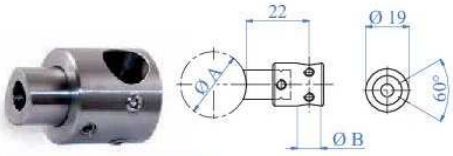

Composto da 2 pezzi e grani per il fermo del tondino
Complete with 2 pieces and threaded lock for rod

AISI303	AISI316	Per tubo A *For tube*	Foro B *Hole*	Descrizione *Description*
E0063	E0063316	Ø 33,7 - Ø 42,4 mm 1 1/3" dia. - 1 2/3" dia.	Ø 10,2 mm 13/32" dia.	Passante Through
-	E0064316	Ø 33,7 - Ø 42,4 mm 1 1/3" dia. - 1 2/3" dia.	Ø 10,2 mm 13/32" dia.	Cieco - sx Blind - L
-	E0065316	Ø 33,7 - Ø 42,4 mm 1 1/3" dia. - 1 2/3" dia.	Ø 10,2 mm 13/32" dia.	Cieco - dx Blind - R

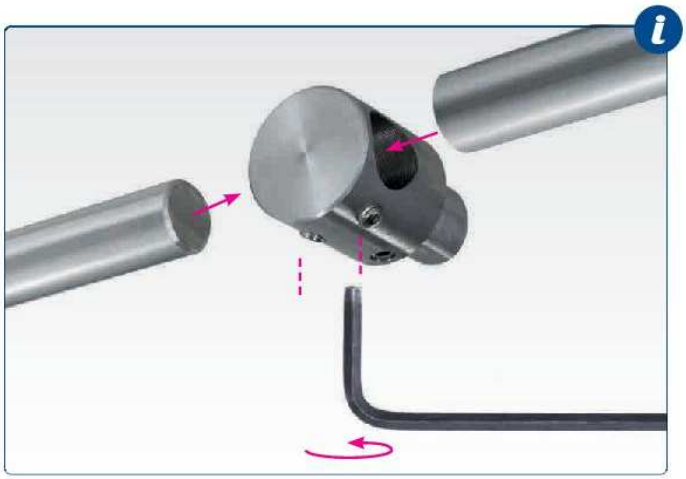

Composto da 2 pezzi e grani per il fermo del tondino
Complete with 2 pieces and threaded lock for rod

AISI303	AISI316	Per tubo A *For tube*	Foro B *Hole*
E0069101	E0069101316	Ø 33,7 mm 1 1/3" dia	Ø 10,2 mm passante 13/32" dia. through
E006911	E006911316	Ø 33,7 mm 1 1/3" dia	Ø 12,2 mm passante 1/2" dia. through
E0069/38	–	Ø 38,1 mm 1 1/2" dia	Ø 12,2 mm passante 1/2" dia. through
E006910	E006910316	Ø 42,4 mm 1 2/3" dia.	Ø 10,2 mm passante 13/32" dia. through
E0069	E4042	Ø 42,4 mm 1 2/3" dia.	Ø 12,2 mm passante 1/2" dia. through
E00691	E4040	Ø 42,4 mm 1 2/3" dia.	Ø 14,2 mm passante 9/16" dia. through
E006916	E4041	Ø 48,3 mm 1 7/8" dia.	Ø 12,2 mm passante 1/2" dia. through
E006912	E4043	Ø 48,3 mm 1 7/8" dia.	Ø 14,2 mm passante 9/16" dia. through
E006914	E006914316	Ø 50,8 2" dia.	Ø 12,2 mm passante 1/2" dia. through
-	E006915316	Ø 50,8 2" dia.	Ø 14,2 mm passante 9/16" dia. through
E006917	-	Superficie piana Flat face	Ø 10,2 mm passante 13/32" dia. through
E00692	E4044	Superficie piana Flat face	Ø 12,2 mm passante 1/2" dia. through
E006921	-	Superficie piana Flat face	Ø 14,2 mm passante 9/16" dia. through
Lucido - Mirror Polished			
X0069	X4042	Ø 42,4 mm - 1 2/3" dia. Ø 43,0 mm 1 11/16" dia.	Ø 12,2 mm passante 1/2" dia. through
-	X4040	Ø 42,4 mm 1 2/3" dia.	Ø 14,2 mm passante 9/16" dia. through
X006915	-	Ø 50,8 mm 2" dia.	Ø 14,2 mm passante 9/16" dia. through

RIPRODUZIONE VIETATA IAM DESIGN REPRODUCTION PROHIBITED

ALIMESA
FUNDICION · FORJA · ARTESANIA
926 86 11 48 ALMAGRO

• TAMPONAMENTO CON TONDINI - INFILL WITH ROUND BARS

SUPPORTI TONDINO - ROUND BAR HOLDERS

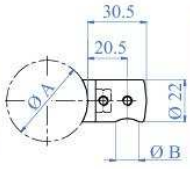

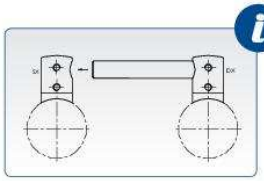

AISI303	AISI316	Per tubo A *For tube*	Foro B *Hole*
E006923	E40491	Ø 42,4 mm 1 2/3" dia.	Ø 10,2 mm cieco dx 13/32" dia. blind right
E006924	E40490	Ø 42,4 mm 1 2/3" dia.	Ø 10,2 mm cieco sx 13/32" dia. blind left
E0069100	E40493	Ø 42,4 mm 1 2/3" dia.	Ø 12,2 mm cieco dx 1/2" dia. blind right
E006922	E40492	Ø 42,4 mm 1 2/3" dia.	Ø 12,2 mm cieco sx 1/2" dia. blind left
NEW -	E40494	Superficie piana Flat face	Ø 12,2 mm cieco dx 1/2" dia. blind right
NEW -	E40495	Superficie piana Flat face	Ø 12,2 mm cieco sx 1/2" dia. blind left

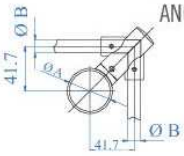

SUPPORTI TONDINO AD ANGOLO
ANGLE ROUND BAR HOLDERS

NEW

AISI304	Per tubo A *For tube*	B
E006937	Ø 42,4 mm 1 2/3" dia.	Ø 12 mm 1/2" dia.

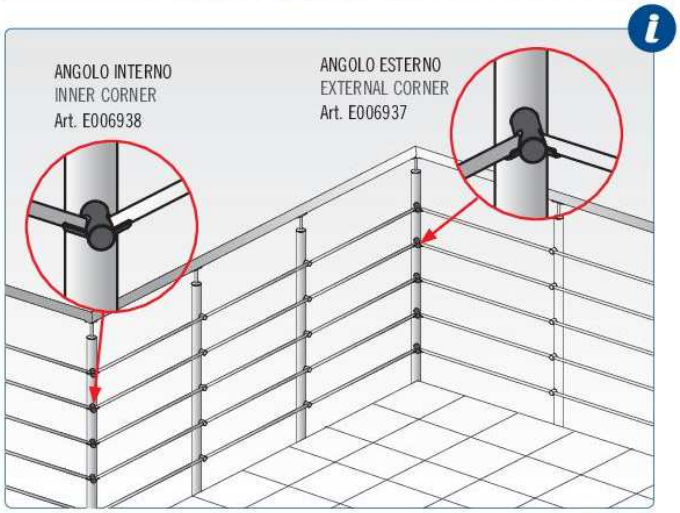

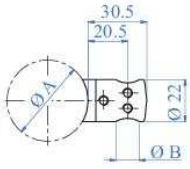

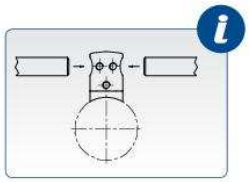

AISI303	AISI316	Per tubo A *For tube*	Foro B *Hole*
E00692100	-	Ø 33,7 mm 1 1/3" dia.	Ø 10,2 mm passante 13/32" dia. through
E00692200	E40422200	Ø 33,7 mm 1 1/3" dia.	Ø 12,2 mm passante 1/2" dia. through
-	E40422300	Ø 33,7 mm 1 1/3" dia.	Ø 14,2 mm passante 9/16" dia. through
E00693100	E40423100	Ø 42,4 mm 1 2/3" dia.	Ø 10,2 mm passante 13/32" dia. through
E00693200	E40423200	Ø 42,4 mm 1 2/3" dia.	Ø 12,2 mm passante 1/2" dia. through
E00693300	-	Ø 42,4 mm 1 2/3" dia.	Ø 14,2 mm passante 9/16" dia. through
E00693400	E40423400	Superficie piana Flat face	Ø 10,2 mm passante 13/32" dia. through
E00693500	E40423500	Superficie piana Flat face	Ø 12,2 mm passante 1/2" dia. through
-	E40423000	Superficie piana Flat face	Ø 14,2 mm passante 9/16" dia. through

SUPPORTI TONDINO AD ANGOLO
ANGLE ROUND BAR HOLDERS

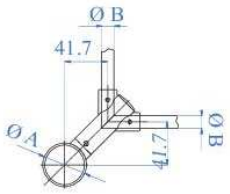

NEW

AISI304	Per tubo A *For tube*	B
E006938	Ø 42,4 mm 1 2/3" dia.	Ø 12 mm 1/2" dia.

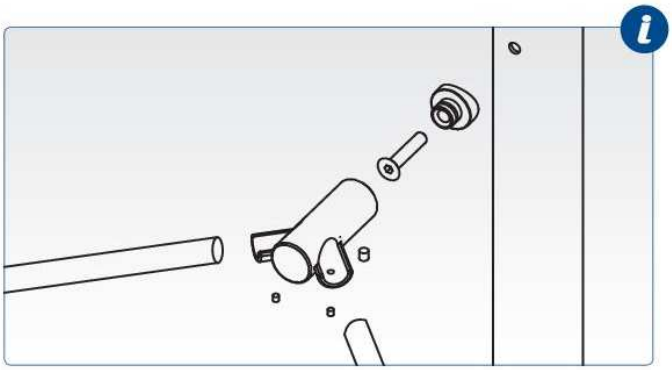

RIPRODUZIONE VIETATA
IAM DESIGN
REPRODUCTION PROHIBITED

ALIMESA 926 86 11 48 ALMAGRO
FUNDICION · FORJA · ARTESANIA

TAMPONAMENTO CON TONDINI - INFILL WITH ROUND BARS

SUPPORTI TONDINO - ROUND BAR HOLDERS

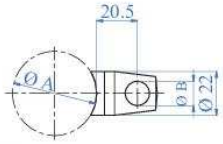

Composto in 2 pezzi completo di grani filettati
Two components, complete with set screws

AISI303	AISI316	Per tubo *For tube* A	Foro *Hole* B
-	E40428100	Ø 33,7 mm 1 1/3" dia.	Ø 10,2 mm 13/32" dia.
-	E40428200	Ø 33,7 mm 1 1/3" dia.	Ø 12,2 mm 1/2" dia.
-	E40428300	Ø 42,4 mm 1 2/3" dia.	Ø 10,2 mm 13/32" dia.
E00698400	E40428400	Ø 42,4 mm 1 2/3" dia.	Ø 12,2 mm 1/2" dia.

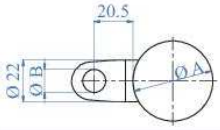

Composto in 2 pezzi completo di grani filettati
Two components, complete with set screws

AISI303	AISI316	Per tubo *For tube* A	Foro *Hole* B
E00699100	E40429100	Ø 33,7 mm 1 1/3" dia.	Ø 10,2 mm 13/32" dia.
-	E40429200	Ø 33,7 mm 1 1/3" dia.	Ø 12,2 mm 1/2" dia.
E00699300	-	Ø 42,4 mm 1 2/3" dia.	Ø 10,2 mm 13/32" dia.
E00699400	-	Ø 42,4 mm 1 2/3" dia.	Ø 12,2 mm 1/2" dia.

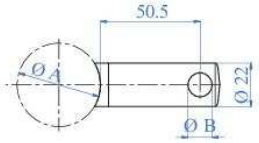

Composto in 2 pezzi completo di grani filettati
Two components, complete with set screws

AISI303	AISI316	Per tubo *For tube* A	Foro *Hole* B
E006931	E006931316	Ø 42,4 mm 1 2/3" dia.	Ø 12,2 mm 1/2" dia.
E00693	E00693316	Ø 42,4 mm 1 2/3" dia.	Ø 14,2 mm 9/16" dia.
E006932	E006932316	Ø 48,3 mm 1 7/8" dia.	Ø 14,2 mm 9/16" dia.
E006934	E006934316	Superficie piana Flat face	Ø 12,2 mm 1/2" dia.
E006935	E006935316	Superficie piana Flat face	Ø 14,2 mm 9/16" dia.

REPRODUCCIÓN PROHIBIDA IAM DESIGN www.iamdesign.com

ALIMESA 926 86 11 48 ALMAGRO
FUNDICION · FORJA · ARTESANIA

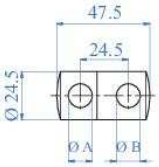

Composto in 2 pezzi completo di grani filettati
Two components, complete with set screws

AISI303	AISI316	Foro *Hole* A	Foro *Hole* B
E006965	–	Ø 12,2 mm 1/2" dia.	Ø 10,2 mm 13/32" dia.
E006966	-	Ø 12,2 mm 1/2" dia.	Ø 12,2 mm 1/2" dia.
E006976	-	Ø 14,2 mm 9/16" dia.	Ø 12,2 mm 1/2" dia.
E00696	–	Ø 16,2 mm 41/64" dia.	Ø 12,2 mm 1/2" dia.
E006977	E006977316	Ø 14,2 mm 9/16" dia.	Ø 14,2 mm 9/16" dia.
E00697	–	Ø 16,2 mm 41/64" dia.	Ø 14,2 mm 9/16" dia.

Possiamo eseguire lucidatura a specchio su richiesta su qualsiasi articolo in AISI 304 e AISI 316

All our AISI 304 and AISI 316 line can be mirror polished on request.

Dopo numerose prove svolte in collaborazione con i principali istituti di ricerca, IAM Design consiglia l'utilizzo dei prodotti lucidati a specchio per applicazioni in AMBIENTE SALINO (fino a 12 km dal mare) o ad alta concentrazione di agenti inquinanti (centro città/zone industriali)

Upon several tests effected with the collaboration of main institutes of research, IAM Design recommends the use of mirror polished products in SALINE SURROUNDINGS only (area within 12 km from the seaside) or in areas with high level of polluting agents (city centres/industrial areas)

PER REALIZZARE PARAPETTI CON BARRE VERTICALI

TO MAKE RAILINGS WITH VERTICAL BARS

RIPRODUZIONE VIETATA IAM DESIGN REPRODUCTION PROHIBITED

ALIMESA
FUNDICION · FORJA · ARTESANIA
926 86 11 48 ALMAGRO

TAMPONAMENTO CON TONDINI - INFILL WITH ROUND BARS

SUPPORTI TONDINO - ROUND BAR HOLDERS

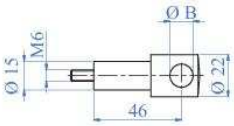

Singolo completo di filetto
One piece, complete with threading

AISI303	AISI316	Per tubo *For tube*	Foro *Hole* B
E00694	E00694316	Superficie piana Flat face	Ø 12,2 mm 1/2" dia.
-	E00695316	Superficie piana Flat face	Ø 14,2 mm 9/16" dia.
E006951	E006951316	Superficie piana Flat face	Ø 16,2 mm 41/64" dia.

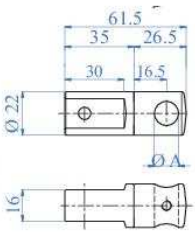

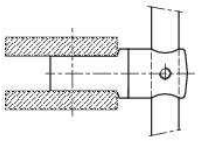

Rigido a due componenti, completo di grani filettati, per piatti
Two components, complete with set screws for mounting between flat bars

AISI303	AISI316	Foro *Hole* A
E00611	E40611	Ø 10,2 mm 13/32" dia.
E00600	E40600	Ø 12,2 mm 1/2" dia.
E00610	E40610	Ø 14,2 mm 9/16" dia.

• TAMPONAMENTO CON TONDINI - INFILL WITH ROUND BARS

SUPPORTI TONDINO - ROUND BAR HOLDERS

BEST PRICE

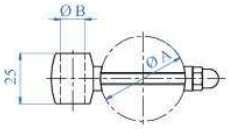

B

AISI303	AISI316	Per tubo *For tube* A	Foro *Hole* B
E00697110	E40427110	Ø 33,7 - Ø 42,4 mm 1 1/3" dia. - 1 2/3" dia.	Ø 10,2 mm 13/32" dia.
E00697210	-	Ø 33,7 - Ø 42,4 mm 1 1/3" dia. - 1 2/3" dia.	Ø 12,2 mm 1/2" dia.

BEST PRICE

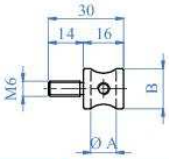

Completo di grano
One piece, complete with set screws

B

AISI303	AISI316	Foro *Hole* A	B
E00621	E00621316	Ø 8,2 mm 21/64" dia.	Ø 16 mm 5/8" dia.
E00620	-	Ø 10,2 mm 13/32" dia.	Ø 16 mm 5/8" dia.
E00622	-	Ø 12,2 mm 1/2" dia.	Ø 18 mm 11/16" dia.



TAMPONAMENTO CON TONDINI - INFILL WITH ROUND BARS

SUPPORTI TONDINO - ROUND BAR HOLDERS

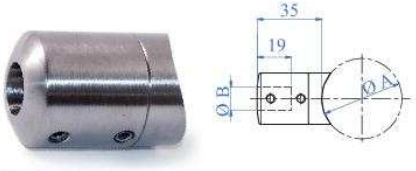

Tondo - Round

A due componenti, completo di grani filettati
Two components, complete with set screws

AISI303	AISI316	Per tubo A *For tube*	Tondino B *Round bar*
E01654	-	Ø 33,7 mm 1 1/3" dia.	Ø 12,2 mm 1/2" dia.
E01651	E41651	Ø 42,4 mm 1 2/3" dia.	Ø 12,2 mm 1/2" dia.
E01653	E41653	Ø 42,4 mm 1 2/3" dia.	Ø 10,2 mm 13/32" dia.
Lucido - Mirror Polished			
X01651	-	Ø 42,4 mm 1 2/3" dia.	Ø 12,2 mm 1/2" dia.

Superficie piana - Flat face

A due componenti, completo di grani filettati
Two components, complete with set screws

AISI303	AISI316	Per tubo *For tube*	Tondino *Round bar* B
E00654	E40654	Superficie piana Flat face	Ø 10,2 mm 13/32" dia.
E00651	E40651	Superficie piana Flat face	Ø 12,2 mm 1/2" dia.
E00652	E40652	Superficie piana Flat face	Ø 14,2 mm 9/16" dia.

Completo di vite speciale M6 e grani filettati
Complete with special M6 screw and set screws

AISI303	Per tubo A *For tube*	Tondino B *Round bar*	a°
E0069991	Ø 42,4 mm 1 2/3" dia.	Ø 12 mm 1/2" dia.	22-33

dritto - straight
Utilizzabile per 90°
Can be used at 90°

AISI303	Per tubo A *For tube*	Tondino B *Round bar*
E006999	Ø 42,4 mm 1 2/3" dia.	Ø 12 mm 1/2" dia.
E0069999	Ø 33,7 mm 1 1/3" dia.	Ø 14 mm 9/16" dia.

IAM DESIGN
REPRODUCTION PROHIBITED
www.iamdesign.com

ALIMESA
FUNDICION · FORJA · ARTESANIA
926 86 11 48 ALMAGRO

TAMPONAMENTO CON TONDINI - INFILL WITH ROUND BARS

SUPPORTI TONDINO - ROUND BAR HOLDERS

SUPPORTO SNODATO
PIVOTABLE BAR CONNECTOR

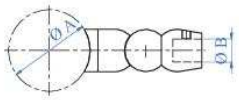

Snodato, completo di grani
Pivotable, complete with set screws

Regolabile - Adjustable

AISI303	AISI316	Per tubo A *For tube*	Tondino B *Round bar*
-	E0075316	Ø 42,4 mm 1 2/3" dia.	Ø 14 mm 9/16" dia.
E0074	-	Ø 42,4 mm 1 2/3" dia.	Ø 12 mm 1/2" dia.
E0073	E0073316	Ø 42,4 mm 1 2/3" dia.	Ø 10 mm 13/32" dia.
E0077	E0077316	Ø 33,7 mm 1 1/3" dia.	Ø 14 mm 9/16" dia.
-	E0078316	Ø 33,7 mm 1 1/3" dia.	Ø 10 mm 13/32" dia.
E0079	E0079316	Superficie piana Flat face	Ø 14 mm 9/16" dia.
E00791	-	Superficie piana Flat face	Ø 12 mm 1/2" dia.
E00792	-	Superficie piana Flat face	Ø 10 mm 13/32" dia.

GIUNZIONE PIEGABILE PER TONDINO
BENDABLE ROUND BAR CONNECTOR

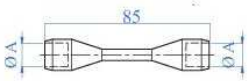

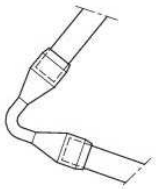

Facilmente modellabile - Easy to model

AISI303	AISI316	Tondino A *Round bar*
E00700	E00700316	Ø 10 mm 13/32" dia.
E00710	E00710316	Ø 12 mm 1/2" dia.
E00720	E00720316	Ø 14 mm 9/16" dia.

GIUNZIONE SNODATA PER TONDINO
PIVOTABLE ROUND BAR CONNECTOR

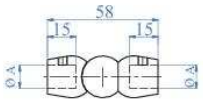

Regolabile - Adjustable

AISI303	AISI316	Tondino A *Round bar*
E0070	E0070316	Ø 12 mm 1/2" dia.
E0071	-	Ø 14 mm 9/16" dia.
E0072	E0072316	Ø 10 mm 13/32" dia.
Lucido - Mirror Polished		
-	X0070316	Ø 12 mm 1/2" dia.

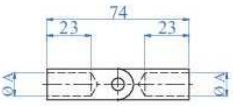

Regolabile - Adjustable

AISI303	AISI316	Tondino A *Round bar*
E0170	E0170316	Ø 12 mm 1/2" dia.
E0171	E0171316	Ø 14 mm 9/16" dia.
E0172	E0172316	Ø 10 mm 13/32" dia.

RIPRODUZIONE VIETATA IAMDESIGN REPRODUCTION PROHIBITED www.iamdesign.com

ROPE SYSTEM - SISTEMI CON FUNE

ACCESSORI PER FUNI - WIRE ACCESSORIES

FUNI 7 X 7
WIRE ROPES 7 X 7

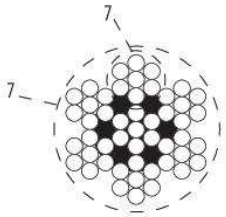

Funi in acciaio Inox
Stainless steel ropes

AISI316	Fune *Rope*	Forza di rottura minima *Minimum brake load*
EF7X704	Ø 4 mm 5/32" dia.	9,00 kN
EF7X705	Ø 5 mm 13/64" dia.	14,00 kN
EF7X706	Ø 6 mm 15/64" dia.	20,00 kN

FUNI 7 X 19
WIRE ROPES 7 X 19

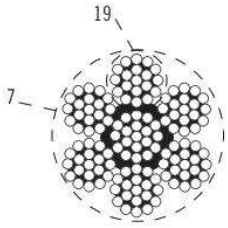

Funi in acciaio Inox
Stainless steel ropes

AISI316	Fune *Rope*	Forza di rottura minima *Minimum brake load*
EF7X1904	Ø 4 mm 5/32" dia.	8,50 kN
EF7X1905	Ø 5 mm 13/64" dia.	14,00 kN
EF7X1906	Ø 6 mm 15/64" dia.	20,00 kN

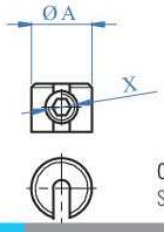

Cilindri di fermo ad un grano
Stopper for wire rope with set screw

AISI303	AISI316	Fune *Rope*	X	Ø A
EA04	EA04316	Ø 4 mm 5/32" dia.	M8	Ø 15 mm 19/32" dia.
EA05	EA05316	Ø 5-6 mm 13/64" - 15/64" dia.	M6	Ø 20 mm 25/32" dia.

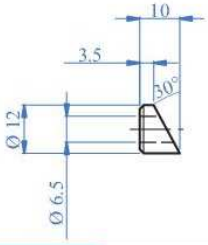

Rondella di spessoramento inclinata per terminali filettati
Sloping washers for threaded terminals

AISI303	AISI316	Per tubo *For tube*	Foro *Hole*
EB06	EB06316	Ø 33,7 mm 1 1/3" dia.	Ø 6,5 mm 17/64" dia.
EB061	EB061316	Ø 42,4 mm 1 2/3" dia.	Ø 6,5 mm 17/64" dia.
-	EB062316	Ø 48,3 mm 1 7/8" dia.	Ø 6,5 mm 17/64" dia.
EB063	EB063316	Superficie piana Flat face	Ø 6,5 mm 17/64" dia.

AISI303	AISI316	Per tubo *For tube*	Foro *Hole*
-	EB07316	Ø 33,7 mm 1 1/3" dia.	Ø 8,5 mm 11/32" dia.
EB071	EB071316	Ø 42,4 mm 1 2/3" dia.	Ø 8,5 mm 11/32" dia.
EB073	EB073316	Superficie piana Flat face	Ø 8,5 mm 11/32" dia.

RIPRODUZIONE VIETATA IAMDESIGN REPRODUCTION PROHIBITED

ALIMESA
FUNDICION · FORJA · ARTESANIA
926 86 11 48 ALMAGRO

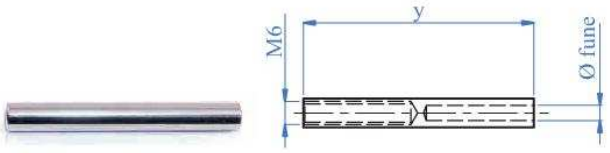

Terminale filettato femmina
Threaded inside terminal

AISI316	Lato *Side*	Fune *Rope*	y
ETF04SX	Sinistro Left	Ø 4 mm 5/32" dia.	60 mm 2 23/64"
ETF05SX	Sinistro Left	Ø 5 mm 13/64" dia.	60 mm 2 23/64"
ETF06SX	Sinistro Left	Ø 6 mm 15/64" dia.	70 mm 2 3/4"
ETF04DX	Destro Right	Ø 4 mm 5/32" dia.	60 mm 2 23/64"
ETF05DX	Destro Right	Ø 5 mm 13/64" dia.	60 mm 2 23/64"
ETF06DX	Destro Right	Ø 6 mm 15/64" dia.	70 mm 2 3/4"

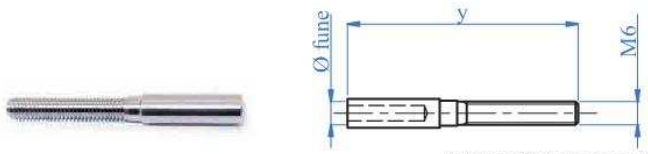

Terminale filettato maschio
Threaded terminal

AISI316	Lato *Side*	Fune *Rope*	y
ETM04SX	Sinistro Left	Ø 4 mm 5/32" dia.	60 mm 2 23/64"
ETM05SX	Sinistro Left	Ø 5 mm 13/64" dia.	60 mm 2 23/64"
ETM06SX	Sinistro Left	Ø 6 mm 15/64" dia.	70 mm 2 3/4"
ETM04DX	Destro Right	Ø 4 mm 5/32" dia.	60 mm 2 23/64"
ETM05DX	Destro Right	Ø 5 mm 13/64" dia.	60 mm 2 23/64"
ETM06DX	Destro Right	Ø 6 mm 15/64" dia.	70 mm 2 3/4"

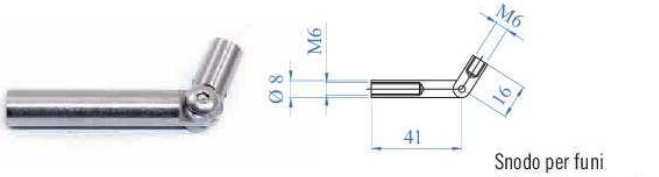

Snodo per funi
Adjustable connector

AISI303	AISI316	Descrizione *Description*
ED05	ED05316	Snodo con 2 filetti interni M6 Adjustable ropes with 2 M6 thread

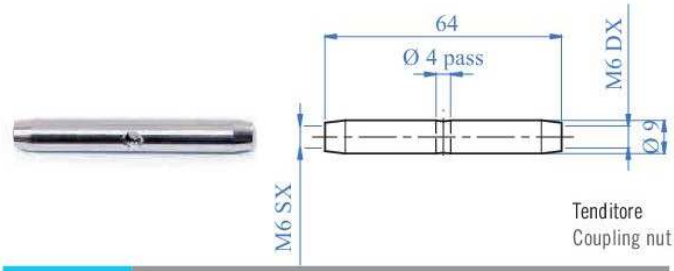

Tenditore
Coupling nut

AISI316	Descrizione *Description*
ET06	Tenditore con filettature interne sinistra/destra M6 Domed head nut right hand thread M6

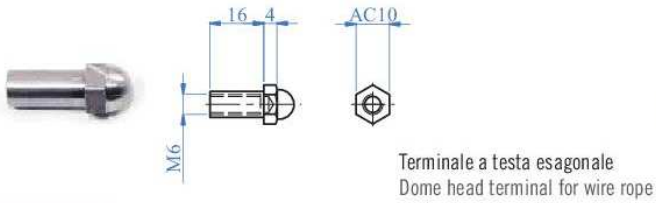

Terminale a testa esagonale
Dome head terminal for wire rope

AISI316	Descrizione *Description*
ED06	Dado cieco con gambo prolungato filettatura destra M6 Domed head nut right hand thread M6
ED06SX	Dado cieco con gambo prolungato filettatura sinistra M6 Domed head nut left hand thread M6

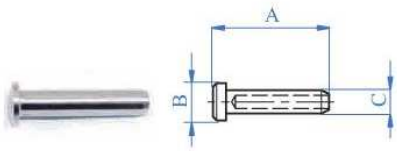

Terminale a testa battente per fune, da pressare
Terminal with hexagonal head, to be crimped

AISI303	AISI316	Fune *Rope*	A	B	C
ETTB04304	ETTB04	Ø 4 mm 5/32" dia.	31 mm 1 7/32"	10 mm 3/8"	6,5 mm 1/4"
ETTB05304	ETTB05	Ø 5 mm 13/64" dia.	40 mm 1 9/16"	12 mm 1/2"	7,8 mm 5/16"
ETTB06304	ETTB06	Ø 6 mm 15/64" dia.	44 mm 1 3/4"	14 mm 9/16"	9 mm 11/32"

ALIMESA 926 86 11 48 ALMAGRO
FUNDICION · FORJA · ARTESANIA

Terminale filettato per legno
Threaded terminal for wood

NEW

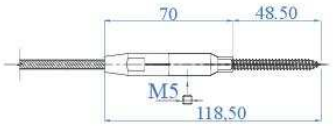

CRIMP LESS

AISI316	Descrizione *Description*	Fune *Rope*
ETSM3010	Filettatura a destra Right hand thread	Ø 4-5-6 mm 5/32"-13/64"-15/64" dia.
ETSM3010/SX	Filettatura a sinistra Left hand thread	Ø 4-5-6 mm 5/32"-13/64"-15/64" dia.

NEW

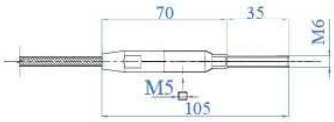

AISI316	Fune *Rope*
ETSM3000	Ø 4-5-6 mm 5/32"-13/64"-15/64" dia.

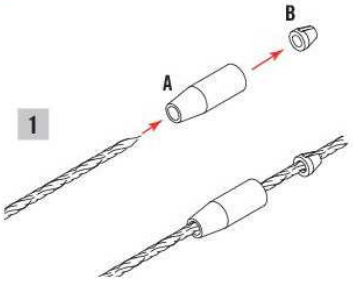

INSERIRE LA FUNE ALL'INTERNO DELLA PUNTA DELLE PARTI A E B
INSERT THE CABLE INSIDE THE POINT OF PARTS A AND B

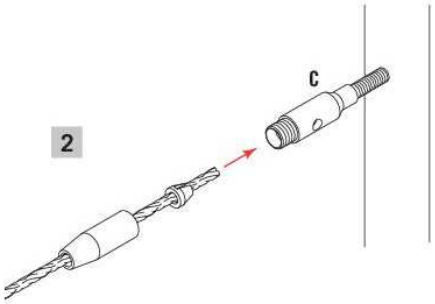

UNIRE GLI ELEMENTI CON LA PARTE C
JOIN THE ELEMENTS WITH PART C

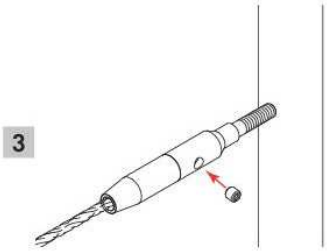

AVVIARE L'ARTICOLO ETSM3000 CON LA BRUGOLA IN DOTAZIONE
FIX ART. ETSM3000 WITH THE SOCKET HEAD SCREW SUPPLIED

REPRODUCTION PROHIBITED
www.iamdesign.com

Terminale femmina destro e sinistro, filettato M6
Left and right female end fitting, thread M6

NEW

AISI316	Descrizione *Description*	Fune *Rope*
ETFTS04DX	Filettatura a destra Right hand thread	Ø 4 mm 5/32" dia.
ETFTS04SX	Filettatura a sinistra Left hand thread	Ø 4 mm 5/32" dia.
ETFTS05DX	Filettatura a destra Right hand thread	Ø 5 mm 13/64" dia.
ETFTS05SX	Filettatura a sinistra Left hand thread	Ø 5 mm 13/64" dia.
ETFTS06DX	Filettatura a destra Right hand thread	Ø 6 mm 15/64" dia.
ETFTS06SX	Filettatura a sinistra Left hand thread	Ø 6 mm 15/64" dia.



AISI316	Descrizione *Description*	Fune *Rope*
ETS4	Filettatura a destra Right hand thread	Ø 4 mm 5/32" dia.
ETS5	Filettatura a destra Right hand thread	Ø 5 mm 13/64" dia.
ETS6	Filettatura a destra Right hand thread	Ø 6 mm 15/64" dia.

CRIMP LESS

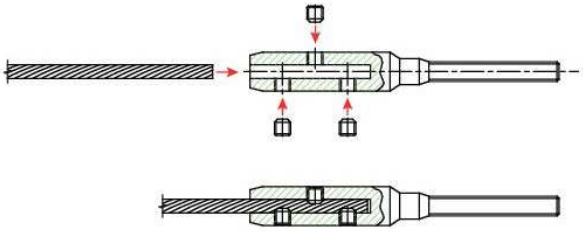

CRIMP LESS

Terminale filettato swageless maschio M6
Swageless thread terminal M6

AISI316	Fune *Rope*	Filetto *Thread*	Dado *Nut*	A
ETSM8	Ø 4 mm 5/32" dia.	M6	M8	90 mm 3 9/16"
ETSM10	Ø 5 mm 13/64" dia.	M6	M10	107 mm 4 11/64"
ETSM12	Ø 6 mm 15/64" dia.	M6	M12	119 mm 4 23/32"

1

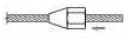

INSERIRE LA FUNE ALL'INTERNO DELLA PUNTA DELL'ART. ETSM8
INSERT THE CABLE ON THE INSIDE OF THE POINT OF ARTICLE: ETSM8

2

SROTOLARE LA FUNE ED INSERIRE L'OGIVA SULLA PARTE CENTRALE DELLA FUNE
UNROLL HTE CABLE AND INSERT THE NOSE OF THE CENTRAL PART OF THE CABLE

3

RIAVVOLGERE ATTORNO ALL'OGIVA IN MODO TALE DA FORMARE UN PEZZO UNICO E INSERIRE LA FUNE ALL'INTERNO DELLA PUNTA DELL'ART. ETSM8
ROLL AROUND TO FORM ONE PIECE AND INSERT CABLE ON THE INSIDE OF THE POINT OF ARTICLE: ETSM8

4

AVVITARE LA PARTE FINALE DELL'ART. ETSM8
SCREW IN THE FINAL PART OF ARTICLE: ETSM8

5

BLOCCARE CON IL DADO IN DOTAZIONE
BLOCK WITH THE ENCLOSED NUT

RIPRODUZIONE VIETATA

REPRODUCTION PROHIBITED

ALIMESA
FUNDICION · FORJA · ARTESANIA
926 86 11 48 ALMAGRO

ROPE SYSTEM - SISTEMI CON FUNE

ACCESSORI PER FUNI - WIRE ACCESSORIES

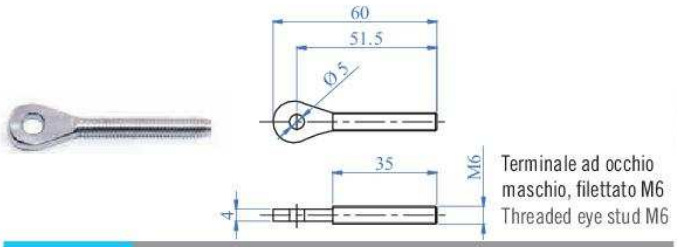

Terminale ad occhio maschio, filettato M6
Threaded eye stud M6

AISI316	Descrizione *Description*
ETFM06DX	Filettatura a destra Right hand thread
ETFM06SX	Filettatura a sinistra Left hand thread

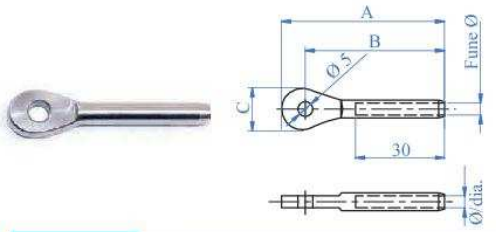

Terminale ad occhio femmina da pressare
Eye terminal to crimp

AISI316	Fune *Rope*	A	B	C	Ø/dia.
ETFF04	Ø 4 mm 5/32" dia.	55 mm 2 7/8"	48 mm 1 7/8"	13,5 mm 33/64"	6,3 mm 1/4"
ETFF05	Ø 5 mm 13/64" dia.	55 mm 2 7/8"	48 mm 1 7/8"	13,5 mm 33/64"	8 mm 5/16"
ETFF06	Ø 6 mm 15/64" dia.	56,5 mm 2 7/32"	48 mm 1 7/8"	14 mm 9/16"	9 mm 11/32"

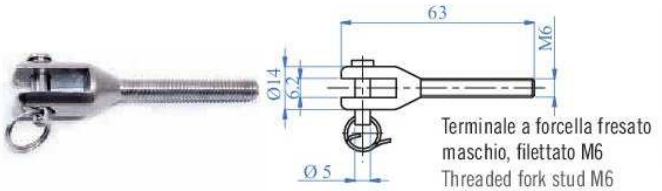

Terminale a forcella fresato maschio, filettato M6
Threaded fork stud M6

AISI316	Descrizione *Description*
ETMT06DX	Filettatura a destra Right hand thread
ETMT06SX	Filettatura a sinistra Left hand thread

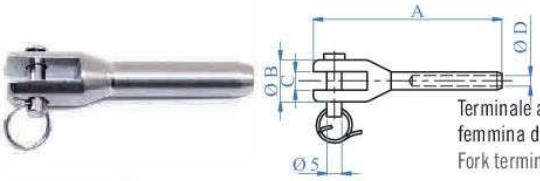

Terminale a forcella fresato femmina da pressare
Fork terminal to crimp

AISI316	Fune *Rope*	A	Ø B	C	D
ETFT04	Ø 4 mm 5/32" dia.	63 mm 2 31/64"	14 mm 9/16"	6,5 mm 1/4"	6,5 mm 1/4"
ETFT05	Ø 5 mm 13/64" dia.	63 mm 2 31/64"	14 mm 9/16"	6,5 mm 1/4"	7,5 mm 9/32"
ETFT06	Ø 6 mm 15/64" dia.	63 mm 2 31/64"	14 mm 9/16"	6,5 mm 1/4"	9 mm 11/32"

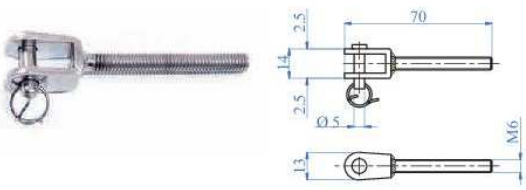

Terminale a forcella saldato maschio, filettato M6
Threaded welded fork stud M6

AISI304	Descrizione *Description*
ETMS06DX	Filettatura a destra Right hand thread
ETMS06SX	Filettatura a sinistra Left hand thread

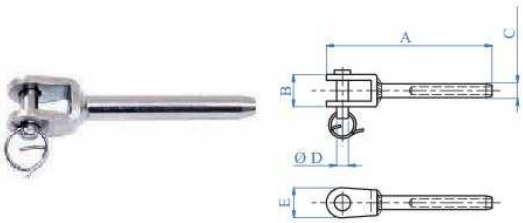

Terminale a forcella saldato femmina da pressare
Welded fork terminal to crimp

AISI304	Fune *Rope*	A	B	C	Ø D	E
ETFS04	Ø 4 mm 5/32" dia.	72 mm 2 13/16"	13 mm 33/64"	6,5 mm 1/4"	4,8 mm 3/16"	13 mm 33/64"
ETFS05	Ø 5 mm 13/64" dia.	80 mm 3 5/32"	15 mm 19/32"	7,5 mm 9/32"	5,8 mm 7/32"	15 mm 19/32"
ETFS06	Ø 6 mm 15/64" dia.	87 mm 3 7/16"	18 mm 45/64"	9 mm 11/32"	7,8 mm 5/16"	18 mm 45/64"

RIPRODUZIONE VIETATA IAM DESIGN REPRODUCTION PROHIBITED www.iamdesign.com

ALIMESA
FUNDICION · FORJA · ARTESANIA
926 86 11 48 ALMAGRO



Utensile per il taglio delle funi fino a Ø 8 mm
Shearing tool for wire ropes up to 5/16" dia.

Art. no.
E40690

RIPRODUZIONE VIETATA IAM DESIGN REPRODUCTION PROHIBITED

ALIMESA
FUNDICION · FORJA · ARTESANIA
926 86 11 48 ALMAGRO

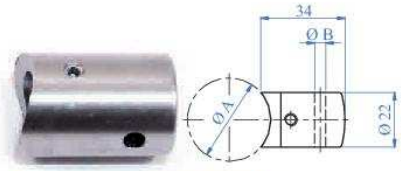

Supporto per fune esterna
Wire rope support external, through

AISI303	AISI316	Per tubo A *For tube*	Foro B *Hole*	Fune *Rope*
ESF04	ESF04316	Ø 33,7 mm 1 1/3" dia.	Ø 4,5 mm 11/64" dia.	Ø 4 mm 5/32" dia.
ESF05	ESF05316	Ø 33,7 mm 1 1/3" dia.	Ø 5,5 mm 7/32" dia.	Ø 5 mm 13/64" dia.
ESF06	ESF06316	Ø 33,7 mm 1 1/3" dia.	Ø 6,5 mm 17/64" dia.	Ø 6 mm 15/64" dia.
ESF041	ESF041316	Ø 42,4 mm 1 2/3" dia.	Ø 4,5 mm 11/64" dia.	Ø 4 mm 5/32" dia.
ESF051	ESF051316	Ø 42,4 mm 1 2/3" dia.	Ø 5,5 mm 7/32" dia.	Ø 5 mm 13/64" dia.
ESF061	ESF061316	Ø 42,4 mm 1 2/3" dia.	Ø 6,5 mm 17/64" dia.	Ø 6 mm 15/64" dia.
ESF042	ESF042316	Ø 48,3 mm 1 7/8" dia.	Ø 4,5 mm 11/64" dia.	Ø 4 mm 5/32" dia.
ESF052	ESF052316	Ø 48,3 mm 1 7/8" dia.	Ø 5,5 mm 7/32" dia.	Ø 5 mm 13/64" dia.
ESF062	ESF062316	Ø 48,3 mm 1 7/8" dia.	Ø 6,5 mm 17/64" dia.	Ø 6 mm 15/64" dia.
ESF053	-	Superficie piana Flat face	Ø 5,5 mm 7/32" dia.	Ø 5 mm 13/64" dia.
ESF063	ESF063316	Superficie piana Flat face	Ø 6,5 mm 17/64" dia.	Ø 6 mm 15/64" dia.

AISI316	Dado *Nut*
EDADM602	M6 filetto destro M6 right thread
EDADM602SX	M6 filetto sinistra M6 left thread

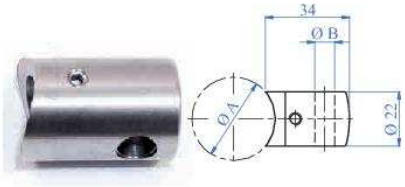

Supporto per fune esterna con terminale già pressato
Supports for external wire ropes with crimped terminals

AISI303	AISI316	Per tubo A *For tube*	Foro B *Hole*	Fune *Rope*
ESF08	ESF08316	Ø 33,7 mm 1 1/3" dia.	Ø 8 mm 5/16" dia.	Ø 4-5-6 mm 5/32"-13/64"-15/64" dia.
ESF081	ESF081316	Ø 42,4 mm 1 2/3" dia.	Ø 8 mm 5/16" dia.	Ø 4-5-6 mm 5/32"-13/64"-15/64" dia.
ESF082	-	Ø 48,3 mm 1 7/8" dia.	Ø 8 mm 5/16" dia.	Ø 4-5-6 mm 5/32"-13/64"-15/64" dia.
ESF083	-	Superficie piana Flat face	Ø 8 mm 5/16" dia.	Ø 4-5-6 mm 5/32"-13/64"-15/64" dia.

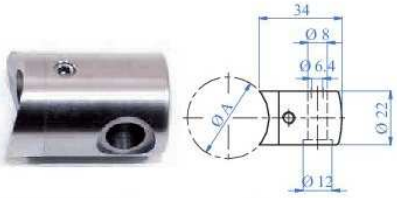

Supporto terminale per fune esterna
Terminal supports for external wire rope

AISI303	AISI316	Per tubo *For tube*	Fune *Rope*
EST04DX	-	Ø 33,7 mm 1 1/3" dia.	Ø 4-5-6 mm 5/32"-13/64"-15/64" dia.
EST04SX	EST05SX	Ø 33,7 mm 1 1/3" dia.	Ø 4-5-6 mm 5/32"-13/64"-15/64" dia.
EST041DX	EST051DX	Ø 42,4 mm 1 2/3" dia.	Ø 4-5-6 mm 5/32"-13/64"-15/64" dia.
EST041SX	EST051SX	Ø 42,4 mm 1 2/3" dia.	Ø 4-5-6 mm 5/32"-13/64"-15/64" dia.
-	EST052DX	Ø 48,3 mm 1 7/8" dia.	Ø 4-5-6 mm 5/32"-13/64"-15/64" dia.
EST042SX	-	Ø 48,3 mm 1 7/8" dia.	Ø 4-5-6 mm 5/32"-13/64"-15/64" dia.
EST043DX	EST053DX	Superficie piana Flat face	Ø 4-5-6 mm 5/32"-13/64"-15/64" dia.
EST043SX	-	Superficie piana Flat face	Ø 4-5-6 mm 5/32"-13/64"-15/64" dia.

B

AISI316	Fune *Rope*
E1106	Ø 4-5-6 mm 5/32"-13/64"-15/64" dia.

RIPRODUZIONE VIETATA IAM DESIGN REPRODUCTION PROHIBITED www.iamdesign.com

ALIMESA
FUNDICION · FORJA · ARTESANIA
926 86 11 48 ALMAGRO

NEW

AISI304	A	H	Ø
E00670	40 mm 1 9/16"	980 mm 38 19/32"	Ø 42,4 mm /piatto 1 2/3" dia. /flat

Barre piatte per supporti fune
Flat bars for rope supports

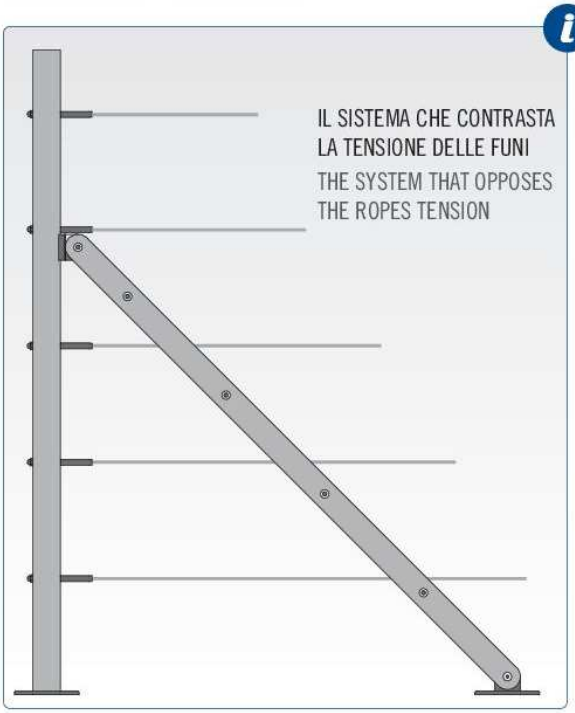

IL SISTEMA CHE CONTRASTA LA TENSIONE DELLE FUNI
THE SYSTEM THAT OPPOSES THE ROPES TENSION



RIPRODUZIONE VIETATA
IAM DESIGN
REPRODUCTION PROHIBITED

ALIMESA
FUNDICION · FORJA · ARTESANIA
926 86 11 48 ALMAGRO

ROPE SYSTEM - SISTEMI CON FUNE

ACCESSORI PER FUNI - WIRE ACCESSORIES

Golfare maschio
Ring bolt

AISI304	A	C	D	E	F	G	MkN
E8463591	M8	49 mm 1 15/16"	20 mm 3/4"	36 mm 1 3/8"	8 mm 5/16"	13,0 mm 33/64	1,0 kN
E8463592	M10	62 mm 2 7/16	25 mm 1"	45 mm 1 3/4"	10 mm 3/8"	17,0 mm 2/3"	1,7 kN
E8463593	M12	73 mm 2 61/64"	30 mm 1 3/16"	54 mm 2 3/64"	12 mm 1/2"	20,5 mm 13/16"	2,4 kN

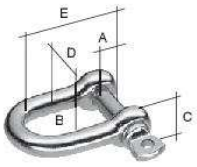

AISI304	A	C	D	E	MkN
E8461008	5 mm 13/64"	10 mm 3/8"	10 mm 3/8"	17 mm 21/32"	3,14 kN
E8444938	6 mm 1/4"	12 mm 1/2"	12 mm 1/2"	21 mm 13/16"	3,82 kN
E8444939	8 mm 5/16"	16 mm 5/8"	16 mm 5/8"	28 mm 1 3/32"	4,90 kN
E8444940	10 mm 3/8"	19 mm 3/4"	19 mm 3/4"	35 mm 1 3/8"	8,83 kN
E8461009	12 mm 1/2"	24 mm 15/16"	24 mm 15/16"	41 mm 1 5/8"	11,77 kN
E8444941	13,0 mm 33/64	26 mm 1 1/32"	26 mm 1 1/32"	45 mm 1 25/32"	13,79 kN

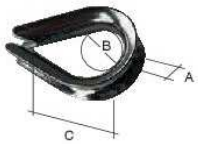

Redancia singola
Thimble separate

AISI304	Ø	A	B	C
E8402008	4 mm 5/32" dia.	8 mm 5/16"	13 mm 33/64"	20 mm 3/4"
E8402009	5 mm 13/64"	9,0 mm 23/64"	16 mm 5/8"	25 mm 1"
E8402010	6 mm 1/4"	10 mm 3/8"	18 mm 45/64"	28 mm 1 3/32"

IAMDesign offre un servizio personalizzato per le funi con l'uso di macchinari specifici per tagliare e stringere il cavo secondo i vostri progetti.
Potete semplicemente compilare la scheda sotto e inviarla a noi per email o fax
info@iamdesign.com o fax: +39 0445 580 874

IAMDesign offers a custom rope service by using specific machineries that allows to cut and crimp the rope as per your project needs.
You can simply fill the question sheets below and send it to us by e-mail or by fax
info@iamdesign.com or fax: +39 0445 580 874

Capocorda con redancia e boccola a pressione Loop with thimble and press sleeve

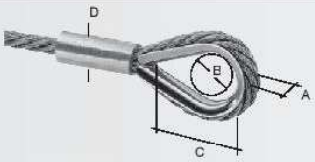

Fune - *Rope*	A	B	C	D
Ø 4 mm - 5/32" dia.	8 mm 5/16"	13 mm 33/64"	20 mm 3/4"	9,0 mm 23/64"
Ø 5 mm - 13/64"dia.	9,0 mm 23/64"	16 mm 5/8"	25 mm 1"	11 mm 7/16"
Ø 6 mm - 15/64" dia.	10 mm 3/8"	18 mm 45/64"	28 mm 1 3/32"	13 mm 1/2"

1 Quale fune? Which Rope?	2 Quale versione? Which Version?	3 Che lunghezza? Which Length?		4 Quantità? Quantity?
☐ Ø 4 mm - 5/32" dia.	☐ 1 occhiello - Loop	X1	X1 ____ mm	Nr. ____
☐ Ø 5 mm - 13/64"dia.				
☐ Ø 6 mm - 15/64" dia.	☐ 2 occhielli - Loop	X2	X2 ____ mm	Nr. ____

Capocorda con boccola a pressione Loop with press sleeve

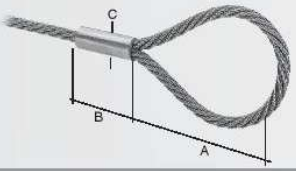

Fune - *Rope*	A	B	C
Ø 4 mm - 5/32" dia.	60 mm 2 3/8"	20 mm 3/4"	8 mm 5/16"
Ø 5 mm - 13/64"dia.	75 mm 2 15/16"	25 mm 1"	9,0 mm 23/64"
Ø 6 mm - 15/64" dia.	90 mm 2 17/32"	30 mm 1 3/16"	12 mm 1/2"

1 Quale fune? Which Rope?	2 Quale versione? Which Version?	3 Che lunghezza? Which Length?		4 Quantità? Quantity?
☐ Ø 4 mm - 5/32" dia.	☐ 1 occhiello - Loop	X1	X1 ____ mm	Nr. ____
☐ Ø 5 mm - 13/64"dia.				
☐ Ø 6 mm - 15/64" dia.	☐ 2 occhielli - Loop	X2	X2 ____ mm	Nr. ____

RIPRODUZIONE VIETATA IAMDESIGN REPRODUCTION PROHIBITED www.iamdesign.com

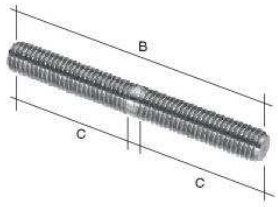

Perno filettato sinistrorso e destrorso
Grub screw right - left hand

AISI304	Filetto esterno *External thread*	B	C
E8461146	M4	45 mm 1 25/32"	20 mm 3/4"
E8461147	M5	65 mm 2 9/16"	30 mm 1 3/16"
E8461148	M6	65 mm 2 9/16"	30 mm 1 3/16"
E8461149	M8	65 mm 2 9/16"	30 mm 1 3/16"



Perno filettato
Grub screw

AISI304 R- hand thread	AISI304 L- hand thread	Filetto esterno *External thread*	B
E8461128	E8461129	M4	30 mm 1 3/16"
E8461130	E8461131	M5	40 mm 1 9/16"
E8461132	E8461133	M6	40 mm 1 9/16"
E8461134	E8461135	M9	60 mm 2 3/8"

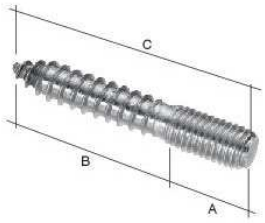

Vite prigioniera
Dowel screw with thread

AISI304 R- hand thread	AISI304 L- hand thread	Filetto esterno *External thread*	A	B	C
E8461156	E8461157	M5	20 mm 3/4"	30 mm 1 3/16"	50 mm 1 31/32"
E8461158	E8461159	M6	30 mm 1 3/16"	44 mm 1 23/32"	74 mm 2 29/32"
E8461160	E8461161	M8	40 mm 1 9/16"	60 mm 2 3/8"	100 mm 3 15/16"

Dado esagonale
Hexagon nut

AISI304 R- hand thread	AISI304 L- hand thread	Filett. interna *Inside thread*	A	B
E8449398	E8449453	M5	4 mm 5/32"	8 mm 5/16"
E8439656	E8449454	M6	5,0 mm 3/16"	10 mm 3/8"
E8439659	E8449455	M8	6,5 mm 17/64"	13 mm 33/64"

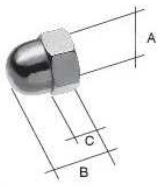

Dado cieco
Cap nut

AISI304	Filett. destrorsa *Right hand thread*	A	B	C
E8449370	M5	10 mm 3/8"	8 mm 5/16"	5,9 mm 15/64"
E8449240	M6	12 mm 1/2"	10 mm 3/8"	6 mm 15/64"
E8449241	M8	15 mm 19/32"	13 mm 33/64"	8,5 mm 11/32"
E8449242	M10	18 mm 11/16"	17 mm 21/32"	10 mm 3/8"

ACCESSORI MONTAGGIO ROPE SYSTEM
ROPE SYSTEM ASSEMBLING ACCESSORIES

Pressaterminali manuale, utensile oleodinamico per la compressione dei terminali
Manual crimping tool, Hydraulic crimping tool for pressing the terminal support for wire ropes

B

Cod.art. Art. no. E40685

Forza sviluppata 50 kN
Generated power 50 kN

RIPRODUZIONE VIETATA IAM DESIGN REPRODUCTION PROHIBITED

ALIMESA
FUNDICION · FORJA · ARTESANIA
926 86 11 48 ALMAGRO

ROPE SYSTEM - SISTEMI CON FUNE

ACCESSORI PER FUNI - WIRE ACCESSORIES

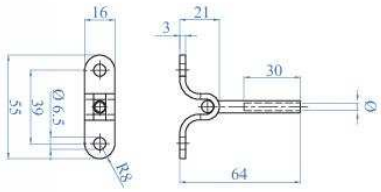

AISI316	Fune Ø *Dia. Rope*
EMM04	Ø 4 mm 5/32" dia.
EMM05	Ø 5 mm 13/64" dia.
EMM06	Ø 6 mm 15/64" dia.

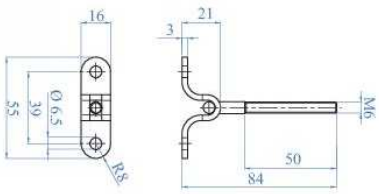

AISI316	Fune *Rope*
EMMF06DX	Filettatura a destra Right hand thread
EMMF06SX	Filettatura a sinistra Left hand thread



ESEMPI DI APPLICAZIONE
EXAMPLES OF APPLICATIONS

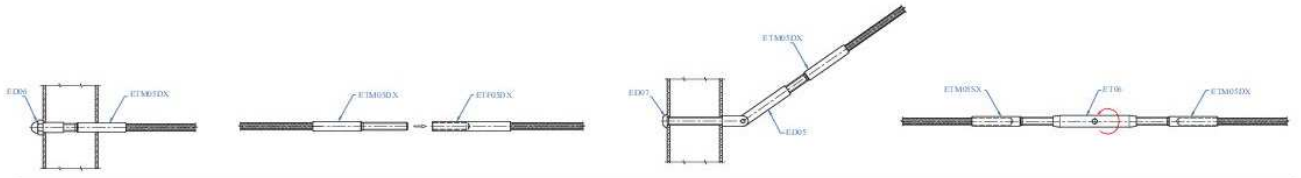

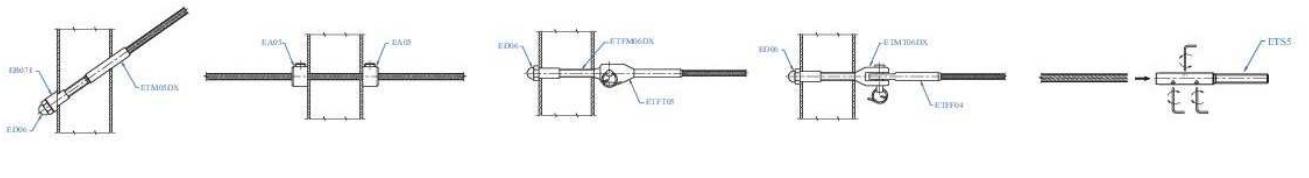

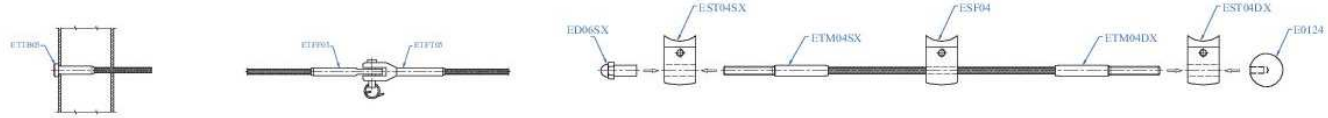

RIPRODUZIONE VIETATA
IAM DESIGN
REPRODUCTION PROHIBITED
www.iamdesign.com

ALIMESA
FUNDICION · FORJA · ARTESANIA
926 86 11 48 ALMAGRO

ACCESSORI MONTAGGIO ROPE SYSTEM
ROPE SYSTEM ASSEMBLING ACCESSORIES

NEW

Art. no.
E40680

Utensile oleodinamico con testa ruotabile di 180 °, portatile azionato a batteria adatto alla pressatura di terminali per funi.
Corredo composto da:
• Utensile base con batteria, cinghia da polso e tracolla
• Batteria di riserva
• Caricabatterie

Portable oil-dynamic battery tool with pivotable head for pressing wire ropes.
Kit composed of:
-basic tool with battery, wrist strap and shoulder strap;
-spare battery;
-battery charger

DISPONIBILE ANCHE A NOLEGGIO
ALSO FOR RENT

NEW

Art. no.
E40685

Pressaterminali idraulico manuale per unire la fune al terminale.
Leggero e facile da usare

Manual hydraulic crimping tool to press wire ropes.
Light and easy to use.

Forza sviluppata 50 kN
Generated power 50 kN

RIPRODUZIONE VIETATA
REPRODUCTION PROHIBITED



ALIMESA
FUNDICION · FORJA · ARTESANIA
926 86 11 48 ALMAGRO

• MONTANTI - NEWEL POSTS

MONTANTI CERTIFICATI - CERTIFIED NEWEL POSTS

CONSIGLIAMO L'USO DI QUESTI PIANTONI PER FORMARE KIT STRUTTURALI IN EDIFICI RESIDENZIALI QUALI ABITAZIONI UNIFAMIGLIARI, UFFICI CON AREE NON APERTE AL PUBBLICO, AREE AGRICOLE RURALI ECC.COME RIPORTATO IN TAB. 1
WE RECOMMEND THE USE OF THESE NEWEL POSTS TO CREATE STRUCTURAL KITS IN RESIDENTIAL BUILDINGS LIKE SINGLE FAMILY HOMES, OFFICES WITH AREAS NOT OPEN TO THE PUBLIC, AGRICULTURAL RURAL AREAS ETC. AS REPORTED IN TAB. 1

TESTED

carico di progetto design load	1 kN
carico di rottura ultimate strength	1,5 kN

CE

1 kN

AISI304	AISI316	Snodato *Pivotable*	Tubo *Tube*
-	EM4480000S1K	Si - Yes	48,3 mm
-	EM4480000F1K	No	48,3 mm

Rinforzati alla base dell'ancoraggio - Reinforced at the base of the anchorage

AISI304	AISI316	Snodato *Pivotable*	Tubo *Tube*
EL2480000S1K	EL4480000S1K	Si - Yes	48,3 mm
EL2480000F1K	EL4480000F1K	No	48,3 mm

I MONTANTI SONO DISPONIBILI ANCHE LUCIDATI A SPECCHIO. SU RICHIESTA
THE NEWEL POSTS ARE ALSO AVAILABLE IN MIRROR POLISHED VERSION. UPON REQUEST

I MONTANTI SONO DISPONIBILI ANCHE VERSIONE IN FERRO ZINCATO A FREDDO . SU RICHIESTA
THE NEWEL POSTS ARE ALSO AVAILABLE IN COLD GALVANISED IRON VERSION. UPON REQUEST

ALIMESA
FUNDICION · FORJA · ARTESANIA
926 86 11 48 ALMAGRO

MONTANTI - NEWEL POSTS

MONTANTI CERTIFICATI - CERTIFIED NEWEL POSTS

2 kN

CE

TESTED

carico di progetto design load	2 kN
carico di rottura ultimate strength	3 kN

CONSIGLIAMO L'USO DI QUESTI PIANTONI PER FORMARE KIT STRUTTURALI IN AREE APERTE AL PUBBLICO CON BASSA AFFLUENZA QUALI SALE PER CONFERENZE DI MEDIE E PICCOLE DIMENSIONI, AULEE MAGNE, PICCOLI TEATRI E CINEMA ECC.COME RIPORTATO IN TAB. 1
WE RECOMMEND THE USE OF THESE NEWEL POSTS TO CREATE STRUCTURAL KITS IN AREAS OPEN TO THE PUBLIC WITH LOW AFFLUENCE LIKE CONFERENCE ROOMS OF MEDIUM AND SMALL DIMENSIONS, GREAT HALLS, SMALL THEATERS AND CINEMAS ETC. AS REPORTED IN TAB. 1

2kN

AISI304	AISI316	Snodato *Pivotable*	Tubo *Tube*
EM2600000S2K	EM4600000S2K	Si - Yes	60,3 mm
EM2600000F2K	EM4600000F2K	No	60,3 mm

2kN

Rinforzati alla base dell'ancoraggio - Reinforced at the base of the anchorage

AISI304	AISI316	Snodato *Pivotable*	Tubo *Tube*
EL2600000S2K	EL4600000S2K	Si - Yes	60,3 mm
EL2600000F2K	EL4600000F2K	No	60,3 mm

I MONTANTI SONO DISPONIBILI ANCHE LUCIDATI A SPECCHIO. SU RICHIESTA
THE NEWEL POSTS ARE ALSO AVAILABLE IN MIRROR POLISHED VERSION. UPON REQUEST

I MONTANTI SONO DISPONIBILI ANCHE VERSIONE IN FERRO ZINCATO A FREDDO . SU RICHIESTA
THE NEWEL POSTS ARE ALSO AVAILABLE IN COLD GALVANISED IRON VERSION. UPON REQUEST

RIPRODUZIONE VIETATA IAM DESIGN REPRODUCTION PROHIBITED www.iamdesign.com

ALIMESA
FUNDICION · FORJA · ARTESANIA
926 86 11 48 ALMAGRO

• MONTANTI - NEWEL POSTS

MONTANTI CERTIFICATI - CERTIFIED NEWEL POSTS

CONSIGLIAMO L'USO DI QUESTI PIANTONI PER FORMARE KIT STRUTTURALI IN AREE SUSCETTIBILI DI AFFOLLAMENTO DI PERSONE QUALI: ALBERGHI, OSPEDALI, STAZIONI FERROVIARIE, SALE DA ESPOSIZIONE ECC. COME RIPORTATO IN TAB. 1
WE RECOMMEND THE USE OF THESE NEWEL POSTS TO CREATE STRUCTURAL KITS IN CROWDED AREAS LIKE HOTELS, HOSPITALS, RAILWAY STATIONS, EXHIBITION HALLS ETC. AS REPORTED IN TAB. 1

TESTED

carico di progetto design load	3 kN
carico di rottura ultimate strength	4,5 kN

CE

3 kN

AISI304	AISI316	Snodato *Pivotable*	Tubo *Tube*
EM2600000S3K	EM4600000S3K	Si - Yes	60,3 mm
EM2600000F3K	EM4600000F3K	No	60,3 mm

Rinforzati alla base dell'ancoraggio - Reinforced at the base of the anchorage

AISI304	AISI316	Snodato *Pivotable*	Tubo *Tube*
EL2600000S3K	EL4600000S3K	Si - Yes	60,3 mm
EL2600000F3K	EL4600000F3K	No	60,3 mm

I MONTANTI SONO DISPONIBILI ANCHE LUCIDATI A SPECCHIO. SU RICHIESTA
THE NEWEL POSTS ARE ALSO AVAILABLE IN MIRROR POLISHED VERSION. UPON REQUEST

I MONTANTI SONO DISPONIBILI ANCHE VERSIONE IN FERRO ZINCATO A FREDDO . SU RICHIESTA
THE NEWEL POSTS ARE ALSO AVAILABLE IN COLD GALVANISED IRON VERSION. UPON REQUEST

• MONTANTI - NEWEL POSTS

MONTANTI A SEZIONE CIRCOLARE - ROUND SECTION NEWEL POSTS

AISI304	AISI316	IRON	IRON RAW	X	H
Satinato - Satin Finish / Ferro Zincato Verniciabile - Galvanized Iron					
E00421	E00421316	-	-	33,7 x 2,0 mm	1000 mm
E0042	E0042316	I0042	F0042	42,4 x 2,0 mm	1000 mm
E0040	E0040316	-	-	42,4 x 2,0 mm	1200 mm
Lucido - Mirror Polished					
X0042	X0042316	-	-	42,4 x 2,0 mm	1000 mm

Completo di piastra di ancoraggio saldata
Complete with welded flange

B



AISI304	AISI316	IRON	X	H
Satinato - Satin Finish / Ferro Zincato Verniciabile - Galvanized Iron				
E004501	-	I00451	33,7 x 2,0 mm	1200 mm
E00450	E00450316	I00450	42,4 x 2,0 mm	1200 mm
E00451	E00451316	–	50,8 x 2,0 mm	1200 mm
Lucido - Mirror Polished				
X00450	–	–	42,4 x 2,0 mm	1200 mm

Completo di piastra di ancoraggio a parete
Complete with wall flange

B

AISI304	AISI316	IRON	X	H
Satinato - Satin Finish / Ferro Zincato Verniciabile - Galvanized Iron				
E0045	E0045316	-	42,4 x 2,0 mm	1200 mm

Completo di piastra di ancoraggio a parete
e reggicorrimano disassato e snodato
Complete with wall mouting plate.
Handrail support pivotable,
angled and extended.

PER CORRIMANO ORIENTABILE E DISASSATO
FOR HANDRAILS THAT ARE ANGLED AND EXTENDED FOR MAXIMUM SECURITY

Art. no.
E40580

Dima per foratura, brevettata per tubi Ø 33,7 - 42,4 - 48,3 mm
Con questa attrezzatura è possibile eseguire fori radiali Ø 7 - 9 - 11 mm (per inserti filettati) e fori per filettature M5 - M6 - M8
Drilling template, patented for tubes dia. 1 1/3" - 1 2/3" - 1 7/8" Such equipment allows to make radial holes dia. 9/32" - 11/32" - 7/16" for threaded inserts and holes for M5 - M6 - M8 threadings



Posizionare il tubo all'interno della dima
Place the tube inside the template



Inserire il secondo accessorio e regolare l'interasse dei fori scelto.
Bloccare con i dadi in dotazione
Insert the second accessory and adjust it according to the selected spacing of the holes. Lock it with the supplied nuts

Praticare il primo foro
Drill the first hole



Eseguire il secondo foro.
Per sicurezza bloccare la dima con una punta del trapano o altro
Drill the second hole. For safety, lock the template with a drill bit or other tool

Posizionare la dima per eseguire i fori successivi bloccando con punta sul foro appena eseguito
Place the template to execute the subsequent holes. Block it putting a drill bit on the hole just drilled

RIPRODUZIONE VIETATA
IAM DESIGN
REPRODUCTION PROHIBITED

• MONTANTI - NEWEL POSTS

MONTANTI A SEZIONE CIRCOLARE - ROUND SECTION NEWEL POSTS



AISI304	AISI316	Ø montante *Newel post dia.*	N° A *N° A*	Ø A *A Dia.*	Y
Satinato - Satin Finish					
EM2331205	-	33,7 x 2,0 mm	5	12 mm	180 mm
EM2331207	EM4331207	33,7 x 2,0 mm	7	12 mm	134 mm
-	EM4331209	33,7 x 2,0 mm	9	12 mm	108 mm
EM2421005	-	42,4 x 2,0 mm	5	10 mm	180 mm
EM2421205	EM4421205	42,4 x 2,0 mm	5	12 mm	180 mm
EM2421207	EM4421207	42,4 x 2,0 mm	7	12 mm	134 mm
EM2421209	EM4421209	42,4 x 2,0 mm	9	12 mm	108 mm
Lucido - Mirror Polished					
XM2421205	XM4421205	42,4 x 2,0 mm	5	12 mm	180 mm
–	XM4431205	43,0 x 1,5 mm	5	12 mm	180 mm
-	XM4421207	42,4 x 2,0 mm	7	12 mm	134 mm
XM2421209	XM4421209	42,4 x 2,0 mm	9	12 mm	108 mm

AISI304	AISI316	Ø montante *Newel post dia.*	N° A *N° A*	Ø A *A Dia.*	Y
Satinato - Satin Finish					
EM233120590	EM433120590	33,7 x 2,0 mm	5+5	12 mm	180 mm
EM233120790	EM433120790	33,7 x 2,0 mm	7+7	12 mm	134 mm
-	EM433120990	33,7 x 2,0 mm	9+9	12 mm	108 mm
EM242120590	EM442120590	42,4 x 2,0 mm	5+5	12 mm	180 mm
EM242120990	-	42,4 x 2,0 mm	9+9	12 mm	108 mm

AISI304	AISI316	Ø montante *Newel post dia.*	N° A *N° A*	Ø A *A Dia.*	Y
Satinato - Satin Finish					
EL2331005	-	33,7 x 2,0 mm	5	10 mm	180 mm
EL2331007	EL4331007	33,7 x 2,0 mm	7	10 mm	134 mm
EL2331205	EL4331205	33,7 x 2,0 mm	5	12 mm	180 mm
-	EL4331207	33,7 x 2,0 mm	7	12 mm	134 mm
EL2331209	EL4331209	33,7 x 2,0 mm	9	12 mm	108 mm
EL2421005	EL4421005	42,4 x 2,0 mm	5	10 mm	180 mm
EL2421007	EL4421007	42,4 x 2,0 mm	7	10 mm	134 mm
EL2421009	EL4421009	42,4 x 2,0 mm	9	10 mm	108 mm
EL2421205	EL4421205	42,4 x 2,0 mm	5	12 mm	180 mm
EL2421207	EL4421207	42,4 x 2,0 mm	7	12 mm	134 mm
EL2421209	EL4421209	42,4 x 2,0 mm	9	12 mm	108 mm
Lucido - Mirror Polished					
–	XL4431205	43,0 x 1,5 mm	5	12 mm	180 mm
-	XL4421207	42,4 x 2,0 mm	7	12 mm	134 mm
–	XL4431207	43,0 x 1,5 mm	7	12 mm	134 mm
XL2421209	XL4421209	42,4 x 2,0 mm	9	12 mm	108 mm
–	XL4431209	43,0 x 1,5 mm	9	12 mm	108 mm

Art. E113

Art. X113316

AMPIA SCELTA DI REGGICORRIMANO ABBINABILI AI NOSTRI MONTANTI CON CUI POTRAI RAGGIUNGERE L'ALTEZZA RICHIESTA PER I PARAPETTI DALLA NORMATIVA D.M. 14-02-2008
A WIDE RANGE OF HANDRAIL SUPPORTS TO MATCH OUR POSTS WHICH WILL ALLOW YOU TO REACH THE RAILING HEIGHTS REQUESTED BY REGULATIONS. BSI: BS 6180:2011

E030/S

E031/S1

E038700

E038500

CONTINUA
CONTINUE

RIPRODUZIONE VIETATA
IAM DESIGN
REPRODUCTION PROHIBITED

• MONTANTI - NEWEL POSTS

MONTANTI A SEZIONE CIRCOLARE - ROUND SECTION NEWEL POSTS





AISI304	AISI316	Ø montante *Newel post dia.*	A	H
Satinato - Satin Finish				
EM2420100	EM4420100	42,4 x 2,0 mm	900 mm	1000 mm
Lucido - Mirror Polished				
XM2420100	XM4420100	42,4 x 2,0 mm	900 mm	1000 mm

Completo di 2 supporti easy hold 2.0
e piastra di ancoraggio a pavimento
Complete with 2 easy hold 2.0 support,
mounting plate and floor mounting plate

Art. E0696/D

AISI304	AISI316	Ø montante *Newel post dia.*	A	H
Satinato - Satin Finish				
EL2420100	EL4420100	42,4 x 2,0 mm	1100 mm	1200 mm
Lucido - Mirror Polished				
XL2420100	XL4420100	42,4 x 2,0 mm	1100 mm	1200 mm

Completo di 2 supporti easy hold 2.0
e piastra di ancoraggio a parete
Complete with 2 easy hold 2.0 support,
mounting plate and wall mounting plate

Art. E113

QUESTI PIANTONI MONTANO
IL SISTEMA EASY HOLD ROUND
THESE POSTS MOUNT
THE EASY HOLD ROUND SYSTEM

ALTRI ACCESSORI LI PUOI TROVARE SUL
CAPITOLO ANCORAGGI A PAGINA 207
MORE ACCESSORIES CAN BE FOUND ON
“ANCHORAGE” CHAPTER, PAGE 207

I MDESIGN
www.imdesign.com

• MONTANTI - NEWEL POSTS

MONTANTI A SEZIONE CIRCOLARE - ROUND SECTION NEWEL POSTS

AISI304	AISI316	Ø montante *Newel post dia.*
Satinato - Satin Finish		
EC24204P	EC44204P	42,4 x 2,0 mm
Lucido - Mirror Polished		
-	XC44204P	42,4 x 2,0 mm
–	XC44304P	43,0 x 1,5 mm

Completo di 4 supporti per vetro, piastra di ancoraggio e copriflangia
Complete 4 glass clamps, mounting plate and flange canopy

QUESTI PIANTONI MONTANO PINZE MOD. 16 40 x 50 MM CON GOMME PER VETRO 8,76 E 10,76 MM
THESE POSTS MOUNT MOD. 16 CLAMPS 1 9/16" X 2" WITH RUBBERS FOR GLASS 11/32" AND 7/16"

AISI304	AISI316	Ø montante *Newel post dia.*
Satinato - Satin Finish		
-	EC43304P90	33,7 x 2,0 mm
EC24204P90	EC44204P90	42,4 x 2,0 mm
Lucido - Mirror Polished		
-	XC44204P90	42,4 x 2,0 mm
–	XC44304P90	43,0 x 1,5 mm

Completo di 4 supporti per vetro a 90°, piastra di ancoraggio e copriflangia
Complete with 4 glass clamps with 90° angles, mounting plate and flange canopy

QUESTI PIANTONI MONTANO PINZE MOD. 16 40 x 50 MM CON GOMME PER VETRO 8,76 E 10,76 MM
THESE POSTS MOUNT MOD. 16 CLAMPS 1 9/16" X 2" WITH RUBBERS FOR GLASS 11/32" AND 7/16"

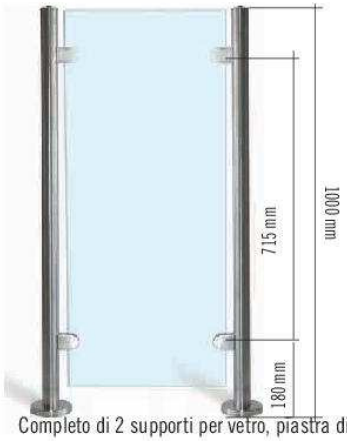

AISI304	AISI316	Ø montante *Newel post dia.*
Satinato - Satin Finish		
EC23302P	-	33,7 x 2,0 mm
EC24202P	EC44202P	42,4 x 2,0 mm
Lucido - Mirror Polished		
-	XC44202P	42,4 x 2,0 mm
–	XC44302P	43,0 x 1,5 mm

Completo di 2 supporti per vetro, piastra di ancoraggio e copriflangia
Complete with 2 glass clamps, mounting plate and flange canopy

QUESTI PIANTONI MONTANO PINZE MOD. 16 40 x 50 MM CON GOMME PER VETRO 8,76 E 10,76 MM
THESE POSTS MOUNT MOD. 16 CLAMPS 1 9/16" X 2" WITH RUBBERS FOR GLASS 11/32" AND 7/16"

AMPIA SCELTA DI REGGICORRIMANO ABBINABILI AI NOSTRI MONTANTI CON CUI POTRAI RAGGIUNGERE L'ALTEZZA RICHIESTA PER I PARAPETTI DALLA NORMATIVA D.M. 14-02-2008
A WIDE RANGE OF HANDRAIL SUPPORTS TO MATCH OUR POSTS WHICH WILL ALLOW YOU TO REACH THE RAILING HEIGHTS REQUESTED BY REGULATIONS. BSI: BS 6180:2011

E500/424

E510/424

E0104

E0102

CONTINUA
CONTINUE

RIPRODUZIONE VIETATA
IAM DESIGN
REPRODUCTION PROHIBITED

• MONTANTI - NEWEL POSTS

MONTANTI A SEZIONE CIRCOLARE - ROUND SECTION NEWEL POSTS

	AISI304	AISI316	Ø montante *Newel post dia.*
Destro - Right	Satinato - Satin Finish		
	-	ED43302PDX	33,7 x 2,0 mm
	ED24202PDX	ED44202PDX	42,4 x 2,0 mm
Sinistro - Left			
	-	ED43302PSX	33,7 x 2,0 mm
	ED24202PSX	ED44202PSX	42,4 x 2,0 mm

Completo di 2 supporti per vetro
e piastra di ancoraggio a parete
Complete with 2 glass clamps, mounting plate and wall mounting plate

AISI304	AISI316	Ø montante *Newel post dia.*
Satinato - Satin Finish		
-	ED43304P	33,7 x 2,0 mm
ED24204P	ED44204P	42,4 x 2,0 mm

Completo di 4 supporti per vetro
e piastra di ancoraggio a parete
Complete with 4 glass clamps, mounting plate and wall mounting plate

QUESTI PIANTONI MONTANO PINZE MOD. 16
40 x 50 MM CON GOMME PER VETRO
8,76 E 10,76 MM

THESE POSTS MOUNT MOD. 16 CLAMPS 1 9/16" X 2"
WITH RUBBERS FOR GLASS
11/32" AND 7/16"

QUESTI PIANTONI MONTANO PINZE MOD. 16
40 x 50 MM CON GOMME PER VETRO
8,76 E 10,76 MM

THESE POSTS MOUNT MOD. 16 CLAMPS 1 9/16" X 2"
WITH RUBBERS FOR GLASS
11/32" AND 7/16"



IAMDESIGN
REPRODUCTION PROHIBITED
www.iamdesign.com

ALIMESA
FUNDICION · FORJA · ARTESANIA
926 86 11 48 ALMAGRO

Ecco come avere i tuoi MONTANTI del colore che vuoi!

How to have the NEWEL POSTS color you want!

Se sei di quelli che l'acciaio non fa per te
IAM Design, ha la soluzione.
Su richiesta può fornire i montanti
su misura con colori a scelta su scala RAL.

If you are not fond of steel then IAM Design has the solution. On request, we offer customized posts painted with RAL colors of your choice.

Tutti i montanti IAM Design in acciaio possono essere verniciati a polveri. La verniciatura a polveri è un procedimento di rivestimento delle superfici metalliche con un film organico, effettuato sia a scopo decorativo sia a scopo di protezione dalla corrosione e dagli agenti aggressivi. Se i prodotti in acciaio sono destinati ad uso esterno è consigliabile richiedere che siano zincati prima della verniciatura. Sono disponibili tutti i colori della cartella RAL, più **alcune finiture speciali su richiesta che realizziamo grazie al nostro team di maestri verniciatori.**

Stainless steel IAM Design newel posts may be offered with a powder coated finish. Powder coating is a metallic surface covering procedure done with an organic film. This is applied both for decorative and corrosion purposes. If stainless steel items are placed outside, it is recommended to have them galvanized before painting. All colors of the RAL color chart are **available along with some special finishes that we produce with our team of expert varnishes.**

RIPRODUZIONE VIETATA
IAM DESIGN
REPRODUCTION PROHIBITED

ALIMESA
FUNDICION · FORJA · ARTESANIA
926 86 11 48 ALMAGRO

• MONTANTI - NEWEL POSTS

MONTANTI A SEZIONE QUADRA - SQUARE SECTION NEWEL POSTS

AISI304	AISI316	Dimensioni *Dimensioni*	H
Satinato - Satin Finish			
E0032	E0032316	□40 mm	1000 mm
E0030	E0030316	□40 mm	1200 mm

Completo di flangia di ancoraggio, saldata
Complete with welded flange

Art. E02050

AISI304	AISI316	Dimensioni *Dimensioni*	H
Satinato - Satin Finish			
E00350	E00350316	□40 mm	1200 mm

Completo di flangia di ancoraggio, a parete
Complete with wall flange

Art. E1120



PER UNA MAGGIORE PRESA DEGLI ACCESSORI NEI NOSTRI PIANTONI UTILIZZIAMO LA TECNOLOGIA FORMDRILL

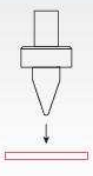
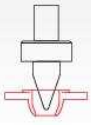

Deformazione del tubo
Deformation of the tube

FORM DRILL TECHNOLOGY OFFERED FOR A STRONGER GRIP OF FITTINGS ON POSTS.

Filettatura della parte deformata
The deformed part is then threaded

RIPRODUZIONE VIETATA IAMDESIGN REPRODUCTION PROHIBITED

ALIMESA
FUNDICION · FORJA · ARTESANIA
926 86 11 48 ALMAGRO

• MONTANTI - NEWEL POSTS

MONTANTI A SEZIONE QUADRA - SQUARE SECTION NEWEL POSTS



AISI304	AISI316	montante *Newel post*	N° A *N° A*	Ø A *A Dia.*	Y
Satinato - Satin Finish					
EQ2401005	-	40 x 40 x 2,0 mm	5	10 mm	180 mm
-	EQ4401007	40 x 40 x 2,0 mm	7	10 mm	134 mm
EQ2401009	EQ4401009	40 x 40 x 2,0 mm	9	10 mm	108 mm
EQ2401205	EQ4401205	40 x 40 x 2,0 mm	5	12 mm	180 mm
-	EQ4401207	40 x 40 x 2,0 mm	7	12 mm	134 mm
EQ2401209	EQ4401209	40 x 40 x 2,0 mm	9	12 mm	108 mm
Lucido - Mirror Polished					
XQ2401205	XQ4401205	40 x 40 x 2,0 mm	5	12 mm	180 mm
XQ2401207	XQ4401207	40 x 40 x 2,0 mm	7	12 mm	134 mm
XQ2401209	XQ4401209	40 x 40 x 2,0 mm	9	12 mm	108 mm

Art. E02050

Completo di supporti per tondini, piastra di ancoraggio e copriflangia
Complete with, round bar supports, anchor plate and flange canopy

Art. E06921



AMPIA SCELTA DI REGGICORRIMANO ABBINABILI AI NOSTRI MONTANTI CON CUI POTRAI RAGGIUNGERE L'ALTEZZA RICHIESTA PER I PARAPETTI DALLA NORMATIVA D.M. 14-02-2008
A WIDE RANGE OF HANDRAIL SUPPORTS TO MATCH OUR POSTS WHICH WILL ALLOW YOU TO REACH THE RAILING HEIGHTS REQUESTED BY REGULATIONS. BSI: BS 6180:2011

E037700

E037300

E037200

E037600

RIPRODUZIONE VIETATA
IAM DESIGN
REPRODUCTION PROHIBITED

ALIMESA
FUNDICION · FORJA · ARTESANIA
926 86 11 48 ALMAGRO

• MONTANTI - NEWEL POSTS

MONTANTI A SEZIONE QUADRA - SQUARE SECTION NEWEL POSTS



NEW

AISI304	AISI316	Dimensioni *Dimensions*	H
EQ32100	EQ32110	40 x 40 mm 1 9/16" x 1 9/16"	1000 mm 39 3/8"

Completo di flangia di ancoraggio, saldata
Complete with welded flange

Art. E02050

NEW

AISI304	AISI316	Dimensioni *Dimensions*	H
EQ35100	EQ35110	40 x 40 mm 1 9/16" x 1 9/16"	1200 mm 47 1/4"

Completo di flangia di ancoraggio, a parete
Complete with wall flange

Art. E1120/304

QUESTI PIANTONI MONTANO
IL SISTEMA EASY HOLD SQUARE
THESE POSTS MOUNT
THE EASY HOLD SQUARE SYSTEM

IAM DESIGN
www.iamdesign.com

ALIMESA
FUNDICION · FORJA · ARTESANIA
926 86 11 48 ALMAGRO



NEW

AISI304	AISI316	montante Newel post
Satinato - Satin Finish		
EQ54004P	EQ64004P	□40 mm
Lucido - Mirror Polished		
-	XQ64004P	□40 mm

Completo di 4 supporti per vetro, piastra di ancoraggio e copriflangia
Complete with 4 glass clamps, mounting plate and flange canopy

QUESTI PIANTONI MONTANO PINZE MOD. 15
55 x 55 MM CON GOMME PER VETRO
8,76 E 10,76 MM
THESE POSTS MOUNT MOD. 15 CLAMPS
2 5/32" X 2 5/32" CLAMPS WITH RUBBERS FOR GLASS 11/32" AND 7/16"

NEW

AISI304	AISI316	montante Newel post
Satinato - Satin Finish		
EQ54004P90	EQ64004P90	□40 mm
Lucido - Mirror Polished		
-	XQ64004P90	□40 mm

Completo di 4 supporti per vetro a 90°, piastra di ancoraggio e copriflangia
Complete with 4 glass clamps with 90° angles, mounting plate and flange canopy

QUESTI PIANTONI MONTANO PINZE MOD. 15
55 x 55 MM CON GOMME PER VETRO
8,76 E 10,76 MM
THESE POSTS MOUNT MOD. 15 CLAMPS
2 5/32" X 2 5/32" CLAMPS WITH RUBBERS FOR GLASS 11/32" AND 7/16"

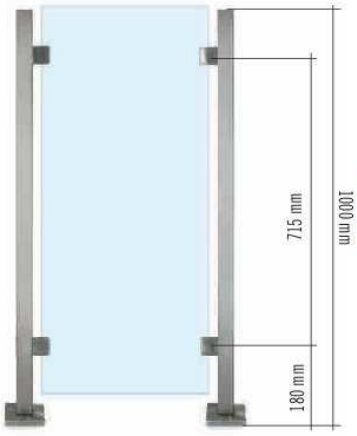

NEW

AISI304	AISI316	montante Newel post
Satinato - Satin Finish		
EQ54002P	EQ64002P	□40 mm
Lucido - Mirror Polished		
-	XQ64002P	□40 mm

Completo di 2 supporti per vetro, piastra di ancoraggio e copriflangia
Complete with 2 glass clamps, mounting plate and flange canopy

QUESTI PIANTONI MONTANO PINZE MOD. 15
55 x 55 MM CON GOMME PER VETRO
8,76 E 10,76 MM
THESE POSTS MOUNT MOD. 15 CLAMPS
2 5/32" X 2 5/32" CLAMPS WITH RUBBERS FOR GLASS 11/32" AND 7/16"

AMPIA SCELTA DI REGGICORRIMANO ABBINABILI AI NOSTRI MONTANTI CON CUI POTRAI RAGGIUNGERE L'ALTEZZA RICHIESTA PER I PARAPETTI DALLA NORMATIVA D.M. 14-02-2008
A WIDE RANGE OF HANDRAIL SUPPORTS TO MATCH OUR POSTS WHICH WILL ALLOW YOU TO REACH THE RAILING HEIGHTS REQUESTED BY REGULATIONS.
BSI: BS 6180:2011

RIPRODUZIONE VIETATA
IAM DESIGN
REPRODUCTION PROHIBITED

MONTANTI - NEWEL POSTS

MONTANTI A SEZIONE QUADRA - SQUARE SECTION NEWEL POSTS



NEW

	AISI304	AISI316	montante *Newel post*
	Satinato - Satin Finish		
Destro - Right	EQ74002PDX	EQ84002PDX	40 mm
Sinistro - Left	EQ74002PSX	EQ84002PSX	40 mm

Completo di 2 supporti per vetro
e piastra di ancoraggio a parete
Complete with 2 glass clamps, mounting plate and wall mounting plate

QUESTI PIANTONI MONTANO PINZE MOD. 15
55 x 55 MM CON GOMME PER VETRO
8,76 E 10,76 MM

THESE POSTS MOUNT MOD. 15 2 5/32" X 2 5/32"
CLAMPS WITH RUBBERS FOR GLASS
11/32" AND 3/8"

NEW

AISI304	AISI316	montante *Newel post*
Satinato - Satin Finish		
EQ74004P	EQ84004P	40 mm

Completo di 4 supporti per vetro, piastra
di ancoraggio e copriflangia
Complete with 4 glass clamps, mounting plate and flange canopy

QUESTI PIANTONI MONTANO PINZE MOD. 15
55 x 55 MM CON GOMME PER VETRO
8,76 E 10,76 MM

THESE POSTS MOUNT MOD. 15 2 5/32" X 2 5/32"
CLAMPS WITH RUBBERS FOR GLASS
11/32" AND 3/8"



AMPIA SCELTA DI REGGICORRIMANO ABBINABILI AI NOSTRI MONTANTI CON CUI POTRAI RAGGIUNGERE L'ALTEZZA RICHIESTA PER I PARAPETTI DALLA NORMATIVA D.M. 14-02-2008
A WIDE RANGE OF HANDRAIL SUPPORTS TO MATCH OUR POSTS WHICH WILL ALLOW YOU TO REACH THE RAILING HEIGHTS REQUESTED BY REGULATIONS.
BSI: BS 6180:2011

E037920

E037900

E037700

E037300

E037200

E037600

RIPRODUZIONE VIETATA IAM DESIGN REPRODUCTION PROHIBITED

• MONTANTI - NEWEL POSTS

MONTANTI A DOPPIO PIATTO - DOUBLE BLADE NEWEL POSTS

AISI304	N° fori per montaggio reggitondini *N° holes for mounting handrail supports*	Y	H
Satinato - Satin Finish			
E00668	5	162 mm	964 mm
E00669	8	108 mm	964 mm
E01668	5	187 mm	1103 mm

Barre forate svasate per supporti tondino completo di reggicorrimano snodato e piastra di ancoraggio
Plated, drilled and countersunk bars for round bar supports complete with pivotable handrail support and anchor plate



AISI304	N° fori per montaggio reggitondini *N° holes for mounting handrail supports*	Y	H
Satinato - Satin Finish			
E00558	5	162 mm	1194 mm
E00559	8	108 mm	1194 mm
E01558	5	187 mm	1333 mm
E01559	8	126 mm	1333 mm

Barre piatte forate svasate per supporti tondino completo di reggicorrimano snodato e piastra di ancoraggio a parete
Complete with fixed handrail support and wall anchor plate

Supporti Tondino a Doppio Piatto
Round Bar Supports for Double Blades Newel Posts

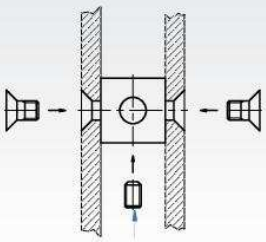

AISI304	AISI316	Foro *Hole*
E01	-	Ø 8,2 mm
E02	-	Ø 10,2 mm
E03	-	Ø 12,2 mm
E04	-	Ø 14,2 mm

RIPRODUZIONE VIETATA IAM DESIGN REPRODUCTION PROHIBITED

ELEMENTI DI ANCORAGGIO - ANCHORAGE ELEMENTS

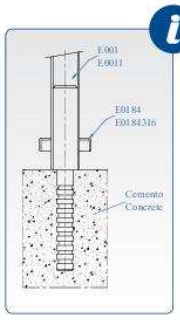

Elemento di Ancoraggio
da Cemento
Concrete Anchor

E013 - E0131
da incementare
E013 - E0131 to be cemented

ALUMINIUM	Dimensioni *Dimensions* A	Per tubo *For tube*
E0131	Ø 29,3 mm 1 5/32" dia.	Ø 33,7 x 2,0 mm 1 1/3" dia. x 5/64"
E013	Ø 38 mm 1 1/2" dia.	Ø 42,4 x 2,0 mm 1 2/3" dia. x 5/64"

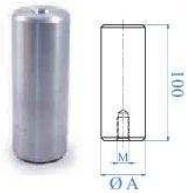

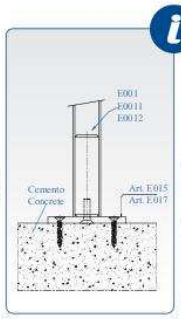

Elemento di Sostegno per Tubo
Support for Anchor Tubes
E014 ÷ E0142 da combinare con piastra di ancoraggio E015 ÷ E017
E014 ÷ 0142 to be combined with anchorage flange E015 ÷ 017

ALUMINIUM	Dimensioni *Dimensions* A	Per tubo *For tube*
E0141	Ø 29,3 mm foro cieco M8 1 5/32" dia. blind *Hole* M8	Ø 33,7 x 2,0 mm 1 1/3" dia. x 5/64"
E014	Ø 38 mm foro cieco M10 1 1/2" dia. blind Hole M10	Ø 42,4 x 2,0 mm 1 2/3" dia. x 5/64"
E0142	Ø 44 mm - foro cieco M12 1 47/64" dia. blind Hole M12	Ø 48,3 x 2,0 mm 1 7/8" dia. x 5/64"

L'art. E0131 o E013 ti permettono di fissare il piantone al cemento senza utilizzare una piastra di ancoraggio. Ideale per spazi ridotti di attacco. Applicabile con copriflangia o senza in funzione del design richiesto

Using art. E0131 or E013, you can fix the post to concrete without the anchorage flange. It is ideal for very small fixing spots and can be used with or without a flange cover.



RIPRODUZIONE VIETATA IAM DESIGN REPRODUCTION PROHIBITED

ALIMESA
FUNDICION · FORJA · ARTESANIA
926 86 11 48 ALMAGRO

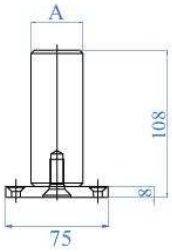

ancoraggio
da pavimento con rinforzo
in alluminio
Floor anchorage with
aluminium reinforcement

NEW

ALUMINIUM	Dimensioni *Dimensions*	A	Per tubo *For tube*
E021410	Ø 75 x 8 mm e 4 fori Ø 6,5 mm 2 15/16" dia. x 5/16" 4 Holes 1/4" dia.	Ø 29,3 mm 1 5/32" dia.	Ø 33,7 x 2,0 mm 1 1/3" dia. x 5/64"
E021400	Ø 75 x 8 mm e 4 fori Ø 6,5 mm 2 15/16" dia. x 5/16" 4 Holes 1/4" dia.	Ø 38 mm 1 1/2" dia.	Ø 42,4 x 2,0 mm 1 2/3" dia. x 5/64"

PRODOTTI DA ABBINARE CON L'ANCORAGGIO E021410 ED E021400
PRODUCTS TO BE USED TOGETHER WITH E021410 AND E021400

Bloccante per raccorderia
da innesto
High gluing adhesive

Art. no.
E4054

Copriflange
flange canopies

AISI304	AISI316	Dimensioni *Dimensions*	Foro *Hole*	Altezza *Height*
E0184	E0184316	Ø 76 mm 2 63/64" dia.	Ø 43,0 mm 1 11/16" dia.	12 mm 1/2"
E0191	E0191316	Ø 85 mm 3 15/64" dia.	Ø 34,5 mm 1 23/64" dia.	15 mm 19/32"
E019	E019316	Ø 85 mm 3 15/64" dia.	Ø 43,0 mm 1 11/16" dia.	15 mm 19/32"
E020	E4072	Ø 105 mm 4 9/64" dia.	Ø 43,0 mm 1 11/16" dia.	15 mm 19/32"

Questo ancoraggio ti permette di rinforzare il piantone anche su pavimenti con poco spessore
This anchor system makes the post stronger even on floors with little thickness.

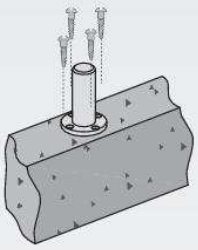

1 Fissare l'ancoraggio a pavimento
Fix the anchorage to the floor

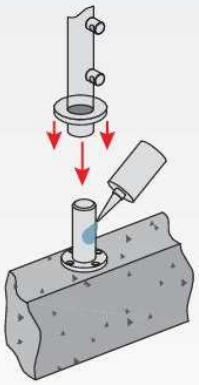

2 Applicare uno strato di colla fissante ed inserire il montante con la copriflangia.
Apply a layer of fixing glue and then place the post with the flange canopy

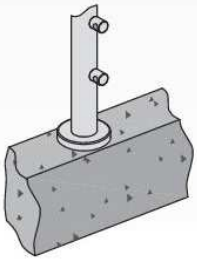

RIPRODUZIONE VIETATA
IAM DESIGN
REPRODUCTION PROHIBITED

ALIMESA
FUNDICION · FORJA · ARTESANIA
926 86 11 48 ALMAGRO

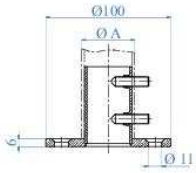

Fori con svasi e perimetro bisellato
Countersunk holes and chamfered perimeter

B

AISI304	AISI316	Dimensioni *Dimensions*	Per tubo A *For tube*
E0212	E0212316	Ø 100 x 6 mm e 4 fori Ø 11 mm 3 15/16" dia. x 15/64" 4 Holes 7/16" dia.	Ø 33,7 x 2,0 mm 1 1/3" dia. x 5/64"
E0213	E0213316	Ø 100 x 6 mm e 4 fori Ø 11 mm 3 15/16" dia. x 15/64" 4 Holes 7/16" dia.	Ø 42,4 x 2,0 mm 1 2/3" dia. x 5/64"

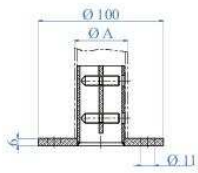

AISI304	AISI316	Dimensioni *Dimensions*	Per tubo A *For tube*
E403304	E403	Ø 100 x 6 mm e 3 fori Ø 11 mm 3 15/16" dia. x 15/64" 3 Holes 7/16" dia.	Ø 42,4 x 2,0 mm 1 2/3" dia. x 5/64"
E0214	E0214316	Ø 100 x 6 mm e 4 fori Ø 11 mm 3 15/16" dia. x 15/64" 4 Holes 7/16" dia.	Ø 48,3 x 2,0 mm 1 7/8" dia. x 5/64"

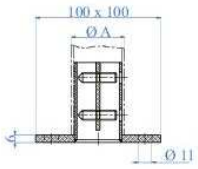

AISI304	AISI316	Dimensioni *Dimensions*	Per tubo A *For tube*
-	E404	100 x 100 x 6 mm 4 fori Ø 11 mm Square plate 3 15/16" dia. x 15/64" 4 Holes 7/16" dia.	Ø 42,4 x 2,0 mm 1 2/3" dia. x 5/64"

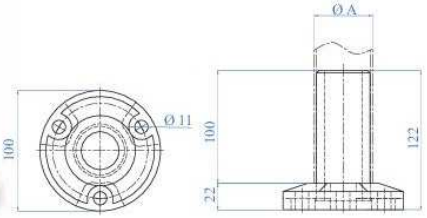

S

AISI316	Per tubo A *For tube*
E40310	Ø 42,4 x 2,0 mm 1 2/3" dia. x 5/64"
E40310/26	Ø 42,4 x 2,6 mm 1 2/3" dia. x 7/64"
E40320	Ø 48,3 x 2,0 mm 1 7/8" dia. x 5/64"
E40320/26	Ø 48,3 x 2,6 mm 1 7/8" dia. x 7/64"

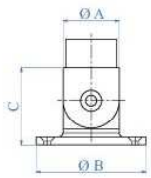

AISI316	Per tubo A *For tube*	B	C
E448	Ø 21,3 x 2,0 mm 27/32" dia. x 5/64"	Ø 57 mm 2 1/4" dia.	Ø 39 mm 1 17/32"
E4481	Ø 26,9 x 2,0 mm 1 1/16" dia. x 5/64"	Ø 63 mm 2 31/64" dia.	Ø 43 mm 1 11/16"
E4482	Ø 33,7 x 2,0 mm 1 1/3" dia. x 5/64"	Ø 70 mm 2 3/4" dia.	Ø 52 mm 2 3/64"
E4483	Ø 42,4 x 2,0 mm 1 2/3" dia. x 5/64"	Ø 83 mm 3 17/64" dia.	Ø 60 mm 2 23/64"
E4484	Ø 48,3 x 2,0 mm 1 7/8" dia. x 5/64"	Ø 90 mm 3 9/16" dia.	Ø 69 mm 2 23/32"
Lucido - Mirror Polished			
X4483	Ø 42,4 x 2,0 mm 1 2/3" dia. x 5/64"	Ø 83 mm 3 17/64" dia.	Ø 60 mm 2 23/64"

RIPRODUZIONE VIETATA IAM DESIGN REPRODUCTION PROHIBITED

ELEMENTI DI ANCORAGGIO - ANCHORAGE ELEMENTS

ANCORAGGI LATERALI - LATERAL ANCHORAGES

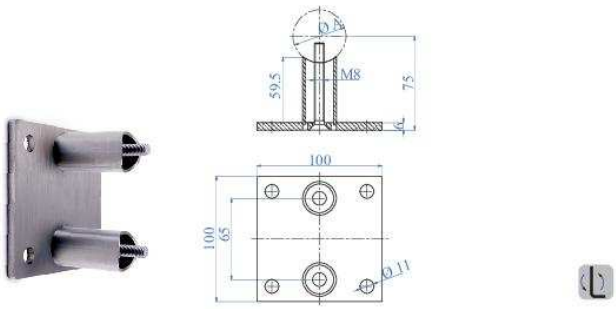

AISI304	AISI316	Dimensioni *Dimensions*	Per tubo *For tube* A
E40110/304	E40110	100 x 100 x 6 mm 3 15/16" x 3 15/16" x 15/64"	Ø 33,7 mm 1 1/3" dia.
E401/304	E401	100 x 100 x 6 mm 3 15/16" x 3 15/16" x 15/64"	Ø 42,4 mm 1 2/3" dia.

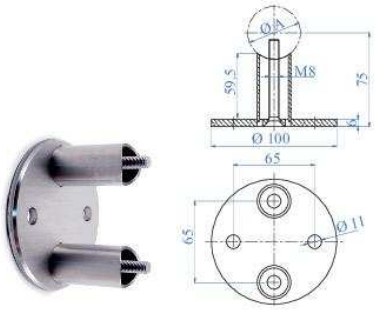

Set composto da piastra,
2 viti M8 x 70 mm,
2 distanziatori Ø 26,9 x 48 mm
Complete with 2 screws M8 x 2 3/4",
2 spacers 1 1/16" dia. x 1 57/64"

AISI304	AISI316	Dimensioni *Dimensions*	Per tubo *For tube* A
E40010/304	E40010	Ø 100 x 6 mm 3 15/16" dia. x 15/64"	Ø 33,7 mm 1 1/3" dia.
E400/304	E400	Ø 100 x 6 mm 3 15/16" dia. x 15/64"	Ø 42,4 mm 1 2/3" dia.
-	E40020	Ø 100 x 6 mm 3 15/16" dia. x 15/64"	Superficie piana Flat face



ELEMENTI DI ANCORAGGIO - ANCHORAGE ELEMENTS

ANCORAGGI LATERALI - LATERAL ANCHORAGES

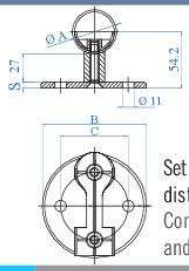

Set composto da: piastra, distanziale e piastrina tubo
Complete with flange, spacers and tube plate

AISI304	AISI316	Per tubo *For tube*	A	B	C	S
E113	E113316	Ø 42,4 x 2,0 mm 1 2/3" dia. x 5/64"	Ø 100 mm 3 15/16" dia.	65 mm 2 9/16"		6 mm 15/64"
E111	E111316	Ø 42,4 x 2,0 mm 1 2/3" dia. x 5/64"	Ø 125 mm 4 59/64" dia.	100 mm 3 15/16"		8 mm 5/16"
E1110	E1110316	Superficie piana Flat face	Ø 100 mm 3 15/16" dia.	65 mm 2 9/16"		6 mm 15/64"
Lucido - Mirror Polished						
-	X113316	Ø 42,4 x 2,0 mm 1 2/3" dia. x 5/64" Ø 43,0 x 1,5 mm 1 11/16" dia. x 1/16"	Ø 100 mm 3 15/16" dia.	65 mm 2 9/16"		6 mm 15/64"

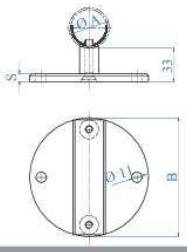

Set composto da: piastra, distanziale e piastrina tubo
Complete with flange, spacers and tube plate

AISI304	Per tubo *For tube*	B	S
E113/337	Ø 33,7 x 2,0 mm 1 1/3" dia. x 5/64"	Ø 100 mm 3 15/16" dia.	6 mm 15/64"
E111/337	Ø 33,7 x 2,0 mm 1 1/3" dia. x 5/64"	Ø 125 mm 4 59/64" dia.	8 mm 5/16"
E111/38	Ø 38,1 x 1,5 mm 1 1/2" dia. x 1/16"	Ø 125 mm 4 59/64" dia.	8 mm 5/16"

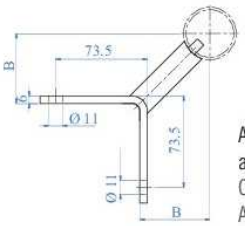

Ancoraggi Laterali ad Angoli
Corner Lateral Anchorages

AISI304	AISI316	Per tubo *For tube*	A	B
E1112	E1112316	Ø 42,4 x 2,0 mm 1 2/3" dia. x 5/64"		54,2 mm 2 1/8"

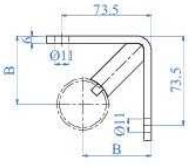

Ancoraggi Laterali ad Angoli
Corner Lateral Anchorages

AISI304	AISI316	Per tubo *For tube*	A	B
E1114	E1114316	Ø 42,4 x 2,0 mm 1 2/3" dia. x 5/64"		54,2 mm 2 1/8"

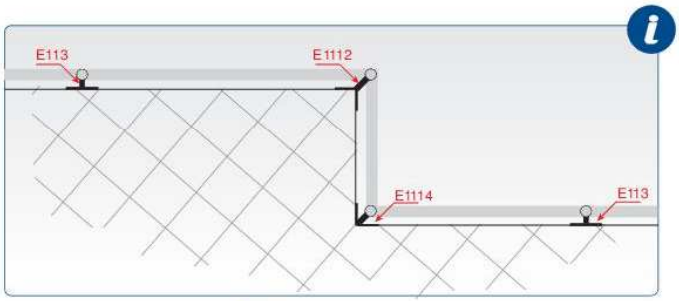

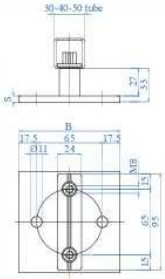

Set composto da: piastra, distanziale e piastrina tubo
Complete with flange, spacers and tube plate

AISI304	AISI316	Per tubo *For tube*	B	S
E1120/304	E1120	40 x 40 x 2,0 mm 1 9/16" x 1 9/16"	100 x 100 mm 3 15/16" x 3 15/16"	6 mm 15/64"

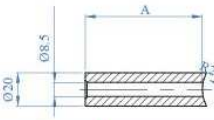

Distanziale extra per articolo E113
Extra spacer for art. E113

AISI304	AISI316	Per tubo *For tube*	A
E2200/50	-	Ø 33,7 x 2,0 mm 1 1/3" dia. x 5/64"	50 mm 2"
E2300/50	E2310/50	Ø 42,4 x 2,0 mm 1 2/3" dia. x 5/64"	50 mm 2"
-	E2410/50	Superficie piana Flat face	50 mm 2"
E2200/70	-	Ø 33,7 x 2,0 mm 1 1/3" dia. x 5/64"	70 mm 2 3/4"
E2300/70	E2310/70	Ø 42,4 x 2,0 mm 1 2/3" dia. x 5/64"	70 mm 2 3/4"

RIPRODUZIONE VIETATA
IAM DESIGN
REPRODUCTION PROHIBITED

ALIMESA 926 86 11 48 ALMAGRO
FUNDICION · FORJA · ARTESANIA

- Possibilità di ancoraggio a diverse altezze
  Possibility of anchoring at different heights
- Variando la distanza dei distanziali, cambia la flessione del montante
  Changing the distance between the spacers will modify the post deflection.
- Sermplice da montare
  Easy Assembly
- Non serve forare il montante
  Drilling not required

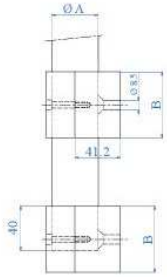

Kit 2 pezzi
Set 2 pieces

AISI304	AISI316	Per tubo *For tube* A	B
E118110	E118210	Ø 42,4 mm 1 2/3" dia.	Ø 60 mm 2 23/64"
E118120	E118220	Ø 48,3 mm 1 7/8" dia. x 5/64"	Ø 68 mm 2 11/16"

ARTICOLO DI SPESSORAMENTO ALLA BASE IDONEO A VINCERE LE POSSIBILI IMPERFEZIONI DOVUTE ALLA SUPERFICIE DELLA STRUTTURA PORTANTE. PUO' ESSERE USATO PER L'ART. E118110 ED ANALOGHI

SHIMMING ARTICLE AT THE BASE SUITABLE TO OVERCOME THE POSSIBLE IMPERFECTIONS OF THE BEARING STRUCTURE. IT CAN BE USED ALSO FOR E118110 AND SIMILAR ARTICLES.

ART. E1800380 VEDI PAG 31
FOR ART. E1800380
SEE PAGE 31

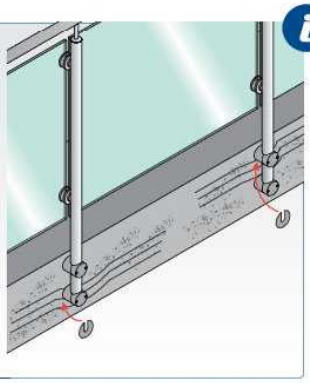

LA PIÙ VENDUTA IN ITALIA
BESTSELLER IN ITALY



1

POSIZIONARE GLI ELEMENTI ALLE ALTEZZE DESIDERATE IN FUNZIONE DELLA STRATIGRAFIA PORTANTE
THE ELEMENTS ARE TO BE POSITIONED AT THE CORRECT HEIGHTS ACCORDING TO THE BEARING STRUCTURE

2

ADAGIARE IL MONTANTE ALLE PARTI GIÀ INSTALLATE A PARETE
LAY THE POST ON THE ELEMENTS ALREADY FIXED TO THE WALL

3

FISSARE LE PARTI MANCANTI CON LA CHIAVE A BRUGOLA
FIX THE MISSING PARTS WITH AN ALLEN KEY

RIPRODUZIONE VIETATA IAM DESIGN REPRODUCTION PROHIBITED www.iamdesign.com

ELEMENTI DI ANCORAGGIO - ANCHORAGE ELEMENTS

ANCORAGGI LATERALI - LATERAL ANCHORAGES

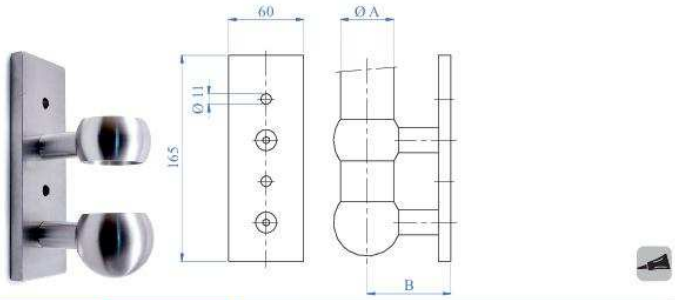

AISI304	AISI316	Per tubo *For tube* A	B
E11510	E11510316	Ø 33,7 mm 1 1/3" dia.	62 mm 2 7/16"
E11520	E11520316	Ø 42,4 mm 1 2/3" dia.	67 mm 2 41/64"

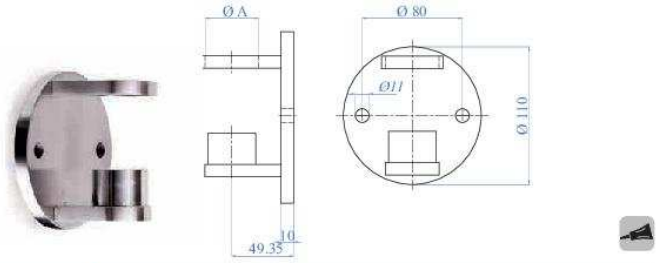

AISI316	Per tubo *For tube* A
E40350	Ø 42,4 x 2,0 mm 1 2/3" dia. x 5/64"
E40350/26	Ø 42,4 x 2,6 mm 1 2/3" dia. x 7/64"
E40360	Ø 48,3 x 2,0 mm 1 7/8" dia. x 5/64"
E40360/26	Ø 48,3 x 2,6 mm 1 7/8" dia. x 7/64"

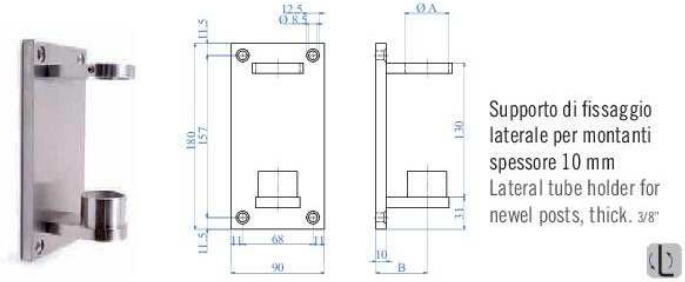

Supporto di fissaggio laterale per montanti spessore 10 mm
Lateral tube holder for newel posts, thick. 3/8"

AISI304	AISI316	Per tubo *For tube* A	B
NEW E406/304	E406	Ø 42,4 x 2,0 mm 1 2/3" dia. x 5/64"	49 mm 1 15/16"
-	E407	Ø 48,3 x 2,0 mm 1 7/8" dia. x 5/64"	57 mm 2 1/4"

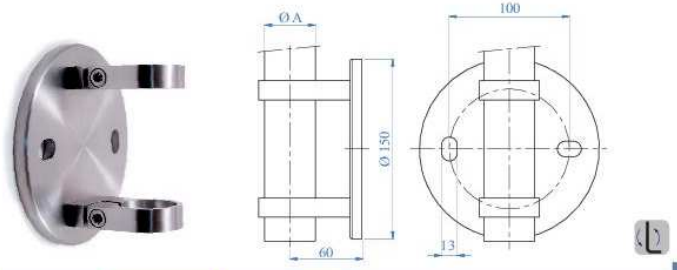

AISI304	AISI316	Per tubo *For tube* A
E116	E116316	Ø 42,4 mm 1 2/3" dia.
E118	-	Ø 48,3 x 2,0 mm 1 7/8" dia. x 5/64"

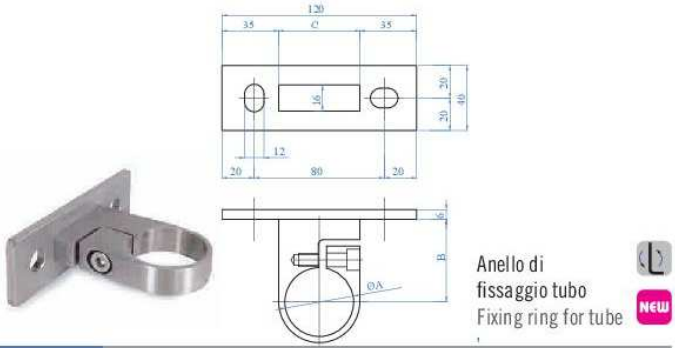

Anello di fissaggio tubo
Fixing ring for tube

AISI304	Per tubo *For tube* A	B	C
E11740	Ø 42,4 mm 1 2/3" dia.	51 mm 2"	51 mm 2"
E11760	40 x 40 mm 1 9/16" x 1 9/16"	59 mm 2 5/16"	48 mm 1 7/8"

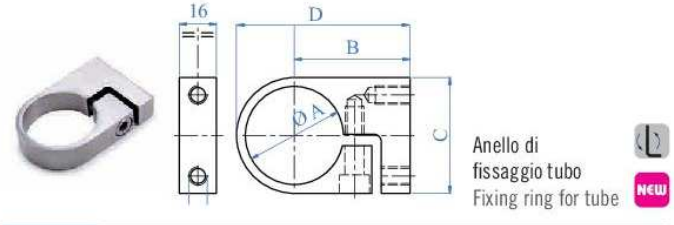

Anello di fissaggio tubo
Fixing ring for tube

AISI304	Per tubo *For tube* A	B	C	D
E117	Ø 42,4 mm 1 2/3" dia.	51 mm 2"	50 mm 1 31/32"	76 mm 3"
E11710	Ø 48,3 mm 1 7/8" dia.	59 mm 2 5/16"	55 mm 2 5/32"	87 mm 3 7/16"
E11720	40 x 40 mm 1 9/16" x 1 9/16"	59 mm 2 5/16"	48 mm 1 7/8"	83 mm 3 9/32"

ELEMENTI DI ANCORAGGIO - ANCHORAGE ELEMENTS

ANCORAGGI LATERALI - LATERAL ANCHORAGE

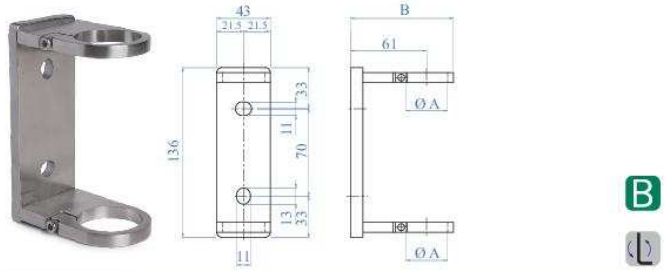

AISI316	Per tubo *For tube* A	B
E116100	Ø 33,7 mm 1 1/3" dia.	80 mm 3 5/32"
E116200	Ø 42,4 mm 1 2/3" dia.	84 mm 3 5/16"
E116300	40 x 40 mm 1 9/16" x 1 9/16"	84 mm 3 5/16"

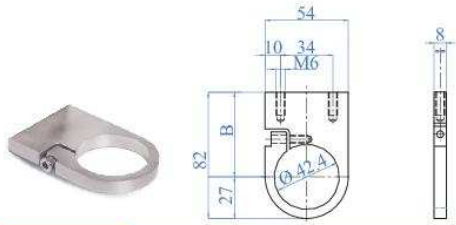

Anello di fissaggio tubo
Fixing ring for tube

AISI316	Per tubo *For tube* A	B
E117100	Ø 33,7 mm 1 1/3" dia. x 5/64"	45 mm 1 3/4"
E117200	Ø 42,4 mm 1 2/3" dia.	49 mm 1 15/16"
E117300	40 x 40 mm 1 9/16" x 1 9/16"	49 mm 1 15/16"

FACILE DA MONTARE E NON DEVI FORARE
EASY TO ASSEMBLE, NO DRILLING NEEDED

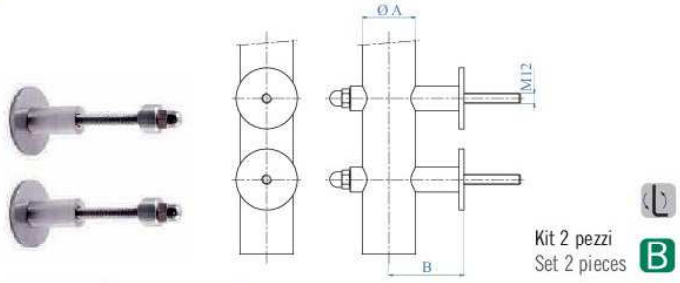

Kit 2 pezzi
Set 2 pieces

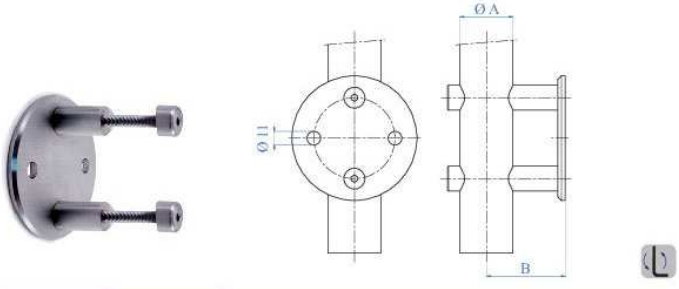

AISI304	AISI316	Per tubo *For tube* A	B
E11310	E11310316	Ø 33,7 mm 1 1/3" dia.	55 mm 2 11/64"
E11320	E11320316	Ø 42,4 mm 1 2/3" dia.	60 mm 2 23/64"
E11330	E11330316	Ø 48,3 mm 1 7/8" dia.	63 mm 2 31/64"
E11340	E11340316	Superficie piana Flat face	

AISI304	AISI316	Per tubo *For tube* A	B
E11410	E11410316	Ø 33,7 x 2,0 mm 1 1/3" dia. x 5/64"	58 mm 2 9/32"
E11420	E11420316	Ø 42,4 x 2,0 mm 1 2/3" dia. x 5/64"	63 mm 2 31/64"
E11430	E11430316	Ø 48,3 x 2,0 mm 1 7/8" dia. x 5/64"	66 mm 2 5/8"
E11440	E11440316	Superficie piana Flat face	63 mm 2 31/64"

RIPRODUZIONE VIETATA IAM DESIGN REPRODUCTION PROHIBITED www.iamdesign.com

ELEMENTI DI ANCORAGGIO - ANCHORAGE ELEMENTS

DISCHI E FLANGE PIATTI - FLAT DISC AND FLANGES

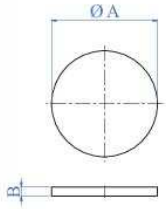

Disco piatto satinato grana 240
Flat disc grain 240

AISI304	AISI316	Dimensioni *Dimensions* A x B
E060	-	Ø 33 x 4 mm 1 19/64" dia. x 5/32"
E061	E061316	Ø 42 x 4 mm 1 21/32" dia. x 5/32"
E062	-	Ø 48 x 4 mm 1 57/64" dia. x 5/32"
E063	E063316	Ø 60 x 4 mm 2 3/8" dia. x 5/32"
E0631	E4753	Ø 70 x 6 mm 2 3/4" dia. x 15/64"
E064	E064316	Ø 80 x 4 mm 3 5/32" dia. x 5/32"
E065	E065316	Ø 100 x 4 mm 3 15/16" dia. x 5/32"
E066	E066316	Ø 100 x 6 mm 3 15/16" dia. x 15/64"
E069	E069316	Ø 120 x 6 mm 3 23/32" dia. x 15/64"

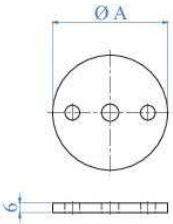

AISI304	AISI316	Dimensioni *Dimensions* A	Fori esterni *External Holes*	Foro centrale *Central Hole*
E0690	-	Ø 70 x 6 mm 2 3/4" dia. x 15/64"	2 x Ø 9 mm 2 x 23/64" dia.	Ø 10,5 mm 27/64" dia.

USA I DISCHI E FLANGE CON GLI ACCESSORI PER CORRIMANI DI PAG. 282
USE DISKS AND FLANGES WITH THE ACCESSORIES FOR HANDRAILS SHOWN ON PAGES 282

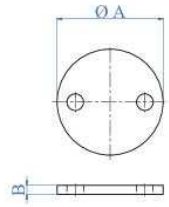

Satinati con grana 240, con fori senza svaso
Satin finish with grain size 240, with straight Holes

AISI304	AISI316	Dimensioni *Dimensions* A x B	Fori *Holes*
E0680	-	Ø 70 x 6 mm 2 3/4" dia. x 15/64"	2 x Ø 11 mm 2 x 7/16" dia.
E0681	E0681316	Ø 80 x 6 mm 3 5/32" dia. x 15/64"	2 x Ø 11 mm 2 x 7/16" dia.
E0682	E0682316	Ø 100 x 6 mm 3 15/16" dia. x 15/64"	2 x Ø 11 mm 2 x 7/16" dia.
E0683	E0683316	Ø 120 x 6 mm 4 23/32" dia. x 15/64"	2 x Ø 11 mm 2 x 7/16" dia.

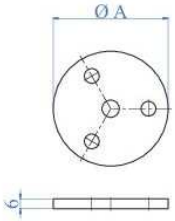

AISI304	AISI316	Dimensioni *Dimensions* A	Fori esterni *External Holes*	Foro centrale *Central Hole*
E0695	E4755	Ø 70 x 6 mm 2 3/4" dia. x 15/64"	3 x Ø 9 mm 3 x 23/64" dia.	Ø 10,5 mm 27/64" dia.

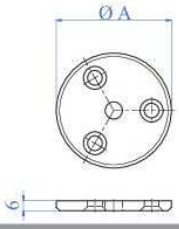

Fori con svasi e perimetro bisellato
Countersunk Holes and chamfered perimeter

AISI304	AISI316	Dimensioni *Dimensions* A	Fori esterni *External Holes*	Foro centrale *Central Hole*
E0695/D	E4755/D	Ø 70 x 6 mm 2 3/4" dia. x 15/64"	3 x Ø 9 mm 3 x 23/64" dia.	Ø 10,5 mm 27/64" dia.

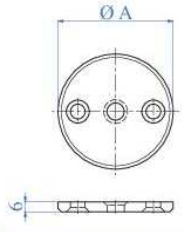

Fori con svasi e perimetro bisellato
Countersunk Holes and chamfered perimeter

AISI304	AISI316	Dimensioni *Dimensions* A	Fori esterni *External Holes*	Foro centrale *Central Hole*
E0690/D	E4754/D	Ø 70 x 6 mm 2 3/4" dia. x 15/64"	2 x Ø 9 mm 2 x 23/64" dia.	Ø 10,5 mm 27/64" dia.

RIPRODUZIONE VIETATA
IAM DESIGN
REPRODUCTION PROHIBITED

ELEMENTI DI ANCORAGGIO - ANCHORAGE ELEMENTS

FLANGIA STAMPATA - STAMPED FLANGE

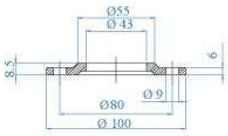

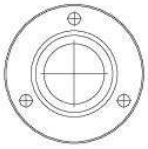

Flangia stampata
Stamped flange

AISI304	AISI316	Dimensioni *Dimensions*	Fori *Holes*
E40810	E40810316	Ø 100 x 8,5 mm 3 15/16" dia. x 11/32"	3 x Ø 9 mm 2 x 11/32" dia.

SUPER STRONG

- PIU' ALTA BASE D'APPOGGIO AUMENTA LA STABILITA'
- A HIGHER BASE THAT INCREASES STABILITY.

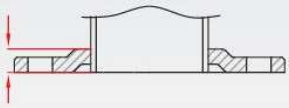

- CAMERA INFERIORE CHE PERMETTE LA SALDATURA A CORDONE
- SHALLOW CAVITY THAT ALLOWS THE BEAD WELDING

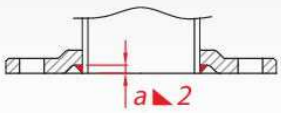

1 POSIZIONARE IL TUBO A LIVELLO DELLA BASE DELLA FLANGIA
PLACE THE TUBE AT THE LEVEL OF THE BASE OF THE FLANGE

2 ESEGUIRE LA SALDATURA CON METALLO D'APPORTO FINO ALLA CREAZIONE DEL CORDONE
PROCEED WITH REQUIRED BEAD WELD

IAMDESIGN REPRODUCTION PROHIBITED

ALIMESA
FUNDICION · FORJA · ARTESANIA
926 86 11 48 ALMAGRO

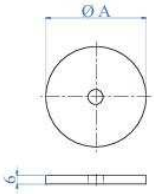

AISI304	AISI316	Dimensioni *Dimensions* A	Foro centrale *Central Hole*
E0600	E0600316	Ø 100 x 6 mm 3 15/16" dia. x 15/64"	Ø 13 mm 33/64" dia.

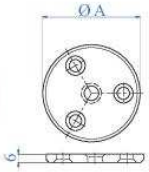

Fori con svasi e perimetro bisellato
Countersunk Holes and chamfered perimeter

AISI304	AISI316	Dimensioni *Dimensions* A	Fori esterni *External Holes*	Foro centrale *Central Hole*
E0700	E0700316	Ø 100 x 6 mm 3 15/16" dia. x 15/64"	3 x Ø 9 mm 3 x 23/64" dia.	Ø 16 mm 5/8" dia.

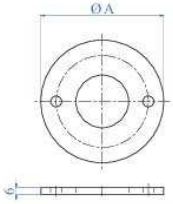

AISI304	AISI316	Dimensioni *Dimensions* A	Fori esterni *External Holes*	Foro centrale *Central Hole*
E0691	E0691316	Ø 100 x 6 mm 3 15/16" dia. x 15/64"	2 x Ø 9 mm 2 x 23/64" dia.	Ø 43 mm 1 11/16" dia.
NEW E069100	E069100316	Ø 100 x 6 mm 3 15/16" dia. x 15/64"	2 x Ø 11 mm 2 x 7/16" dia.	Ø 43 mm 1 11/16" dia.
E0692	E0692316	Ø 120 x 6 mm 4 23/32" dia. x 15/64"	2 x Ø 11 mm 2 x 7/16" dia.	Ø 49 mm 1 15/16" dia.
E0693	-	Ø 120 x 6 mm 4 23/32" dia. x 15/64"	2 x Ø 11 mm 2 x 7/16" dia.	Ø 43 mm 1 11/16" dia.
-	E0694316	Ø 140 x 6 mm 5 33/64" dia. x 15/64"	2 x Ø 11 mm 2 x 7/16" dia.	Ø 49 mm 1 15/16" dia.

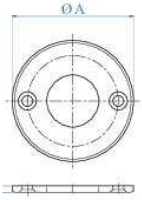

Fori con svasi e perimetro bisellato
Countersunk Holes and chamfered perimeter

AISI304	AISI316	Dimensioni *Dimensions* A	Fori esterni *External Holes*	Foro centrale *Central Hole*
E0691/D	E0691316/D	Ø 100 x 6 mm 3 15/16" dia. x 15/64"	2 x Ø 9 mm 2 x 23/64" dia.	Ø 43 mm 1 11/16" dia.

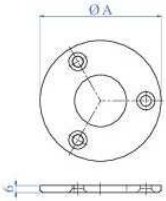

Fori con svasi e perimetro bisellato
Countersunk Holes and chamfered perimeter

AISI304	AISI316	Dimensioni *Dimensions* A	Fori esterni *External Holes*	Foro centrale *Central Hole*
E0696/D	E4751/D	Ø 100 x 6 mm 3 15/16" dia. x 15/64"	3 x Ø 9 mm 3 x 23/64" dia.	Ø 43 mm 1 11/16" dia.
E06961/D	E47511/D	Ø 100 x 6 mm 3 15/16" dia. x 15/64"	3 x Ø 9 mm 3 x 23/64" dia.	Ø 34,5 mm 1 23/64" dia.

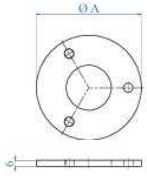

AISI304	AISI316	Dimensioni *Dimensions* A	Fori esterni *External Holes*	Foro centrale *Central Hole*
E06961	-	Ø 100 x 6 mm 3 15/16" dia. x 15/64"	3 x Ø 9 mm 3 x 23/64" dia.	Ø 34,5 mm 1 23/64" dia.
E0696	E4751	Ø 100 x 6 mm 3 15/16" dia. x 15/64"	3 x Ø 9 mm 3 x 23/64" dia.	Ø 43 mm 1 11/16" dia.
E0697	E4757	Ø 120 x 6 mm 4 23/32" dia. x 15/64"	3 x Ø 11 mm 3 x 7/16" dia.	Ø 49 mm 1 15/16" dia.
E0698	E4756	Ø 120 x 6 mm 4 23/32" dia. x 15/64"	3 x Ø 11 mm 3 x 7/16" dia.	Ø 43 mm 1 11/16" dia.
E0699	-	Ø 140 x 6 mm 5 33/64" dia. x 15/64"	3 x Ø 11 mm 3 x 7/16" dia.	Ø 49 mm 1 15/16" dia.
E06992	-	Ø 140 x 6 mm 5 33/64" dia. x 15/64"	3 x Ø 11 mm 3 x 7/16" dia.	Ø 51,5 mm 2 1/32" dia.
E06991	E4759	Ø 140 x 6 mm 5 33/64" dia. x 15/64"	3 x Ø 11 mm 3 x 7/16" dia.	Ø 61 mm 2 13/32" dia.

NEW

AISI304	Dimensioni *Dimensions* A	Fori esterni *External Holes*	Foro centrale *Central Hole*
E004720138	Ø 100 x 6 mm 3 15/16" dia. x 15/64"	4 x Ø 9 mm 4 x 23/64" dia.	Ø 43 mm 1 11/16" dia.

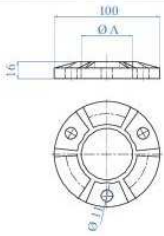

S

AISI316	Dimensioni *Dimensions*	Fori esterni *External Holes*	Foro centrale *Central Hole* A
E40820	Ø 100 x 16 mm 3 15/16" dia. x 5/8"	3 x Ø 11 mm 3 x 7/16" dia.	Ø 43 mm 1 11/16" dia.
E40830	Ø 100 x 16 mm 3 15/16" dia. x 5/8"	3 x Ø 11 mm 3 x 7/16" dia..	Ø 49 mm 1 15/16" dia.

RIPRODUZIONE VIETATA
IAM DESIGN
REPRODUCTION PROHIBITED

ALIMESA
FUNDICION · FORJA · ARTESANIA
926 86 11 48 ALMAGRO

ELEMENTI DI ANCORAGGIO - ANCHORAGE ELEMENTS

DISCHI BOMBATI - ROUNDED CONVEX DISCS

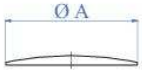

Spessore ca. 1,5 - 2,0 mm
senza fori
Thickness approx. 1/16" - 5/64"
without Holes

AISI304	Dimensioni *Dimensions* A
E050	Ø 33,7 mm - 1 1/3" dia.
E051	Ø 42,4 mm - 1 2/3" dia.
E052	Ø 48,3 mm - 1 7/8" dia.
E053	Ø 60,3 mm - 2 3/8" dia.
E054	Ø 76,1 mm - 3" dia.

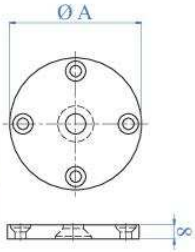

Flangia di Ancoraggio (Alluminio)
Anchorage Flange (Aluminium)

In alluminio, spessore 8 mm e
foro centrale Ø 11 mm
In aluminium, Thickness 5/16"
and Central Hole 7/16" dia.

ALUMINIUM	Dimensioni *Dimensions* A	Foro interno *Internal Hole*	Fori esterni *External Holes*
E015	Ø 55 mm 2 11/64" dia.	Ø 11 mm 5/16" dia.	3 x Ø 6 mm 3 x 15/64" dia.
E016	Ø 75 mm 2 61/64" dia.	Ø 11 mm 5/16" dia.	4 x Ø 6 mm 4 x 15/64" dia.
E017	Ø 95 mm 3 47/64" dia.	Ø 11 mm 5/16" dia.	4 x Ø 6 mm 4 x 15/64" dia.

SU RICHIESTA OGNI ARTICOLO
È SATINATO ANCHE SUI BORDI
BORDER SIDE OF ARTICLES MAY ALSO BE
FINISHED UPON REQUEST.

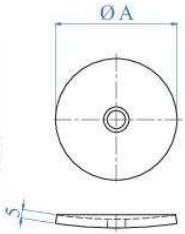

Flange Bombate
Rounded Convex Flanges

Un lato satinato, con fori
leggermente svasati
One side with satin finish, holes
slightly countersunk

AISI304	AISI316	Dimensioni *Dimensions* A	Foro centrale *Central Hole*	Fori esterni *External Holes*
E0631/5	E0631316/5	Ø 70 x 5 mm 2 3/4" dia. x 13/64"	Ø 10,5 mm 27/64" dia.	No No

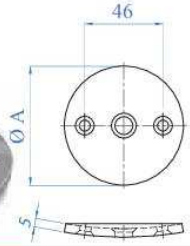

Flange Bombate
Rounded Convex Flanges

Un lato satinato, con fori
leggermente svasati
One side with satin finish, holes
slightly countersunk

AISI304	AISI316	Dimensioni *Dimensions* A	Foro centrale *Central Hole*	Fori esterni *External Holes*
E0690/5	E0690316/5	Ø 70 x 5 mm 2 3/4" dia. x 13/64"	Ø 10,5 mm 27/64" dia.	2 x Ø 6,5 mm 2 x 17/64" dia.

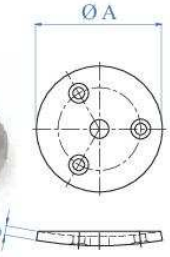

Flange Bombate
Rounded Convex Flanges

Un lato satinato, con fori
leggermente svasati
One side with satin finish, holes
slightly countersunk

AISI304	AISI316	Dimensioni *Dimensions* A	Foro centrale *Central Hole*	Fori esterni *External Holes*
E0695/5	E0695316/5	Ø 70 x 5 mm 2 3/4" dia. x 13/64"	Ø 10,5 mm 27/64" dia.	3 x Ø 6,5 mm 3 x 17/64" dia.

RIPRODUZIONE VIETATA IAM DESIGN REPRODUCTION PROHIBITED www.iamdesign.com

ALIMESA
FUNDICION · FORJA · ARTESANIA
926 86 11 48 ALMAGRO

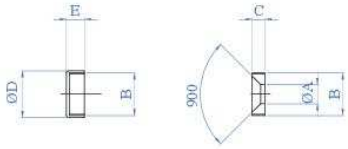

AISI304	AISI316	Filetto *Thread*	Ø/dia. A	B	C	Ø/dia. D	E
E0485	E0485316	M6	6,5 mm 17/64"	M17x1	4 mm 5/32"	19 mm 3/4"	7 mm 9/32"
E0486	E0486316	M8	9 mm 11/32"	M20x1	5 mm 3/16"	22 mm 7/8"	7,5 mm 9/32"
-	E0487316	M10	11 mm 7,16"	M24x1,5	8 mm 5/16"	26 mm 1 1/32"	11 mm 7/16"
E0488	E0488316	M12	13 mm 11/2"	M29x1,5	7,5 mm 9/32"	32 mm 1 1/4"	11 mm 7/16"

REPRODUCTION PROHIBITED

ELEMENTI DI ANCORAGGIO - ANCHORAGE ELEMENTS

FLANGE SAGOMATE - SHAPED FLANGES

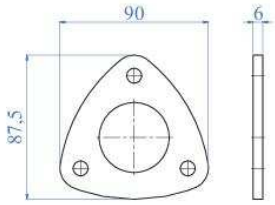

AISI304	AISI316	Dimensioni *Dimensions*	Foro centrale *Central Hole*	Fori esterni *External Holes*	Spess. *Thickn.*
E08110	E08110316	87,5 x 90 mm 3 7/16" x 3 9/16"	Ø 43 mm 1 11/16" dia.	3 x Ø 11 mm 3 x 7/16" dia.	6 mm 15/64"
E08120	E08120316	87,5 x 90 mm 3 7/16" x 3 9/16"	Ø 34,5 mm 1 23/64" dia.	3 x Ø 11 mm 3 x 7/16" dia.	6 mm 15/64"

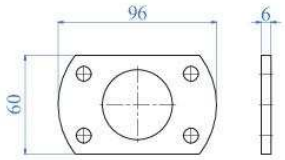

AISI304	Dimensioni *Dimensions*	Foro centrale *Central Hole*	Fori esterni *External Holes*	Spess. *Thickn.*
E08310	96 x 60 mm 3 25/32" x 2 23/64"	Ø 43 mm 1 11/16" dia.	4 x Ø 11 mm 4 x 7/16" dia.	6 mm 15/64"
E08320	96 x 60 mm 3 25/32" x 2 23/64"	Ø 34,5 mm 1 23/64" dia.	4 x Ø 11 mm 4 x 7/16" dia.	6 mm 15/64"

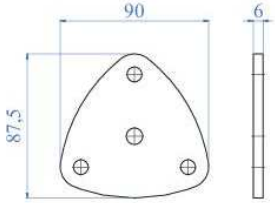

AISI304	AISI316	Dimensioni *Dimensions*	Foro centrale *Central Hole*	Fori esterni *External Holes*	Spess. *Thickn.*
E08150	E08150316	87,5 x 90 mm 3 7/16" x 3 9/16"	Ø 12 mm 1/2" dia.	3 x Ø 11 mm 3 x 7/16" dia.	6 mm 15/64"
E08160	E08160316	87,5 x 90 mm 3 7/16" x 3 9/16"	Ø 10 mm 3/8" dia.	3 x Ø 11 mm 3 x 7/16" dia.	6 mm 15/64"

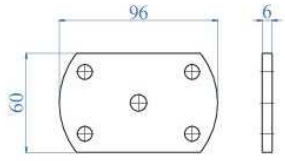

AISI304	AISI316	Dimensioni *Dimensions*	Foro centrale *Central Hole*	Fori esterni *External Holes*	Spess. *Thickn.*
-	E08350316	96 x 60 mm 3 25/32" x 2 23/64"	Ø 12 mm 1/2" dia.	4 x Ø 11 mm 4 x 7/16" dia.	6 mm 15/64"
E08360	E08360316	96 x 60 mm 3 25/32" x 2 23/64"	Ø 10 mm 3/8" dia.	4 x Ø 11 mm 4 x 7/16" dia.	6 mm 15/64"

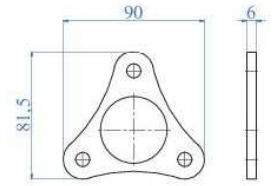

AISI304	AISI316	Dimensioni *Dimensions*	Foro centrale *Central Hole*	Fori esterni *External Holes*	Spess. *Thickn.*
E08210	E08210316	81,5 x 90 mm 3 7/32" x 3 9/16"	Ø 43 mm 1 11/16" dia.	3 x Ø 11 mm 3 x 7/16" dia.	6 mm 15/64"
E08220	-	81,5 x 90 mm 3 7/32" x 3 9/16"	Ø 34,5 mm 1 23/64" dia.	3 x Ø 11 mm 3 x 7/16" dia.	6 mm 15/64"

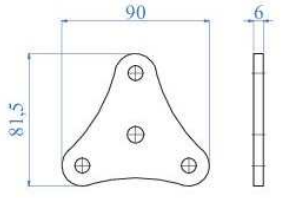

AISI304	AISI316	Dimensioni *Dimensions*	Foro centrale *Central Hole*	Fori esterni *External Holes*	Spess. *Thickn.*
E08250	-	81,5 x 90 mm 3 7/32" x 3 9/16"	Ø 12 mm 1/2" dia.	3 x Ø 11 mm 3 x 7/16" dia.	6 mm 15/64"
E08260	E08260316	81,5 x 90 mm 3 7/32" x 3 9/16"	Ø 10 mm 3/8" dia.	3 x Ø 11 mm 3 x 7/16" dia.	6 mm 15/64"

SU RICHIESTA OGNI ARTICOLO PUÒ ESSERE SATINATO ANCHE SUI BORDI
BORDER SIDE OF ARTICLES MAY ALSO BE FINISHED UPON REQUEST

RIPRODUZIONE VIETATA IAM DESIGN REPRODUCTION PROHIBITED

ELEMENTI DI ANCORAGGIO - ANCHORAGE ELEMENTS

FLANGE SAGOMATE - SHAPED FLANGES

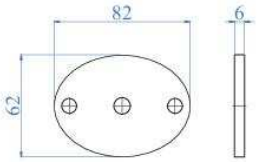

AISI304	AISI316	Dimensioni *Dimensions*	Foro centrale *Central Hole*	Fori esterni *External Holes*	Spessore *Thickness*
E08450	-	82 x 62 mm 3 15/64" x 2 7/16"	Ø 12 mm 1/2" dia.	2 x Ø 11 mm 2 x 7/16" dia.	6 mm 15/64"
-	E08460316	82 x 62 mm 3 15/64" x 2 7/16"	Ø 10 mm 3/8" dia.	2 x Ø 11 mm 2 x 7/16" dia.	6 mm 15/64"

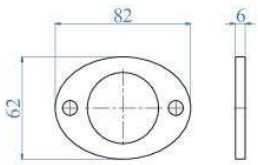

AISI304	AISI316	Dimensioni *Dimensions*	Foro centrale *Central Hole*	Fori esterni *External Holes*	Spessore *Thickness*
E08410	E08410316	82 x 62 mm 3 15/64" x 2 7/16"	Ø 43 mm 1 11/16" dia.	2 x Ø 11 mm 2 x 7/16" dia.	6 mm 15/64"
E08420	-	82 x 62 mm 3 15/64" x 2 7/16"	Ø 34,5 mm 1 23/64" dia.	2 x Ø 11 mm 2 x 7/16" dia.	6 mm 15/64"

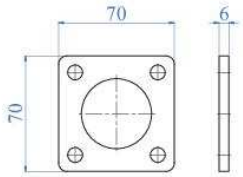

AISI304	AISI316	Dimensioni *Dimensions*	Foro centrale *Central Hole*	Fori esterni *External Holes*	Spessore *Thickness*
E08510	-	70 x 70 mm 2 3/4" x 2 3/4"	Ø 43 mm 1 11/16" dia.	4 x Ø 11 mm 4 x 7/16" dia.	6 mm 15/64"
E08520	E08520316	70 x 70 mm 2 3/4" x 2 3/4"	Ø 34,5 mm 1 23/64" dia.	4 x Ø 11 mm 4 x 7/16" dia.	6 mm 15/64"

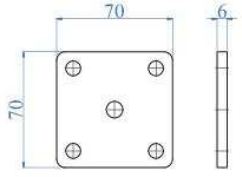

AISI304	AISI316	Dimensioni *Dimensions*	Foro centrale *Central Hole*	Fori esterni *External Holes*	Spessore *Thickness*
E08550	E08550316	70 x 70 mm 2 3/4" x 2 3/4"	Ø 12 mm 1/2" dia.	4 x Ø 11 mm 4 x 7/16" dia.	6 mm 15/64"
E08560	E08560316	70 x 70 mm 2 3/4" x 2 3/4"	Ø 10 mm 3/8" dia.	4 x Ø 11 mm 4 x 7/16" dia.	6 mm 15/64"

SU RICHIESTA OGNI ARTICOLO PUÒ ESSERE SATINATO ANCHE SUI BORDI
BORDER SIDE OF ARTICLES MAY ALSO BE FINISHED UPON REQUEST

ELEMENTI DI ANCORAGGIO - ANCHORAGE ELEMENTS

COPRIFLANGE - FLANGE CANOPIES

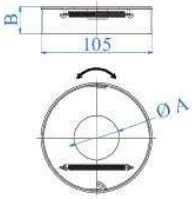

Copriflangia apribile
Flange canopy that can be opened NEW

AISI304	AISI316	Per tubo *For tube* A	B
E0207	E0207316	Ø 33,7 mm 1 1/3" dia. x 5/64"	25 mm 1"
E02071	E02071316	Ø 42,4 - 43,0 mm 1 2/3" - 1 11/16"	25 mm 1"
E02072	E02072316	Ø 48,3 mm 1 7/8" dia.	25 mm 1"

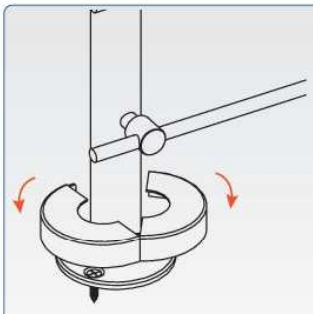

UTILE SE HAI DIMENTICATO DI MONTARE LE COPRIFLANGE NON DOVRAI PIÙ SMONTARE I PIANTONI A LAVORO ULTIMATO!

VERY USEFUL IF YOU FORGOT TO PLACE THE FLANGE CANOPIES. YOU DON'T HAVE TO DISASSEMBLE THE POSTS

Satinata con grana 240, spessore 1,5 mm
Satin finish with grain size 240, Thickness 1/16" B

AISI304	AISI316	Dimensioni *Dimensions* A	Foro *Hole* F	Altezza *Height* H
E0184	E0184316	Ø 76 mm 2 63/64" dia.	Ø 43,0 mm 1 11/16" dia.	12 mm 1/2"
E0191	E0191316	Ø 85 mm 3 15/64" dia.	Ø 34,5 mm 1 23/64" dia.	15 mm 19/32"
E019/38	-	Ø 85 mm 3 15/64" dia.	Ø 39 mm 1 17/32" dia.	15 mm 19/32"
E0192	-	Ø 85 mm 3 15/64" dia.	Ø 41,0 mm 1 39/64" dia.	15 mm 19/32"
E019	E019316	Ø 85 mm 3 15/64" dia.	Ø 43,0 mm 1 11/16" dia.	15 mm 19/32"
E020/S	E4072/S	Ø 105 mm 4 9/64" dia.	Ø 34,5 mm 1 23/64" dia.	15 mm 19/32"
E0202	E4074	Ø 105 mm 4 9/64" dia.	Ø 34,5 mm 1 23/64" dia.	25 mm 63/64"
E020/38	–	Ø 105 mm 4 9/64" dia.	Ø 38,5 mm 1 1/2" dia.	15 mm 19/32"
E020	E4072	Ø 105 mm 4 9/64" dia.	Ø 43,0 mm 1 11/16" dia.	15 mm 19/32"
E020/C	E4072/C	Ø 105 mm 4 9/64" dia.	Ø 43,0 mm 1 11/16" dia.	25 mm 63/64"
E0201	–	Ø 105 mm 4 9/64" dia.	Ø 49,0 mm 1 15/16" dia.	15 mm 19/32"
E0201/C	E4073	Ø 105 mm 4 9/64" dia.	Ø 49,0 mm 1 15/16" dia.	25 mm 63/64"
E02011	E40731	Ø 105 mm 4 9/64" dia.	Ø 51,50 mm 2" dia.	25 mm 63/64"
E0203	–	Ø 129 mm 5 5/64" dia.	Ø 43,0 mm 1 11/16" dia.	25 mm 63/64"
E0204	E4075	Ø 129 mm 5 5/64" dia.	Ø 49,0 mm 1 15/16" dia.	25 mm 63/64"
–	E4076	Ø 145 mm 5 45/64" dia.	Ø 49,0 mm 1 15/16" dia.	25 mm 63/64"
–	E4077	Ø 145 mm 5 45/64" dia.	Ø 61,0 mm 2 13/32" dia.	25 mm 63/64"
Lucido - Mirror Polished				
-	X4072	Ø 105 mm 4 9/64" dia.	Ø 43 mm 1 11/16" dia.	15 mm 19/32"
-	X4072/43	Ø 105 mm 4 9/64" dia.	Ø 43,5 mm 1 11/16" dia.	15 mm 19/32"
-	X40731	Ø 105 mm 4 9/64" dia.	Ø 51,50 mm 1" dia.	15 mm 19/32"

LA COPRIFLANGIA E0184 PUÒ ESSERE USATA SU INSTALLAZIONI CON SPAZI RIDOTTI COME AD ESEMPIO UN MURETTO
COMBINALA CON GLI ART. E021400 OPPURE CON E013 VEDI PAG 208 E 209

FLANGE CANOPY E0184 CAN BE USED ON INSTALLATIONS IN VERY SMALL AREAS, SUCH AS LOW WALLS.
USE IT WITH ART. E021400 OR ART. E013, SEE PAGES 208 AND 209

RIPRODUZIONE VIETATA IAM DESIGN REPRODUCTION PROHIBITED

GUARNIZIONE TRASPARENTE IN GOMMA
TRASPARENT RUBBER GASKET

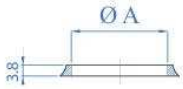

Guarnizione trasparente in gomma
Transparent rubber gasket NEW

RUBBER	Per tubo A *For tube*	Quantità per scatola *Quantity per box*
E0208	Ø 33,7 x 2,0 mm 1 1/3" dia. x 5/64"	10 pz./pc.
E02081	Ø 42,4 x 2,0 mm 1 2/3" dia. x 5/64"	10 pz./pc.
E02082	Ø 48,3 x 2,0 mm 1 7/8" dia. x 5/64"	10 pz./pc.

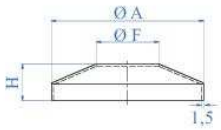

AISI304	AISI316	Dimensioni A *Dimensions*	Foro F *Hole*	Altezza H *Height*
E02061	E02061316	85 mm 3 11/32" dia.	Ø 34,5 mm 1 23/64" dia.	25 mm 63/64"
E02062	E02062316	85 mm 3 11/32" dia.	Ø 43,0 mm 1 11/16" dia.	25 mm 63/64"
E02063	E02063316	105 mm 4 9/64" dia.	Ø 34,5 mm 1 23/64" dia.	25 mm 63/64"
E02064	-	105 mm 4 9/64" dia.	Ø 43,0 mm 1 11/16" dia.	25 mm 63/64"

LA GUARNIZIONE APPLICATA SOPRA ALLA COPRIFLANGIA, PERMETTE DI ISOLARE IL MONTANTE DA INFILTRAZIONI DI LIQUIDI

BY PLACING THE GASKET ABOVE THE FLANGE, THIS WILL ISOLATE FLUID LEAKS.

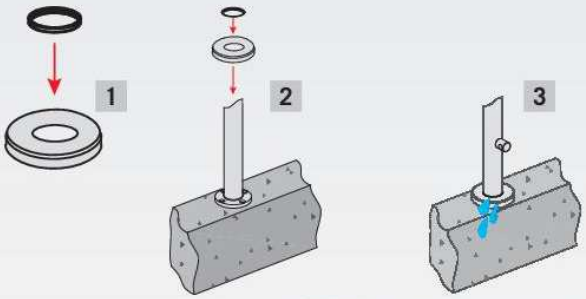

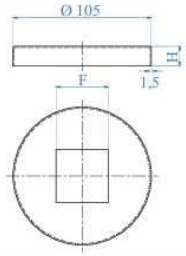

AISI304	AISI316	Dimensioni *Dimensions*	Foro F *Hole*	Altezza H *Height*
E02051	E02051316	Ø 105 mm 4 9/64" dia.	41 x 41 mm 1 39/64" x 1 39/64"	15 mm 19/32"

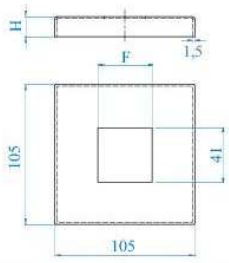

AISI304	AISI316	Dimensioni *Dimensions*	Foro F *Hole*	Altezza H *Height*
E02052	E02052316	105 x 105 mm 4 9/64" x 4 9/64"	41 x 41 mm 1 39/64" x 1 39/64"	15 mm 19/32"

RIPRODUZIONE VIETATA

REPRODUCTION PROHIBITED

ALIMESA
FUNDICION · FORJA · ARTESANIA
926 86 11 48 ALMAGRO

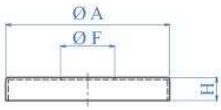

Satinata con grana 240, spessore 1,5 mm
Satin finish with grain size 240, Thickness 1/16"

AISI304	AISI316	Dimensioni *Dimensions* A	Foro *Hole* F	Altezza *Height* H
E0180	E0180316	Ø 45 mm 1 3/4" dia.	Ø 12,5 mm 1/2" dia.	10 mm 3/8"
E018	–	Ø 62 mm 2 7/16" dia.	Ø 20,5 mm 13/16" dia.	15 mm 19/32"
E0181	E0181316	Ø 62 mm 2 7/16" dia.	Ø 12,5 mm 1/2" dia.	15 mm 19/32"
NEW E0185	E0185316	Ø 70 mm 2 3/4"	Ø 12,5 mm 1/2" dia.	12 mm 1/2"
E0182	E4070	Ø 76 mm 2 63/64" dia.	Ø 12,5 mm 1/2" dia.	12 mm 1/2"
E0183	E4071	Ø 76 mm 2 63/64" dia.	Ø 14,5 mm 37/64" dia.	12 mm 1/2"

RIPRODUZIONE VIETATA IAM DESIGN REPRODUCTION PROHIBITED

ELEMENTI DI ANCORAGGIO - ANCHORAGE ELEMENTS

RACCORDERIA PER FISSAGGIO SU GRADINO A SBALZO - CONNECTOR FOR FIXING PROJECTING STEPS

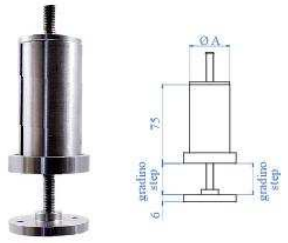

A

Ancoraggio autofissante a gradino
Auto fastening anchor for steps

AISI304	Per tubo *For tube* A
ES30010	Ø 33,7 x 2,0 mm 1 1/3" dia. x 5/64"
ES30020	Ø 42,4 x 2,0 mm 1 2/3" dia. x 5/64"

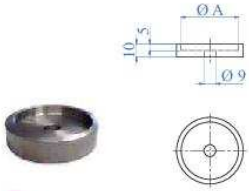

B

Flangia distanziale
Spacer flange

AISI304	Per tubo *For tube* A
ES31010	Ø 33,7 x 2,0 mm 1 1/3" dia. x 5/64"
ES31020	Ø 42,4 x 2,0 mm 1 2/3" dia. x 5/64"

E

Barra filettata
Threaded bar

AISI304	Lunghezza *Lenght*
ES340/350	350 mm 13 3/4"
ES340/400	400 mm 15 3/4"

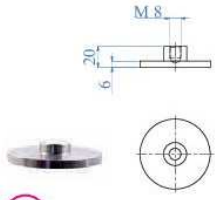

C

Terminale
End cap

AISI304	Per tubo *For tube* A
ES32010	Ø 33,7 x 2,0 mm 1 1/3" dia. x 5/64"
ES32020	Ø 42,4 x 2,0 mm 1 2/3" dia. x 5/64"

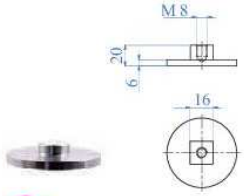

D

Terminale
End cap

AISI304	Per tubo *For tube* A
ES33010	Ø 33,7 x 2,0 mm 1 1/3" dia. x 5/64"
ES33020	Ø 42,4 x 2,0 mm 1 2/3" dia. x 5/64"

Per ancorare i piantoni ad un gradino a sbalzo
Anchor the newel post to a projected steps

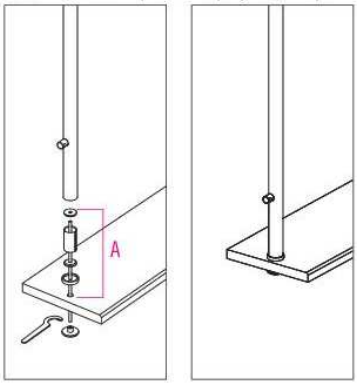

Per creare un distanziale per gradini
Create a space for area between steps

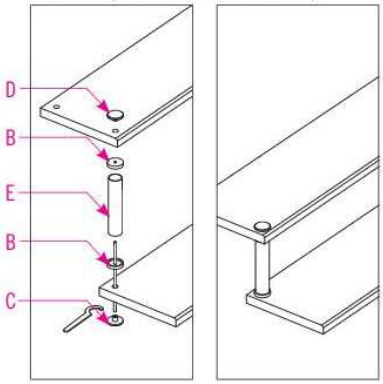

Per creare un ancoraggio a gradino con effetto passante
Here you can create a step anchor with a "pass through" effect

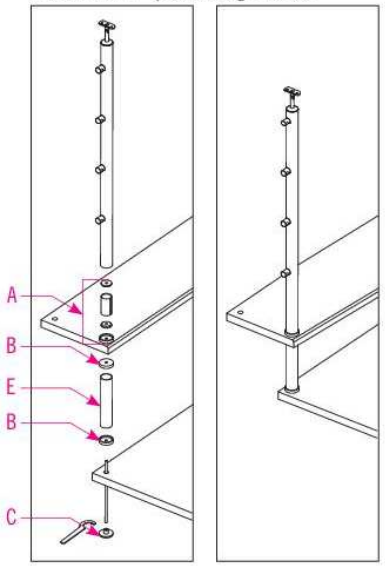

RIPRODUZIONE VIETATA IAM DESIGN REPRODUCTION PROHIBITED

ALIMESA
FUNDICION · FORJA · ARTESANIA
926 86 11 48 ALMAGRO

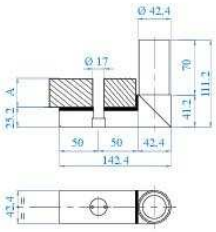

AISI316	Per tubo *For tube*	A
E022710	Ø 42,4 x 2,0 mm 1 2/3" dia. x 5/64"	da 30 a 45 mm from 1 3/16" to 1 3/4"

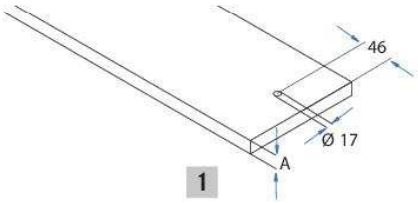

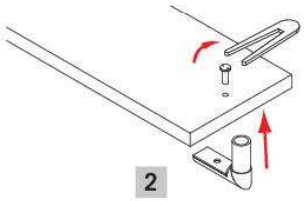

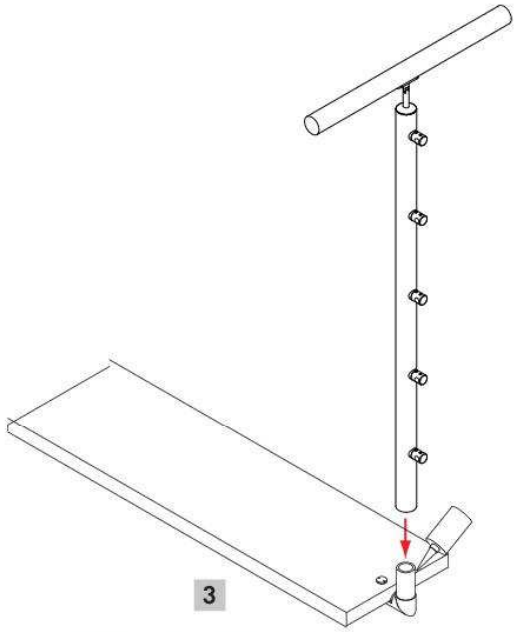

ELEMENTI DI ANCORAGGIO - ANCHORAGE ELEMENTS

ELEMENTI PER GRADINI SOSPESI IN VETRO - ELEMENTS FOR GLASS HANGING STEPS

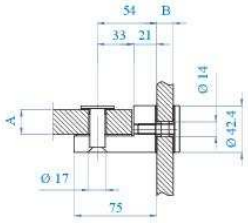

AISI316	A	B
E022720	da 30 a 45 mm from 1 3/16" to 1 3/4"	da 12 a 25 mm from 1/2" to 1"

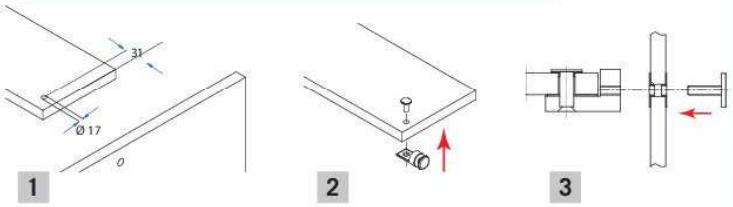

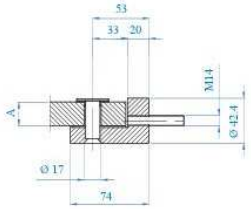

AISI316	A
E022730	da 30 a 45 mm from 1 3/16" to 1 3/4"

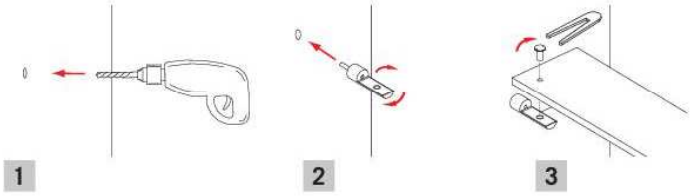

Chiave regolabile per serrare le rotulle ed elementi per gradini sospesi

Adjustable wrench to tighten rods and suspended steps

NEW

Art. no.
E40695

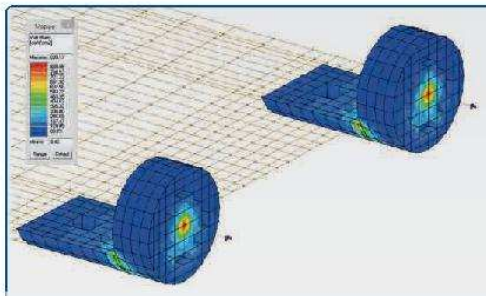

Conforme a resistere ad un carico di **400 kg/m²** secondo normativa cogente EN 1991/1 – NTC2008
Idoneo per ambienti di categoria:

Conforms to a load of **400 kg/m²** according to EN 1991/1 - NTC2008 compliant. Suitable for category environments:

- **A** locali di abitazioni e relativi servizi / housing and related services
- **B1** uffici non aperti al pubblico / offices not open to the public
- **B2** uffici aperti al pubblico / offices open to the public
- **C1** ospedali, ristoranti, caffe, banche, scuole / hospitals, restaurants, cafes, banks, schools
- **C2** balconi, ballatoi e scale comuni, sale convegni, cinema, teatri, chiese, tribune con posti fissi / balconies, balconies and common stairs, conference rooms, cinemas, theaters, churches, forums with fixed places
- **D1** negozi / shops

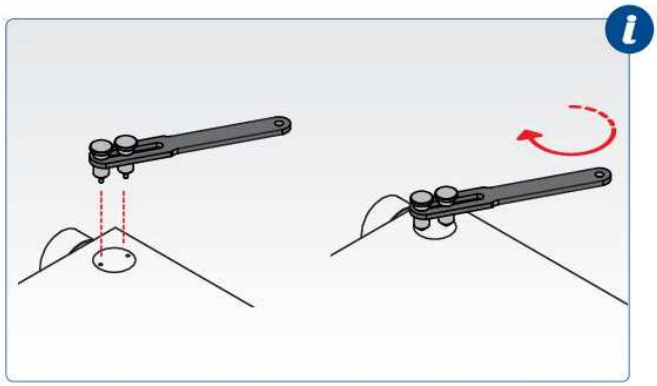

RIPRODUZIONE VIETATA
IAM DESIGN
REPRODUCTION PROHIBITED
www.iamdesign.com

ELEMENTI DI ANCORAGGIO - ANCHORAGE ELEMENTS
SCALE IN VETRO E ACCIAIO - GLASS AND STAINLESS STEEL STAIRCASES

GLASSTREE

Uso interno Indoor use
Satinato - Satin finish

AISI304

Richiedi il dimensionamento strutturale
Engineering calculations required

Scale dimensionate per aree aperte al pubblico che presentino bassa e media affluenza.
Dimensionata con carico di progetto di 400 Kg/m² Vetro non incluso
Stairway suitable for areas open to the public presenting low and medium turnout.
Dimensioned with 400 Kg/m² design load
Glass not included

NEW

SPIRAL

Art. no. E022740



Il modulo the module

Glasstree Spiral è la versione a chiocciola del sistema Glasstree. Questa elegante scala rievoca la forma e la struttura di un albero, composto da un tronco centrale e dai rami che si distribuiscono tutt'intorno.
Proprio come in un albero, il "tronco" è la struttura portante: è costituito da anelli modulari che consentono di costruire la scala in base alle altezze disponibili. Inoltre tramite l'utilizzo di accessori distanziatori, è possibile regolare il numero e l'altezza delle pedate.
I "rami" di questo albero sono rappresentati da due piatti verticali, anch'essi in acciaio inox, uniti tra loro da distanziatori cilindrici forati. Questo sistema conferisce leggerezza ed allo stesso tempo offre la massima solidità strutturale.
Glasstree Spiral is the spiral version of the Glasstree system. This elegant stairway mimics the shape and the structure of a tree, formed by a central trunk with branches all around.
Just like a tree, the "trunk" is the bearing structure: it is formed by modular rings that allow you to build the stairway according to the available heights. Furthermore, through the use of spacers, it is possible to adjust number and height of treads.
The "branches" of this tree are constituted by two stainless steel vertical flat bars joined to each other by pierced cylindrical spacers. This system gives lightness and, in the meantime, offers the maximum structural solidity.

NEW

WALL

Art. no. E022750



Il modulo the module

Glasstree Wall è la versione a muro del sistema Glasstree. Per i rami, formati da due piatti verticali in acciaio uniti tra loro da distanziatori cilindrici forati, è stato creato un piatto di sostegno per il fissaggio a parete. Il concetto di produzione modulare in serie è stato ottimizzato concependo il modulo base dei "rami" indipendente dal modulo di fissaggio. Con il vetro, personalizzabile, si coniuga la leggerezza ad un'ottima efficienza strutturale ma a piacere si possono scegliere materiali diversi come il legno o la lamiera metallica.

Glasstree Wall is the wall-mounted version of the Glasstree system. For the branches, two stainless steel vertical flat bars joined by pierced cylindric spacers, with a retaining flat bar for the wall fixing. The concept of modular production has been optimized conceiving the "branches" basic module independent from the fixing module. With the glass, customizable, the lightness combines with a perfect structural efficiency however different material like wood or sheet metal may be utilized.



RIPRODUZIONE VIETATA REPRODUCTION PROHIBITED

ELEMENTI DI ANCORAGGIO - ANCHORAGE ELEMENTS

SCALE IN VETRO E ACCIAIO - GLASS AND STAINLESS STEEL STAIRCASES

BACKBONE

Uso interno Indoor use
Satinato - Satin finish

AISI304

Richiedi il dimensionamento strutturale
Engineering calculations required

Scale dimensionate per aree aperte al pubblico che presentino bassa e media affluenza.
Dimensionata con carico di progetto di 400 Kg/m². Vetro non incluso
Stairway suitable for areas open to the public presenting low and medium turnout.
Dimensioned with 400 Kg/m² design load
Glass not included

NEW

SINGLE

Art. no. E022760

Il modulo the module

Backbone Single è una scala flessibile del sistema Backbone che offre la possibilità di rispondere al maggior numero di soluzioni possibili: la struttura in acciaio inox è composta da un modulo base ripetibile e dalle forme essenziali dettate dalla sua funzione. E' stato studiato un sistema modulare che permettesse di creare scale sia lineari che curve e che offrisse inoltre la possibilità di regolare luci e larghezze. "Backbone", una scala concepita come una spina dorsale che, grazie agli snodi flessibili che la compongono, ci permette di creare o seguire gli andamenti più disparati.

Backbone Single is a flexible stairway that gives the possibility to meet the greatest number of possible solutions. The stainless steel structure is formed by a basic module repeatable and characterized by essential shapes as suggested by its purpose. We have studied a modular system that allows you to create stairways both linear and curved with the possibility to adapt to lights and widths. "Backbone", a stairway conceived exactly like a backbone, thanks to flexible junctions, allows you to create or follow all kinds of movements.



NEW

DOUBLE

Art. no. E022770

Il modulo the module

Backbone Double, è il sistema di scala Backbone a doppia spina dorsale che permette di creare scale lineari, con o senza pianerottoli, con parapetti sia in acciaio che in vetro. I vantaggi di avere due o più "spine dorsali" unite tra loro da elementi orizzontali sono molteplici:

- poter raggiungere larghezze superiori,
- avere strutture di maggior resistenza,
- evitare (in alcuni casi) elementi accessori di sostegno (a parete o a terra),
- aumentare i punti di appoggio della pedata in vetro diminuendone le dimensioni.

Backbone Double is the stairway that allows you to create linear stairways with or without landings as well as railings both in stainless and glass. The benefits to have two or more "backbones" joined to each-other by the horizontal elements are numerous:

- possibility of reaching larger widths
- to have structures with higher resistance
- to avoid (in some cases) supporting elements (floor or wall accessories)
- to increase the support points of the glass tread reducing its dimensions.



RIPRODUZIONE VIETATA IAM DESIGN REPRODUCTION PROHIBITED

ALIMESA
FUNDICION · FORJA · ARTESANIA
926 86 11 48 ALMAGRO

GLASSTEP

Uso esterno Outdoor use
Satinato - Satin finish

AISI316

Richiedi il dimensionamento strutturale
Engineering calculations required

Scale dimensionate per aree aperte al pubblico che presentino bassa e media affluenza.
Dimensionata con carico di progetto di 400 Kg/m². Vetro non incluso
Stairway suitable for areas open to the public presenting low and medium turnout.
Dimensioned with 400 Kg/m² design load
Glass not included



Il modulo the module

Glasstep è una scala tutta in vetro, completamente trasparente, capace di "scomparire" permettendo così di godere appieno dell'ambiente che ci circonda, sia esso classico che moderno. Dal design minimale è infatti in grado di adattarsi a tutti gli ambienti e soddisfare, grazie alla sua flessibilità, le più disparate esigenze architettoniche.
Il vetro fa da struttura portante dell'intera composizione. Questo risultato è stato ottenuto studiando un sistema di ancoraggio, formato da elementi in acciaio inox, che collegano i vari elementi in vetro. Tale struttura consente di personalizzare al 100% sia la pedata sia l'alzata dei gradini.
Glasstep è la scala che esalta le principali virtù del vetro laminato: la sua trasparenza e la sua capacità strutturale consentono di apprezzare il valore di questo materiale.

Glasstep is a glass stairway, completely transparent, able to "disappear" allowing this way to enjoy fully the surrounding environment , both classical and modern. Characterized by a minimal design it can adjust to all the environments and meet, thanks to its flexibility, the most various architectural requirements.
The glass functions as bearing structure of the hole composition. This result has been achieved planning an anchorage system formed by stainless steel elements that connect the various glass elements. This structure allows to personalize at 100% both tread and riser of the steps.
Glasstep is the stairway that exalts the main virtues of the laminated glass: its transparency and its structural power allow to appreciate the value of this material.



Art. no.
E022720

Art. no.
E022730

• TUBI E PROFILI VARI - TUBES AND VARIOUS PROFILES

TUBI ACCIAIO - STAINLESS STEEL TUBES

In acciaio inossidabile satinato con grana 320, imbustato individualmente
Stainless steel, satin finish, with grain size 320, individually packed

AISI304	AISI316	Dimensioni *Dimensions*	Lunghezza *Lenght*	Peso *Weight*
E0011	E4806	Ø 33,7 x 2,0 mm 1 1/3" dia. x 5/64"	3000 mm 9' - 10"	4,76 kg
E0011/6000	E4806/6000	Ø 33,7 x 2,0 mm 1 1/3" dia. x 5/64"	6000 mm 19' - 8"	9,53 kg
E0017	–	Ø 38,1 x 1,5 mm 1 1/2" dia. x 1/16"	3000 mm 9' - 10"	4.13 Kg
E0017/6000	–	Ø 38,1 x 1,5 mm 1 1/2" dia. x 1/16"	6000 mm 19' - 8"	8.3 Kg
E001	E4801	Ø 42,4 x 2,0 mm 1 2/3" dia. x 5/64"	3000 mm 9' - 10"	6,07 kg
E001/6000	E4801/6000	Ø 42,4 x 2,0 mm 1 2/3" dia. x 5/64"	6000 mm 19' - 8"	12,14 kg
E0012	E4802	Ø 48,3 x 2,0 mm 1 7/8" dia. x 5/64"	3000 mm 9' - 10"	6,96 kg
E0012/6000	E4802/6000	Ø 48,3 x 2,0 mm 1 7/8" dia. x 5/64"	6000 mm 19' - 8"	13,92 kg
E0014	E4809	Ø 50,8 x 2,0 mm 2" dia. x 5/64"	3000 mm 9' - 10"	7,34 kg
E0014/6000	E4809/6000	Ø 50,8 x 2,0 mm 2" dia. x 5/64"	6000 mm 19' - 8"	14,68 kg

In acciaio inossidabile satinato con grana 320, imbustato individualmente
Stainless steel, satin finish, with grain size 320, individually packed

AISI304	AISI316	Dimensioni *Dimensions*	Lunghezza *Lenght*	Peso *Weight*
EV105/6000	EV5851/6000	Ø 12 x 1,5 mm 1/2" dia. x 1/16"	6000 mm 19' - 8"	2,38 Kg
EV1050/6000	EV5852/6000	Ø 14 x 1,5 mm 19/16" dia. x 1/16"	6000 mm 19' - 8"	2,82 Kg

In acciaio inossidabile lucidato a specchio, imbustato individualmente
Stainless steel, mirror polished, individually packed

AISI304	AISI316	Dimensioni *Dimensions*	Lunghezza *Lenght*	Peso *Weight*
Super Lucido - Super Mirror Polished				
X001	X4801	Ø 42,4 x 2,0 mm 1 2/3" dia. x 5/64"	3000 mm 9' - 10"	6,07 kg
X001/6000	X4801/6000	Ø 42,4 x 2,0 mm 1 2/3" dia. x 5/64"	6000 mm 19' - 8"	12,14 kg
–	X4803	Ø 43,0 x 1,5 mm 1 11/16" dia. x 1/16"	3000 mm 9' - 10"	4,68 kg
–	X4803/6000	Ø 43,0 x 1,5 mm 1 11/16" dia. x 1/16"	6000 mm 19' - 8"	9,36 kg

In acciaio inossidabile lucidato a specchio, imbustato individualmente
Stainless steel, mirror polished, individually packed NEW

AISI304	AISI316	Dimensioni *Dimensions*	Lunghezza *Lenght*	Peso *Weight*
Lucido commerciale - Bright Polished				
XC001	XC4801	Ø 42,4 x 2,0 mm 1 2/3" dia. x 5/64"	3000 mm 9' - 10"	6,07 kg
XC001/6000	XC4801/6000	Ø 42,4 x 2,0 mm 1 2/3" dia. x 5/64"	6000 mm 19' - 8"	12,14 kg
–	XC4803	Ø 43,0 x 1,5 mm 1 11/16" dia. x 1/16"	3000 mm 9' - 10"	4,68 kg
–	XC4803/6000	Ø 43,0 x 1,5 mm 1 11/16" dia. x 1/16"	6000 mm 19' - 8"	9,36 kg

In ferro zincato
In cold galvanized iron

IRON ZINC	Dimensioni *Dimensions*	Lunghezza *Lenght*	Peso *Weight*
I0011	Ø 33,7 x 2,0 mm 1 1/3" dia. x 5/64"	3000 mm 9' - 10"	4,76 kg
I0011/6000	Ø 33,7 x 2,0 mm 1 1/3" dia. x 5/64"	6000 mm 19' - 8"	9,53 kg
I001	Ø 42,4 x 2,0 mm 1 2/3" dia. x 5/64"	3000 mm 9' - 10"	6,07 kg
I001/6000	Ø 42,4 x 2,0 mm 1 2/3" dia. x 5/64"	6000 mm 19' - 8"	12,14 kg

RIPRODUZIONE VIETATA IAM DESIGN REPRODUCTION PROHIBITED

• TUBI E PROFILI VARI - TUBES AND VARIOUS PROFILES

TONDINI - TUBI QUADRATI E BARRE PIATTE - ROUND BARS - SQUARE TUBES AND FLAT BARS

In acciaio inossidabile, rettificato
Stainless steel, ground

AISI304	AISI316	Dimensioni *Dimensions*	Lunghezza *Lenght*	Peso *Weight*
E0052	E4849	Ø 8 mm 5/16" dia.	3000 mm 9' - 10"	1,19 kg
E0052/6000	E4849/6000	Ø 8 mm 5/16" dia.	6000 mm 19' - 8"	2,38 kg
E0051	E4850	Ø 10 mm 3/8" dia.	3000 mm 9' - 10"	1,85 kg
E0051/6000	E4850/6000	Ø 10 mm 3/8" dia.	6000 mm 19' - 8"	3,70 kg
E005	E4851	Ø 12 mm 1/2" dia.	3000 mm 9' - 10"	2,66 kg
E005/6000	E4851/6000	Ø 12 mm 1/2" dia.	6000 mm 19' - 8"	5,32 kg
E0050	E4852	Ø 14 mm 9/16" dia.	3000 mm 9' - 10"	3,62 kg
E0050/6000	E4852/6000	Ø 14 mm 9/16" dia.	6000 mm 19' - 8"	7,24 kg



In acciaio inossidabile satinato con grana 320, imbustato individualmente
Stainless steel, satin finish, with grain size 320, individually packed

AISI304	AISI316	Dimensioni *Dimensions*	Lunghezza *Lenght*	Peso *Weight*
E00203030	E10203030	30 x 30 x 2,0 mm 1 3/16" X 1 3/16" X 5/64"	3000 mm 9' - 10"	5,45 kg
E06203030	E16203030	30 x 30 x 2,0 mm 1 3/16" X 1 3/16" X 5/64"	6000 mm 19' - 8"	10,9 kg
E00204040	E10204040	40 x 40 x 2,0 mm 1 9/16" X 1 9/16" X 5/64"	3000 mm 9' - 10"	7,36 kg
E06204040	E16204040	40 x 40 x 2,0 mm 1 9/16" X 1 9/16" X 5/64"	6000 mm 19' - 8"	14,72 kg

Art. no. E40580

Dima per foratura, brevettata per tubi Ø 33,7 - 42,4 - 48,3 mm
Con questa attrezzatura è possibile eseguire fori radiali Ø 7 - 9 - 11 mm (per inserti filettati) e fori per filettature M5 - M6 - M8
Drilling template, patented for tubes dia. 1 1/3"- 1 2/3" - 1 7/8" Such equipment allows to make radial holes dia. 9/32" - 11/32" - 7/16" for threaded inserts and holes for M5 - M6 - M8 threadings

In acciaio inossidabile lucidato a specchio, imbustato individualmente
Stainless steel, mirror polished, individually packed

AISI316	Dimensioni *Dimensions*	Lunghezza *Lenght*	Peso *Weight*
Lucido - Mirror Polished			
X4851	Ø 12 mm 1/2" dia.	3000 mm 9' - 10"	2,66 Kg
X4851/6000	Ø 12 mm 1/2" dia.	6000 mm 19' - 8"	5,32 kg

In ferro zincato e rettificato a freddo
In cold galvanized iron, ground

IRON ZINC	Dimensioni *Dimensions*	Lunghezza *Lenght*	Peso *Weight*
I005	Ø 12 mm 1/2" dia.	3000 mm 9' - 10"	2,66 kg
I005/6000	Ø 12 mm 1/2" dia.	6000 mm 19' - 8"	5,32 kg
I0051	Ø 10 mm 3/8" dia.	3000 mm 9' - 10"	1,86 kg
I0051/6000	Ø 10 mm 3/8" dia.	6000 mm 19' - 8"	3,72 kg

AISI304	AISI316	Dimensioni *Dimensions*	Lunghezza *Lenght*	Peso *Weight*
E4000406	E4010406	40 x 6 mm 1 9/16" X 1/4"	4000 mm 157 1/2"	7,68 kg
EP15X5	EP15X5316	15 x 5 mm 19/32" X 3/16"	4000 mm 157 1/2"	2,36 kg



Posizionare il tubo all'interno della dima
Place the tube inside the template

Inserire il secondo accessorio e regolare l'interasse dei fori scelto.
Bloccare con i dadi in dotazione
Insert the second accessory and adjust it according to the selected spacing of the holes. Lock it with the supplied nuts

Praticare il primo foro
Drill the first hole

Eseguire il secondo foro.
Per sicurezza bloccare la dima con una punta del trapano o altro
Drill the second hole. For safety, lock the template with a drill bit or other tool

Posizionare la dima per eseguire i fori successivi bloccando con punta sul foro appena eseguito
Place the template to execute the subsequent holes. Block it putting a drill bit on the hole just drilled

REPRODUZIONE VIETATA IAM DESIGN REPRODUCTION PROHIBITED

GIUNZIONI - CURVES AND FITTINGS

RACCORDI COPRIFILO PER TUBO TONDO - COVERING FITTINGS FOR ROUND TUBE

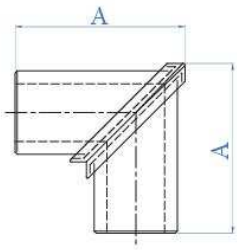

NEW

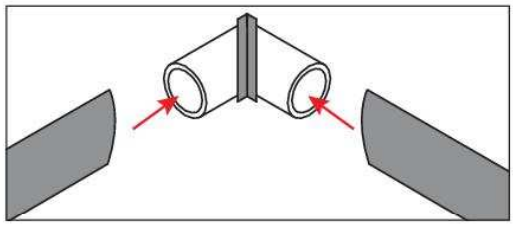

AISI316	Per tubo *For tube*	A
E1200420	Ø 42,4 x 2,0 mm 1 2/3" dia. x 5/64"	80 mm 5 5/32"

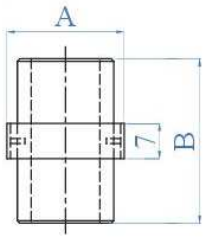

NEW

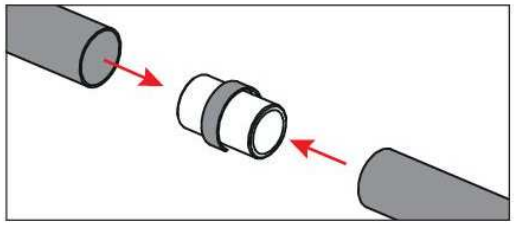

AISI316	Per tubo *For tube*	A	B
E1200320	Ø 42,4 x 2,0 mm 1 2/3" dia. x 5/64"	45 mm 1 25/32"	65 mm 2 9/16"

GIUNZIONI - CURVES AND FITTINGS

CONNETTORI PER TUBO - TUBE FITTINGS

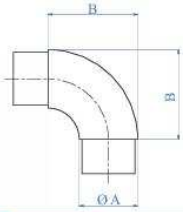

Curva 90°, satinata
90° elbow, satin finish

AISI304	AISI316	ZAMAC GREZZO - RAW	Per tubo *For tube* A	B
E2001/304	E2001	-	Ø 33,7 x 2,0 mm - 1 1/3" dia x 5/64"	55 mm - 2 11/16"
E450/38	–	-	Ø 38,1 x 1,5 mm - 1 1/2" dia. x 1/16"	60 mm - 2 3/8"
E450/304	E450	I450	Ø 42,4 x 2,0 mm - 1 2/3" dia x 5/64"	65 mm - 2 9/16"
E2002/304	E2002	-	Ø 48,3 x 2,0 mm - 1 7/8" dia. x 5/64"	73 mm - 2 7/8"
–	E2004	-	Ø 50,8 x 2,0 mm - 2" dia. x 5/64"	78 mm - 3 1/16"
–	E2003	-	Ø 60,3 x 2,0 mm - 2 3/8" dia. x 5/64"	90 mm - 3 9/16"
Lucido - Mirror Polished				
-	X450		Ø 42,4 x 2,0 mm - 1 2/3" dia x 5/64"	65 mm - 2 9/16"
-	X450/43		Ø 43,0 x 1,5 mm1 11/16" dia. x 1/16"	65 mm - 2 9/16"

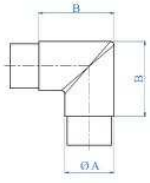

90°ad angolo, satinata
90° angle, satin finish

AISI304	AISI316	ZAMAC GREZZO - RAW	Per tubo *For tube* A	B
E2011/304	E2011	-	Ø 33,7 x 2,0 mm - 1 1/3" dia x 5/64"	55 mm - 2 11/16"
E451/38	–	-	Ø 38,1 x 1,5 mm - 1 1/2" dia. x 1/16"	63 mm - 2 31/64"
E451/304	E451	I451 NEW	Ø 42,4 x 2,0 mm - 1 2/3" dia x 5/64"	65 mm - 2 9/16"
-	E451/26 NEW	-	Ø 42,4 x 2,6 mm - 1 2/3" dia. x 3/32"	65 mm - 2 9/16"
-	E2012	-	Ø 48,3 x 2,0 mm - 1 7/8" dia. x 5/64"	67 mm - 2 41/64"
–	E2014	-	Ø 50,8 x 2,0 mm - 2" dia. x 5/64"	78 mm - 3 1/16"
Lucido - Mirror Polished				
-	X451	-	Ø 42,4 x 2,0 mm - 1 2/3" dia x 5/64"	65 mm - 2 9/16"
-	X451/43	-	Ø 43,4 x 1,5 mm - 1 11/16" dia x 5/64"	65 mm - 2 9/16"

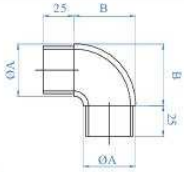

NEW

AISI304	AISI316	Per tubo *For tube* A	B
E2006/304	-	Ø 42,4 x 2,0 mm - 1 2/3" dia. x 5/64"	51 mm - 2"

Curva regolabile, satinata
Articulated elbow, satin finish

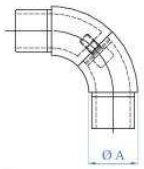

AISI304	AISI316	Per tubo *For tube* A
E447/304	E447	Ø 33,7 x 2,0 mm - 1 1/3" dia x 5/64"
–	E4471/38	Ø 38,1 x 1,5 mm - 1 1/2" dia. x 1/16"
E4471/304	E4471	Ø 42,4 x 2,0 mm - 1 2/3" dia. x 5/64"
–	E4471/26	Ø 42,4 x 2,6 mm - 1 2/3" dia. x 3/32"
–	E4472	Ø 48,3 x 2,0 mm - 1 7/8" dia. x 5/64"
–	E4472/26	Ø 48,3 x 2,6 mm - 1 7/8" dia. x 3/32"
–	E4473	Ø 60,3 x 2,0 mm - 2 3/8" dia. x 5/64"
–	E4473/26	Ø 60,3 x 2,6 mm - 2 3/8" dia. x 3/32"
Lucido - Mirror Polished		
-	X4471	Ø 42,4 x 2,0 mm - 1 2/3" dia. x 5/64"
-	X4471/43	Ø 43,0 x 1,5 mm - 1 11/16" dia. x 1/16"

PRODOTTI NON ABBIANBILI CON GLI ARTICOLI
E011970 ED E011970316
PRODUCTS THAT CANNOT BE MATCHED UP WITH ARTICLES
E011970 AND E011970316

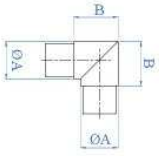

NEW

90°ad angolo, satinata
90° angle, satin finish

AISI304	AISI316	Per tubo *For tube* A	B
E2022	E2022316	Ø 33,7 x 2,0 mm - 1 1/3" dia x 5/64"	40 mm - 1 9/16"
E2023	E2023316	Ø 42,4 x 2,0 mm - 1 2/3" dia. x 5/64"	50 mm - 2"
E2024	E2024316	Ø 48,3 x 2,0 mm - 1 7/8" dia. x 5/64"	68 mm - 2 11/16"

PRODOTTI ABBIANBILI CON GLI ARTICOLI
E011970 ED E011970316
PRODUCTS THAT CAN BE MATCHED UP WITH ARTICLES
E011970 AND E011970316

RIPRODUZIONE VIETATA IAM DESIGN REPRODUCTION PROHIBITED

GIUNZIONI - CURVES AND FITTINGS

CONNETTORE REGOLABILE SATINATO - ARTICULATED TUBE FITTING, SATIN FINISH

1 COLLEGARE LA GIUNZIONE CON IL TUBO E FISSARE CON L'APPOSITA COLLA
CONNECT THE JUNCTION WITH THE TUBE AND FIX IT WITH THE APPROPRIATE GLUE



2 UNIRE LE DUE ESTREMITA' DELLA GIUNZIONE
CONNECT THE TWO EXTREMITIES OF THE JUNCTION



3 RUOTARE FINO AL RAGGIUNGIMENTO DELL'ANGOLO DESIDERATO DA 90° A 180°
TWIST THEM TILL THE WISHED ANGLE IS REACHED, FROM 90° TO 180°

4 FISSARE CON LA CHIAVE A BRUGOLA
FIX THE PIECES WITH THE ALLEN WRENCH

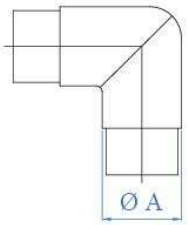

AISI304	AISI316	Per tubo *For tube* A
E5586/304	E5586	Ø 33,7 x 2,0 mm 1 1/3" dia x 5/64"
E5587/304	E5587	Ø 42,4 x 2,0 mm 1 2/3" dia. x 5/64"
-	NEW E5588/26	Ø 48,3 x 2,6 mm 1 7/8" dia. x 3/32"

QUESTO ARTICOLO AVENDO UN CENTRO DI ROTAZIONE PERFETTAMENTE CENTRATO EVITA IL DISASSAMENTO DELL'ASSE DEL CORRIMANO
THIS ITEM KEEPS THE HANDRAIL IN AXIS HAVING A ROTATION POINT PERFECTLY CENTRED



RIPRODUZIONE VIETATA IAM DESIGN REPRODUCTION PROHIBITED

ALIMESA
FUNDICION · FORJA · ARTESANIA
926 86 11 48 ALMAGRO

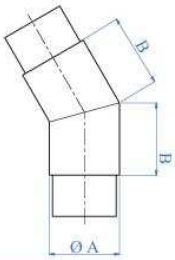

Angolo 45°, satinata
45° angle, satin finish

AISI304	AISI316	ZAMAC GREZZO - RAW	Per tubo *For tube* A	B
E2016/304	E2016	-	Ø 33,7 x 2,0 mm 1 1/3" dia x 5/64"	25 mm 1"
-	E2019	-	Ø 40,0 x 2,0 mm 1 9/16" dia. x 5/64"	50 mm 2"
E2015/304	E2015	NEW I2015	Ø 42,4 x 2,0 mm 1 2/3" dia. x 5/64"	50 mm 2"
-	E2017	-	Ø 48,3 x 2,0 mm 1 7/8" dia. x 5/64"	55 mm 2 11/64"
-	E2018	-	Ø 60,3 x 2,0 mm 2 3/8" dia. x 5/64"	60 mm 2 23/64"

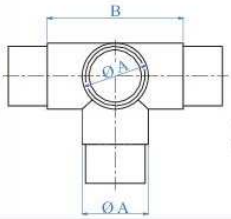

Raccordo a doppia "T" satinato
4-way flush "T", satin finish

AISI316	Per tubo *For tube* A	B
E2036	Ø 33,7 x 2,0 mm 1 1/3" dia x 5/64"	76 mm 3"
E2035	Ø 42,4 x 2,0 mm 1 2/3" dia. x 5/64"	89 mm 3 1/2"
NEW E2035/26	Ø 42,4 x 2,6 mm 1 2/3" dia. x 3/32"	89 mm 3 1/2"
E2037	Ø 48,3 x 2,0 mm 1 7/8" dia. x 5/64"	90 mm 3 9/16"
NEW E2037/26	Ø 48,3 x 2,6 mm 1 7/8" dia. x 3/32"	90 mm 3 9/16"
E2038	Ø 60,3 x 2,0 mm 2 3/8" dia. x 5/64"	107 mm 4 7/32"

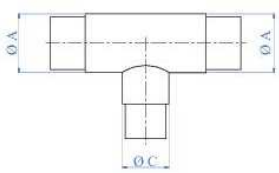

Raccordo a "T" satinato
3-way flush "T", satin finish

AISI316	Per tubo *For tube* A	C
E440	Ø 42,4 x 2,0 mm 1 2/3" dia. x 5/64"	Ø 33,7 x 2,0 mm 1 1/3" dia. x 5/64"
E445	Ø 48,3 x 2,0 mm 1 7/8" dia. x 5/64"	Ø 42,4 x 2,0 mm 1 2/3" x 5/64"

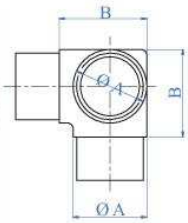

Raccordo d'angolo satinato
3-way corner, satin finish

AISI304	AISI316	Per tubo *For tube* A	B
E2031/304	E2031	Ø 33,7 x 2,0 mm 1 1/3" dia x 5/64"	55 mm 2 11/64"
-	E2034	Ø 40,0 x 2,0 mm 1 9/16" dia. x 5/64"	50 mm 2"
E203/38	-	Ø 38,1 x 2,0 mm 1 1/2" dia. x 1/16"	70 mm 2 3/4"
-	E203	Ø 42,4 x 2,0 mm 1 2/3" dia. x 5/64"	65 mm 2 9/16"
-	E2032	Ø 48,3 x 2,0 mm 1 7/8" dia. x 5/64"	70 mm 2 3/4"
-	E20321	Ø 50,8 x 2,0 mm 2" dia. x 5/64"	60 mm 2 23/64"
-	E2033	Ø 60,3 x 2,0 mm 2 3/8" dia. x 5/64"	80 mm 3 5/32"

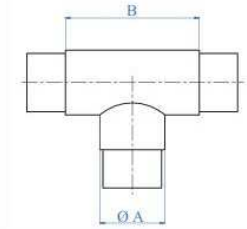

Raccordo a "T" satinato
3-way flush "T", satin finish

AISI304	AISI316	Per tubo *For tube* A	B
–	E2041	Ø 33,7 x 2,0 mm 1 1/3" dia x 5/64"	87 mm 3 7/16"
E453/38	–	Ø 38,1 x 1,5 mm 1 1/2" dia. x 1/16"	76 mm 3"
-	E453	Ø 42,4 x 2,0 mm 1 2/3" dia. x 5/64"	100 mm 3 15/16"
–	E453/26	Ø 42,4 x 2,6 mm 1 2/3" dia. x 3/32"	100 mm 3 15/16"
–	E2042	Ø 48,3 x 2,0 mm 1 7/8" dia. x 5/64"	88 mm 3 15/32"
–	E20371	Ø 50,8 x 2,0 mm 2" dia. x 5/64"	70 mm 2 3/4"
–	E2043	Ø 60,3 x 2,0 mm 2 3/8" dia. x 5/64"	108 mm 4 13/32"
Lucido - Mirror Polished			
-	X453	Ø 42,4 x 2,0 mm 1 2/3" dia. x 5/64"	87 mm 3 7/16"
-	X453/43	Ø 43,0 x 1,5 mm 1 11/16" dia. x 1/16"	87 mm 3 7/16"

RIPRODUZIONE VIETATA IAM DESIGN REPRODUCTION PROHIBITED www.iamdesign.com

• CURVE E GIUNZIONI - CURVES AND FITTINGS

CONNETTORI PER TUBO - TUBE FITTINGS

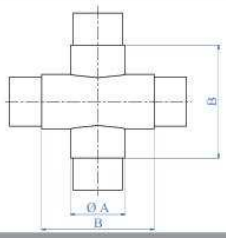

Raccordo a croce satinato
4-Way cross, satin finish

AISI316	Per tubo *For tube* A	B
E2046	Ø 33,7 x 2,0 mm 1 1/3" dia. x 5/64"	75 mm 2 61/64"
E2049	Ø 40,0 x 2,0 mm 1 9/16" dia. x 5/64"	87 mm 3 7/16"
E2045	Ø 42,4 x 2,0 mm 1 2/3" dia. x 5/64"	87 mm 3 7/16"
E2047	Ø 48,3 x 2,0 mm 1 7/8" dia. x 5/64"	91 mm 3 37/64"
E2048	Ø 60,3 x 2,0 mm 2 3/8" dia. x 5/64"	109 mm 4 13/32"

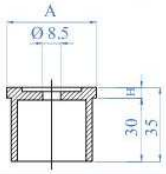

Tappo tondo con bassofondo
Round shallow end cap

NEW

AISI304	AISI316	Per tubo *For tube* A	H
E42420/304	E42420	Ø 42,4 x 2,0 mm 1 2/3" dia. x 5/64"	5 mm 3/16"

l'articolo si può anche ancorare a parete oppure su un tubo piano
It's possible to anchor the element to a wall or to a flat tube

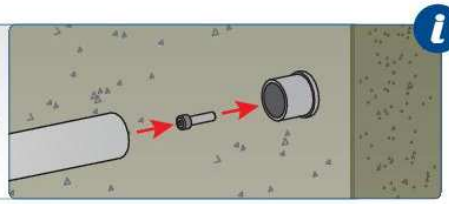

AISI304	AISI316	Per tubo *For tube* A	B
E2069/304	E2069	Ø 33,7 mm 1 1/3" dia. x 5/64"	40 mm 1 9/16"
E2070/304	E2070	Ø 42,4 mm 1 2/3" dia. x 5/64"	48,6 mm 1 7/8"
E2071/304	E2071	Ø 48,3 mm 1 7/8" dia. x 5/64"	54,5 mm 2 1/8"

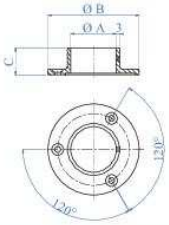

Ancoraggio per tubo, satinato
Anchore for tube, satin finish

AISI304	AISI316	Per tubo *For tube* A	B	C
E2066/304	E2066	Ø 33,7 mm 1 1/3" dia.	Ø 70 mm 2 3/4" dia.	19 mm 3/4"
E456/38	–	Ø 38,1 mm 1 1/2" dia.	Ø 75 mm 2 15/16" dia.	25 mm 1"
E456/304	E456	Ø 42,4 mm 1 2/3" dia.	Ø 84 mm 3 5/16" dia.	25 mm 1"
E2067/304	E2067	Ø 48,3 mm 1 7/8" dia.	Ø 94 mm 3 45/64" dia.	28 mm 1 3/32"
Lucido - Mirror Polished				
–	X456	Ø 42,4 mm 1 2/3" dia.	Ø 84 mm 3 5/16 dia.	25 mm 1"

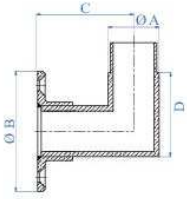

Ancoraggio per tubo, satinato
Anchore for tube, satin finish

AISI316	Per tubo *For tube* A	B	C	D
E4565	Ø 33,7 x 2,0 mm 1 1/3" dia. x 5/64"	Ø 70 mm 2 3/4" dia.	77 mm 3 1/32"	55 mm 2 11/64"
E4566	Ø 42,4 x 2,0 mm 1 2/3" dia. x 5/64"	Ø 84 mm 3 5/16" dia.	80 mm 3 5/32"	65 mm 2 9/16"
E4567	Ø 48,3 x 2,0 mm 1 7/8" dia. x 5/64"	Ø 95 mm 3 3/4" dia.	85 mm 3 11/32"	70 mm 2 3/4"

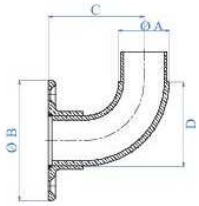

Ancoraggio per tubo, satinato
Anchore for tube, satin finish

AISI316	Per tubo *For tube* A	B	C	D
E4560	Ø 33,7 x 2,0 mm 1 1/3" dia. x 5/64"	Ø 70 mm 2 3/4" dia.	77 mm 3 1/32"	55 mm 2 11/64"
E4561	Ø 42,4 x 2,0 mm 1 2/3" dia. x 5/64"	Ø 84 mm 3 5/16" dia.	84 mm 3 5/16"	65 mm 2 9/16"
E4562	Ø 48,3 x 2,0 mm 1 7/8" dia. x 5/64"	Ø 94 mm 3 45/64" dia.	84 mm 3 5/16"	70 mm 2 3/4"
Lucido - Mirror Polished				
X4561	Ø 42,4 x 2,0 mm 1 2/3" dia. x 5/64"	Ø 84 mm 3 5/16" dia.	84 mm 3 5/16"	65 mm 2 9/16"
X4561/43	Ø 43,0 x 1,5 mm 1 11/16" dia. x 1/16	Ø 85 mm 3 11/32" dia.	82,5 mm 3 1/4"	65 mm 2 9/16"

RIPRODUZIONE VIETATA
IAM DESIGN
REPRODUCTION PROHIBITED

GIUNZIONI - CURVES AND FITTINGS
CONNETTORI PER TUBO - TUBE FITTINGS

GIUNZIONE CHE PERMETTE L'ANCORAGGIO DEL CORRIMANO AL PIANTONE
ANCHOR TO CONNECT THE HANDRAIL TO THE NEWEL POST.

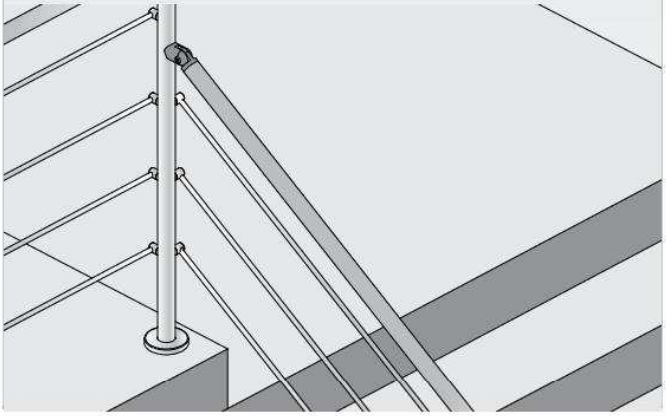

giunzione snodata
pivotable connector

AISI316	Per tubo *For tube* A	B
E1520120	Ø 42,4 x 2,0 mm 1 2/3" dia. x 5/64"	64 mm 2 17/32"

Giunzione snodata, satinata
Pivotable connector, satin finish

AISI304	AISI316	ZAMAC GREZZO - RAW	Per tubo *For tube* A	B	C
E4464/304	E4464	-	Ø 33,7 x 2,0 mm 1 1/3" dia. x 5/64"	22 mm 55/64"	43 mm 1 11/16"
E446/38	–	-	Ø 38,1 x 1,5 mm 1 1/2" dia. x 1/16"	25 mm 1"	51 mm 2"
E446/304	E446	I446	Ø 42,4 x 2,0 mm 1 2/3" dia. x 5/64"	22 mm 55/64"	53 mm 2 5/64"
E4462/304	E4462	-	Ø 48,3 x 2,0 mm 1 7/8" dia. x 5/64"	25 mm 1"	59 mm 2 5/16"
Lucido - Mirror Polished					
-	X446	-	Ø 42,4 x 2,0 mm 1 2/3" dia. x 5/64"	22 mm 55/64"	53 mm 2 5/64"
-	X446/43	-	Ø 43,0 x 1,5 mm 1 11/16" dia. x 1/16"	22 mm 55/64"	53 mm 2 5/64"

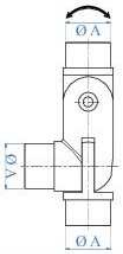

Giunzione a doppio snodo
Multiple joint, pivotable

AISI316	Per tubo *For tube* A
E449	Ø 33,7 x 2,0 mm 1 1/3" dia x 5/64"
E4491	Ø 42,4 x 2,0 mm 1 2/3" dia. x 5/64"
E4492	Ø 48,3 x 2,0 mm 1 7/8" dia. x 5/64"

RIPRODUZIONE VIETATA
IAM DESIGN
REPRODUCTION PROHIBITED

GIUNZIONI - CURVES AND FITTINGS
CONNETTORI PER TUBO - TUBE FITTINGS

CONNETTORI PER TUBO
TUBE FITTINGS

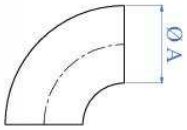

90 ° piegato, grezzo, da saldare 90° bend, raw, to be welded

NEW

AISI304	Per tubo *For tube* A
E704	Ø 33,7 x 2,0 mm 1 1/3" dia. x 5/64"
E706	Ø 42,4 x 2,0 mm 1 2/3" dia. x 5/64"

CONNETTORI PIEGHEVOLI PER TUBO
BENDABLE TUBE CONNECTORS



FACILMENTE PIEGABILE
EASY TO BEND

AISI316	Per tubo *For tube* A
E455100	Ø 33,7 x 2,0 mm 1 1/3" dia x 5/64"
E455200	Ø 42,4 x 2,0 mm 1 2/3" dia. x 5/64"
E455300	Ø 48,3 x 2,0 mm 1 7/8" dia. x 5/64"

GIUNTURE IN TUBO DI OTTONE
CONNECTOR



In ottone con fenditura
In brass, with slot

BRASS	Per tubo *For tube*
E024	Ø 42,4 x 2,0 mm 1 2/3" dia. x 5/64"
E0241	Ø 33,7 x 2,0 mm 1 1/3" dia x 5/64"

GIUNZIONE SATINATA PER TUBI
CONNECTOR, SATIN FINISH

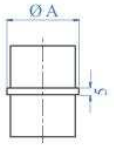

AISI304	AISI316	Per tubo *For tube* A
E2061/304	E2061	Ø 33,7 x 2,0 mm 1 1/3" dia x 5/64"
E455/38	–	Ø 38,1 x 1,5 mm 1 1/2" dia. x 1/16"
E455/304	E455	Ø 42,4 x 2,0 mm 1 2/3" dia. x 5/64"
–	E455/26	Ø 42,4 x 2,6 mm 1 2/3" dia. x 3/32"
E2062/304	E2062	Ø 48,3 x 2,0 mm 1 7/8" dia. x 5/64"
–	E2062/26	Ø 48,3 x 2,6 mm 1 7/8" dia. x 3/32"
–	E2063	Ø 60,3 x 2,0 mm 2 3/8" dia. x 5/64"
Lucido - Mirror Polished		
-	X455	Ø 42,4 x 2,0 mm 1 2/3" dia. x 5/64"
-	X455/43	Ø 43,0 x 1,5 mm 1 11/16" dia. x 1/16"

NEW

REPRODUZIONE VIETATA IAM DESIGN REPRODUCTION PROHIBITED www.iamdesign.com

• TAPPI TERMINALI E SFERE - END CAPS AND SPHERES

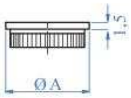

Satinati, con zigrinatura
Satin finish, with knurling

AISI303	AISI316	Per tubo *For tube*	
E01153	NEW E01153316	Ø 26,9 x 2,0 mm - 1 7/128" dia. x 5/64"	
E0115	NEW E0115316	Ø 33,7 x 2,0 mm - 1 1/3" dia. x 5/64"	
E0115/38	-	Ø 38,1 x 1,5 mm - 1 1/2" dia. x 1/16"	
E01151	E01151316	Ø 42,4 x 2,0 mm - 1 2/3" dia. x 5/64"	NEW
E01152	-	Ø 48,3 x 2,0 mm - 1 7/8" dia. x 5/64"	
E01154	-	Ø 60,3 x 2,0 mm - 2 3/8" dia. x 5/64"	
E01155	-	Ø 50,8 x 2,0 mm - 2" dia. x 5/64"	
Lucido - Mirror Polished			
-	X01151316	Ø 42,4 x 2,0 mm - 1 2/3" dia. x 5/64"	
-	X01151316/43	Ø 43,0 x 1,5 mm - 1 11/16" dia. x 1/16"	

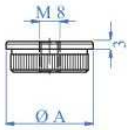

Satinati, con zigrinatura e foro filettato passante
Satin finish, with knurling, and threaded hole insert

AISI303	AISI316	Per tubo *For tube*	Foro filettato *Threaded hole*
E01157	E4148	Ø 33,7 x 2,0 mm - 1 1/3" dia. x 5/64"	M8
E01158	E4149	Ø 42,4 x 2,0 mm - 1 2/3" dia. x 5/64"	M8

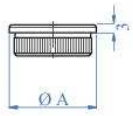

Satinati, con zigrinatura
Satin finish, with knurling

AISI316	Per tubo *For tube*
E41451	Ø 33,7 x 2,0 mm - 1 1/3" dia. x 5/64"
E4146	Ø 42,4 x 2,0 mm - 1 2/3" dia. x 5/64"
E4147	Ø 48,3 x 2,0 mm - 1 7/8" dia. x 5/64"

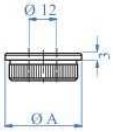

Satinati, con zigrinatura e foro passante
Satin finish, with knurling, and hole insert
NEW

AISI303	Per tubo *For tube*	Foro *Hole*
E4146/122	Ø 42,4 x 2,0 mm - 1 2/3" dia. x 5/64"	Ø 12 mm

TAPPI TERMINALI BOMBATI MASSICCI PER TUBO
ROUNDED, SOLID END CAPS FOR TUBE

B

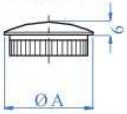

Satinati, con zigrinatura
Satin finish, with knurling

AISI303	AISI316	Per tubo *For tube* A	
E01171	-	Ø 21,3 x 2,0 mm - 27/32" dia. x 5/64"	
E01172	-	Ø 26,9 x 2,0 mm - 1 7/128" dia. x 5/64"	
E0117	-	Ø 33,7 x 2,0 mm - 1 1/3" dia. x 5/64"	
E0119/38	-	Ø 38,1 x 1,5 mm - 1 1/2" dia. x 1/16"	
E0119	E0119316	Ø 42,4 x 2,0 mm - 1 2/3" dia. x 5/64"	NEW
E01191	-	Ø 48,3 x 2,0 mm - 1 7/8" dia. x 5/64"	
E01173	-	Ø 60,3 x 2,0 mm - 2 3/8" dia. x 5/64"	
E01190	-	Ø 50,8 x 2,0 mm - 2" dia. x 5/64"	
Lucido - Mirror Polished			
-	X0119316	Ø 42,4 x 2,0 mm - 1 2/3" dia. x 5/64"	
-	X0119316/43	Ø 43,0 x 1,5 mm - 1 11/16" dia. x 1/16"	

Satinati, con zigrinatura
Satin finish, with knurling

AISI303	AISI316	Per tubo *For tube* A	
E01182	E01182316	Ø 12,0 x 1,5 mm - 1/2" dia. x 5/64"	
E01183	E01183316	Ø 14,0 x 1,5 mm - 9/16" dia. x 5/64"	

DA USARE CON I TUBI DI PICCOLO SPESSORE IN SOSTITUZIONE AI TONDINI LI TROVI A PAGINA 236
TO BE USED WITH TUBES WHICH CONTAIN MINIMAL WALL THICKNESS. LOCATED ON PAGE 236

RIPRODUZIONE VIETATA IAM DESIGN REPRODUCTION PROHIBITED

TAPPI TERMINALI E SFERE - END CAPS AND SPHERES

TAPPI TERMINALI BOMBATI MASSICCI PER TUBO
ROUNDED, SOLID END CAPS FOR TUBE

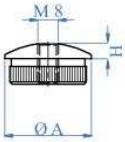

Satinato con foro filettato e zigrinatura
With threaded hole and knurling

AISI303	AISI316	Per tubo *For tube* A	Foro filettato *Threaded hole*	H
E01195	E4143	Ø 33,7 x 2,0 mm 1 1/3" dia. x 5/64"	M8	6 mm 1/4"
E01196	E4144	Ø 42,4 x 2,0 mm 1 2/3" dia. x 5/64"	M8	7 mm 9/32"
E011961	E011961316	Ø 48,3 x 2,0 mm 1 7/8" dia. x 5/64"	M8	7 mm 9/32"

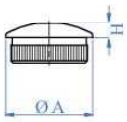

Satinati, con zigrinatura, massicci
Satin finish with knurling

AISI303	AISI316	Per tubo *For tube* A	H
-	E4139	Ø 33,7 x 2,0 mm 1 1/3" dia. x 5/64"	5 mm 3/16"
-	E4141	Ø 42,4 x 2,0 mm 1 2/3" dia. x 5/64"	7 mm 9/32"
E4142	-	Ø 48,3 x 2,0 mm 1 7/8" dia. x 5/64"	10 mm 3/8"

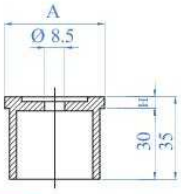

Tappo tondo con bassofondo
Round shallow end cap

NEW

AISI304	AISI316	Per tubo *For tube* A	H
E42420/304	E42420	Ø 42,4 x 2,0 mm 1 2/3" dia. x 5/64"	5 mm 3/16"

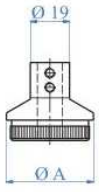

Satinato con foro passante, zigrinatura e 2 grani
With holes knurling and 2 screw holes

AISI303	AISI316	Per tubo *For tube* A	Foro passante *Through hole*
E01195100	E02195100	Ø 33,7 x 2,0 mm 1 1/3" dia. x 5/64"	Ø 12,2 mm 31/64" dia.
E01196100	E02196100	Ø 42,4 x 2,0 mm 1 2/3" dia. x 5/64"	Ø 12,2 mm 31/64" dia.

TERMINALI CON FORO PASSANTE
END CAPS WITH PASSING HOLES

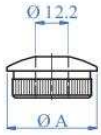

Satinato con foro filettato e zigrinatura
With threaded hole and knurling

AISI303	AISI316	Per tubo *For tube* A	Foro passante *Through hole*
E01195/122	E02195/122	Ø 33,7 x 2,0 mm 1 1/3" dia. x 5/64"	Ø 12,2 mm 31/64" dia.
E01196/122	E02196/122	Ø 42,4 x 2,0 mm 1 2/3" dia. x 5/64"	Ø 12,2 mm 31/64" dia.

l'articolo si può anche ancorare a parete oppure su un tubo piano
It's possible to anchor the element to a wall or to a flat tube

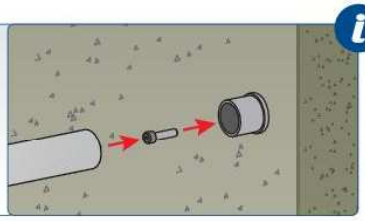

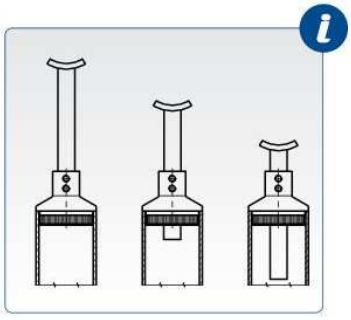

RIPRODUZIONE VIETATA IAM DESIGN REPRODUCTION PROHIBITED

ALIMESA
FUNDICION · FORJA · ARTESANIA
926 86 11 48 ALMAGRO

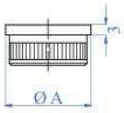

Vuoto - Hollow

AISI304	AISI316	Per tubo A *For tube*	
NEW E4100/304	E4100	Ø 42,4 x 2,0 mm 1 2/3" dia. x 5/64"	

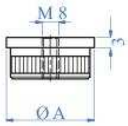

Vuoto - Hollow

AISI316	Per tubo A *For tube*	Foro filettato *Threaded hole*
E4110	Ø 42,4 x 2,0 mm 1 2/3" dia. x 5/64"	M8

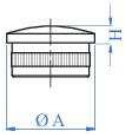

Vuoto - Hollow

AISI304	AISI316	Per tubo A *For tube*	H
-	E4115	Ø 33,7 x 2,0 mm 1 1/3" dia. x 5/64"	7 mm 9/32"
NEW E4120/304	E4120	Ø 42,4 x 2,0 mm 1 2/3" dia. x 5/64"	9 mm 11/32"

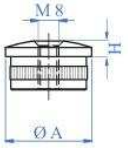

Vuoto - Hollow

AISI304	AISI316	Per tubo A *For tube*	Foro filettato *Threaded hole*	H
E4116/304	E4116	Ø 33,7 x 2,0 mm 1 1/3" dia. x 5/64"	M8	5 mm 3/16"
E4130/304	E4130	Ø 42,4 x 2,0 mm 1 2/3" dia. x 5/64"	M8	7 mm 9/32"
-	E4131	Ø 48,3 x 2,0 mm 1 7/8" dia. x 5/64"	M8	9 mm 11/32"
NEW -	E4136/26	Ø 48,3 x 2,6 mm 1 7/8" dia. x 3/32"	M8	9 mm 11/32"

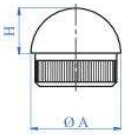

Massicci - Solid

AISI303	AISI316	Per tubo A *For tube*	H
-	E02110	Ø 26,9 x 2,0 mm 1 7/128" dia. x 5/64"	14 mm 9/16"
E01111	-	Ø 33,7 x 2,0 mm 1 1/3" dia. x 5/64"	17 mm 21/32"
E01112	E02112	Ø 42,4 x 2,0 mm 1 2/3" dia. x 5/64"	20 mm 3/4"
E01116	-	Ø 48,3 x 2,0 mm 1 7/8" dia. x 5/64"	20 mm 3/4"

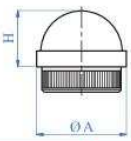

Massicci - Solid

AISI303	AISI316	Per tubo A *For tube*	H
E0111	E0111316	Ø 33,7 x 2,0 mm 1 1/3" dia. x 5/64"	20 mm 3/4"
E011	-	Ø 42,4 x 2,0 mm 1 2/3" dia. x 5/64"	20 mm 3/4"
Lucido - Mirror Polished			
-	X011316	Ø 42,4 x 2,0 mm 1 2/3" dia. x 5/64"	20 mm 3/4"
-	X011316/43	Ø 43,0 x 1,5 mm 1 11/16" dia. x 1/16"	20 mm 3/4"
-	X011316/50	Ø 50,8 x 1,5 mm 2" dia. x 1/16"	20 mm 3/4"

TAPPI TERMINALI SEMISFERICI
SEMI-SPHERICAL END CAPS

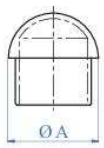

Vuoto - Hollow

AISI303	AISI316	Per tubo A *For tube*
-	E464	Ø 33,7 x 2,0 mm - 1 1/3" dia. x 5/64"
-	E464/26	Ø 33,7 x 2,6 mm - 1 1/3" dia. x 3/32"
NEW E465/304	E465	Ø 42,4 x 2,0 mm - 1 2/3" dia. x 5/64"
-	-	Ø 42,4 x 2,6 mm - 1 2/3" dia. x 3/32"
-	E466	Ø 48,3 x 2,0 mm - 1 7/8" dia. x 5/64"
-	E466/26	Ø 48,3 x 2,6 mm - 1 7/8" dia. x 3/32"
-	E468	Ø 50,8 x 2,0 mm - 2" dia. x 5/64"
Lucido - Mirror Polished		
-	X465	Ø 42,4 x 2,0 mm - 1 2/3" dia. x 5/64"
-	X465/43	Ø 43,0 x 1,5 mm - 1 11/16" dia. x 1/16"

RIPRODUZIONE VIETATA IAM DESIGN REPRODUCTION PROHIBITED www.iamdesign.com

ALIMESA
FUNDICION · FORJA · ARTESANIA
926 86 11 48 ALMAGRO

TAPPI TERMINALI E SFERE - END CAPS AND SPHERES

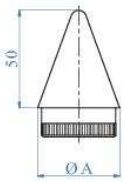

Massicci - Solid

AISI303	Per tubo *For tube* A
E0119010	Ø 33,7 x 2,0 mm - 1 1/3" dia. x 5/64"
E0119020	Ø 42,4 x 2,0 mm - 1 2/3" dia. x 5/64"

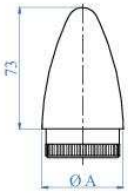

Massicci - Solid

AISI303	Per tubo *For tube* A
E0119110	Ø 33,7 x 2,0 mm - 1 1/3" dia. x 5/64"
E0119120	Ø 42,4 x 2,0 mm - 1 2/3" dia. x 5/64"

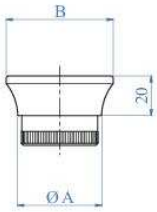

Massicci - Solid

AISI303	Per tubo *For tube* A	B
E0119220	Ø 42,4 x 2,0 mm - 1 2/3" dia. x 5/64"	54 mm - 2 1/8"

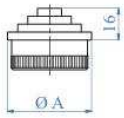

Massicci - Solid

AISI303	Per tubo *For tube* A
E0119310	Ø 33,7 x 2,0 mm - 1 1/3" dia. x 5/64"
E0119320	Ø 42,4 x 2,0 mm - 1 2/3" dia. x 5/64"

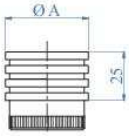

Massicci - Solid

AISI303	Per tubo *For tube* A
E0119410	Ø 33,7 x 2,0 mm - 1 1/3" dia. x 5/64"
E0119420	Ø 42,4 x 2,0 mm - 1 2/3" dia. x 5/64"

RIPRODUZIONE VIETATA IAM DESIGN REPRODUCTION PROHIBITED www.iamdesign.com

TAPPI TERMINALI E SFERE - END CAPS AND SPHERES

B Bombato. Vuoto a pressione
Rounded pressure, locked

AISI304	AISI316	Per tubo A *For tube*	Spessore tubo B *Tube thickness*
NEW E315/304	E315	Ø 33,7 mm 1 1/3" dia.	1,5 - 2,6 mm 1/16" - 3/32"
NEW E316/304	E316	Ø 42,4 mm 1 2/3" dia.	1,5 - 2,6 mm 1/16" - 3/32"
NEW E317/304	E317	Ø 48,3 mm 1 7/8" dia.	1,5 - 2,6 mm 1/16" - 3/32"

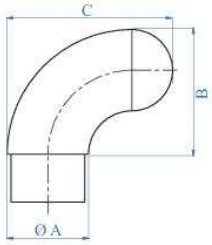

AISI304	AISI316	Per tubo A *For tube*	B x C
–	E480	Ø 33,7 x 2,0 mm 1 1/3" dia. x 5/64"	70 x 57 mm 2 3/4" x 2 1/4"
E481/304	E481	Ø 42,4 x 2,0 mm 1 2/3" dia. x 5/64"	80 x 60 mm 3 1/8" x 2 23/64"
–	E482	Ø 48,3 x 2,0 mm 1 7/8" dia. x 5/64"	100 x 75 mm 3 15/16" x 2 15/16"
–	E483	Ø 60,3 x 2,0 mm 2 3/8" dia. x 5/64"	115 x 85 mm 4 1/2" x 3 11/32"

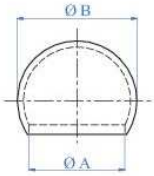

Terminale esterno
Overlapping end cap

AISI316	Per tubo A *For tube*	B
E460	Ø 33,7 mm 1 1/3" dia.	Ø 48 mm 1 7/8" dia.
E461	Ø 42,4 mm 1 2/3" dia.	Ø 55 mm 2 1/8" dia.
E462	Ø 48,3 mm 1 7/8" dia.	Ø 64 mm 2 33/64" dia.
E463	Ø 60,3 mm 2 3/8" dia.	Ø 78 mm 3 1/16" dia.

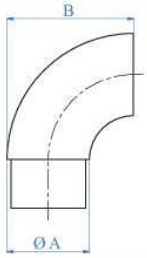

AISI304	AISI316	Per tubo A *For tube*	B
–	E2021	Ø 33,7 x 2,0 mm 1 1/3" dia. x 5/64"	55 mm 2 1/8"
E452/304	E452	Ø 42,4 x 2,0 mm 1 2/3" dia. x 5/64"	55 mm 2 1/8"
–	E45210	Ø 48,3 mm 1 7/8" dia.	55 mm 2 1/8"
		Lucido - Mirror Polished	
-	X452	Ø 42,4 x 2,0 mm 1 2/3" dia. x 5/64"	55 mm 2 1/8"

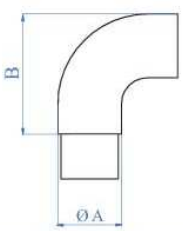

AISI304	Per tubo A *For tube*	B
NEW E71233	Ø 33,7 x 2,0 mm 1 1/3" dia. x 5/64"	87 mm 3 7/16"
NEW E71333	Ø 42,4 x 2,0 mm 1 2/3" dia. x 5/64"	100 mm 3 15/16"

RIPRODUZIONE VIETATA

TAPPI TERMINALI E SFERE - END CAPS AND SPHERES

TAPPI TERMINALI SAGOMATI
END CAPS WITH VARIOUS SHAPES

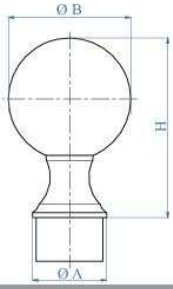

AISI316	Per tubo *For tube* A	B	H
E457	Ø 42,4 x 2,0 mm 1 2/3" dia. x 5/64"	Ø 70 mm 2 3/4" dia.	103 mm 4 1/16"
E4571	Ø 48,3 x 2,0 mm 1 7/8" dia. x 5/64"	Ø 80 mm 3 5/32" dia.	115 mm 4 1/2"
-	Ø 50,8 mm x 2,0 mm 2" dia. x 5/64"	Ø 80 mm 3 5/32" dia.	120 mm 4 3/4"

TAPPI TERMINALI PER TUBO QUADRO
END CAPS FOR SQUARE TUBES

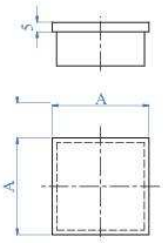

AISI304	AISI316	Per tubo *For tube* A x A
–	E4200	20 x 20 x 1,5 mm - 25/32" x 25/32" x 1/16"
–	E4210	25 x 25 x 2,0 mm - 1" x 1" x 5/64"
–	E4220	30 x 30 x 2,0 mm - 1 3/16" x 1 3/16" x 5/64"
E4230/304	E4230	40 x 40 x 2,0 mm - 1 9/16" x 1 9/16" x 5/64"
–	E4240	50 x 50 x 2,0 mm - 2" x 2" x 5/64"
–	E4250	60 x 60 x 2,0 mm - 2 23/64" x 2 23/64" x 5/64"

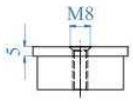

AISI304	AISI316	Per tubo *For tube* A x A
–	E42201	30 x 30 x 2,0 mm - 1 3/16" x 1 3/16" x 5/64"
E42301/304	E42301	40 x 40 x 2,0 mm - 1 9/16" x 1 9/16" x 5/64"

TAPPI TERMINALI
END CAPS

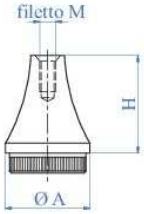

(Da combinare alla sfera con foro filettato) di pagina 259
(To be combined with spheres) page 259

A punta con foro cieco filettato e zigrinatura
With knurling, pointed with internal threaded blind hole

AISI303	Per tubo *For tube* A	H	Filetto M *Thread M*
E0101	Ø 33,7 x 2,0 mm - 1 1/3" dia. x 5/64"	30 mm - 1 3/16"	M8
E010	Ø 42,4 x 2,0 mm - 1 2/3" dia. x 5/64"	47 mm - 1 13/16"	M10

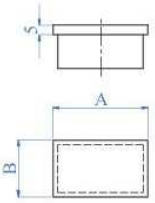

AISI316	Per tubo *For tube* A x B
E4252	40 x 20 x 2,0 mm - 1 9/16" x 25/32" x 5/64"
E4253	40 x 30 x 2,0 mm - 1 9/16" x 1 3/16" x 5/64"
E4254	50 x 30 x 2,0 mm - 2" x 1 3/16" x 5/64"
E4255	60 x 40 x 2,0 mm - 2 23/64" x 1 9/16" x 5/64"

REPRODUZIONE VIETATA IAM DESIGN REPRODUCTION PROHIBITED www.iamdesign.com

TAPPI TERMINALI E SFERE - END CAPS AND SPHERES

TAPPI TERMINALI PER TONDINO - END CAPS FOR ROUND BARS

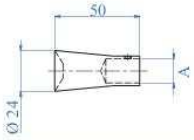

AISI303	Per tondino *For round bar* A
E910510	Ø 12 mm - 1/2" dia.
E9105	Ø 14 mm - 9/16" dia.

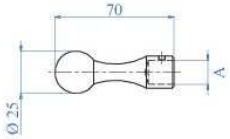

AISI303	Per tondino *For round bar* A
E912010	Ø 12 mm - 1/2" dia.
E9120	Ø 14 mm - 9/16" dia.

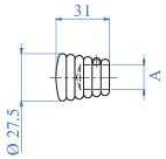

AISI303	Per tondino *For round bar* A
E911510	Ø 12 mm - 1/2" dia.
E9115	Ø 14 mm - 9/16" dia.

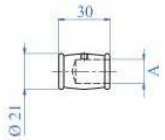

AISI303	Per tondino *For round bar* A
E912510	Ø 12 mm - 1/2" dia.
E9125	Ø 14 mm - 9/16" dia.

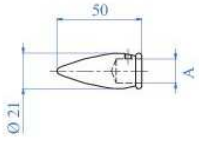

AISI303	Per tondino *For round bar* A
E913010	Ø 12 mm - 1/2" dia.
E9130	Ø 14 mm - 9/16" dia.

RIPRODUZIONE VIETATA IAM DESIGN REPRODUCTION PROHIBITED www.iamdesign.com

TAPPI TERMINALI E SFERE - END CAPS AND SPHERES

SFERE VUOTE - HOLLOW SPHERES

AISI316	Dimensioni *Dimensions*	Superficie *Surface*	Filetto *Thread*
E0701/HP	Ø 30 mm - 1 3/16" dia.	lucido - mirror polished	M6
E071/HP	Ø 60 mm - 2 23/64" dia.	lucido - mirror polished	M8
E073/HP	Ø 80 mm - 3 5/32" dia.	lucido - mirror polished	M8
E074/HP	Ø 90 mm - 3 9/16" dia.	lucido - mirror polished	M8
E075/HP	Ø 100 mm - 3 15/16" dia.	lucido - mirror polished	M10
E076/HP	Ø 120 mm - 4 3/4" dia.	lucido - mirror polished	M10

Sfere vuote con foro filettato, satinate
Hollow spheres, with threaded inserts, satin finish

AISI304	AISI316	Dimensioni *Dimensions*	Superficie *Surface*	Filetto *Thread*
–	E0701	Ø 30 mm 1 3/16" dia.	satinato satin finish	M6
–	E0702	Ø 40 mm 1 9/16" dia.	satinato satin finish	M6
E070304	E070	Ø 50 mm 2" dia.	satinato satin finish	M6
E071304	E071	Ø 60 mm 2 23/64" dia.	satinato satin finish	M8
-	E072	Ø 70 mm 2 3/4" dia.	satinato satin finish	M8
E073304	E073	Ø 80 mm 3 5/32" dia.	satinato satin finish	M8
–	E074	Ø 90 mm 3 9/16" dia.	satinato satin finish	M8
E075304	E075	Ø 100 mm 3 15/16" dia.	satinato satin finish	M10
E076304	-	Ø 120 mm 4 3/4" dia.	satinato satin finish	M10
–	E077	Ø 150 mm 5 29/32" dia.	satinato satin finish	M10



RIPRODUZIONE VIETATA IAM DESIGN REPRODUCTION PROHIBITED

ALIMESA
FUNDICION · FORJA · ARTESANIA
926 86 11 48 ALMAGRO

TAPPI TERMINALI E SFERE - END CAPS AND SPHERES

SFERE PIENE - SOLID SPHERES

SFERE PIENE FILETTATE
SOLID SPHERES WITH THREADED INSERTS

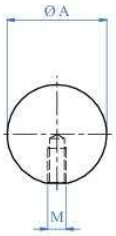

AISI304	AISI316	Dimensioni *Dimensions* A	Filetto *Thread* M
E012	E4300	Ø 60 mm foro cieco filettato 2 23/64" dia. threaded blind hole	M10
E0120	E4301	Ø 50 mm foro cieco filettato 2" dia. threaded blind hole	M8
E0121	E4302	Ø 40 mm foro cieco filettato 1 9/16" dia. threaded blind hole	M8
E0122	–	Ø 30 mm foro cieco filettato 1 3/16" dia. threaded blind hole	M6
E0123	–	Ø 25 mm foro cieco filettato 1" dia. threaded blind hole	M6
E0124	–	Ø 20 mm foro cieco filettato 25/32" dia. threaded blind hole	M6
E0125	–	Ø 15 mm foro cieco filettato 19/32" dia. threaded blind hole	M6

SFERE PIENE CON FORO
SOLID SPHERES WITH HOLES

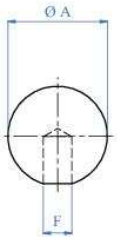

AISI304	AISI316	Dimensioni *Dimensions* A	Foro *Hole* F
E0126	E4307	Ø 20 mm foro cieco 25/32" dia. blind hole	Ø 10,2 mm 13/32" dia.
E01261	NEW E01261316	Ø 20 mm foro cieco 25/32" dia. blind hole	Ø 12,2 mm 1/2" dia.
E01262	–	Ø 20 mm foro passante 25/32" dia. hole	Ø 10,2 mm 13/32" dia.
E01292	–	Ø 25 mm foro cieco 1" dia. blind hole	Ø 10,2 mm 13/32" dia.
E0127	E4308	Ø 25 mm foro cieco 1" dia. blind hole	Ø 12,2 mm 1/2" dia.
E0128	E4309	Ø 25 mm foro cieco 1" dia. blind hole	Ø 14,2 mm 9/16" dia.
E0129	E4311	Ø 25 mm foro passante 1" dia. hole	Ø 12,2 mm 1/2" dia.
E01281	-	Ø 25 mm foro passante 1" dia. hole	Ø 14,2 mm 9/16" dia.
E01302	–	Ø 30 mm foro cieco 1 3/16" dia. blind hole	Ø 12,2 mm 1/2" dia.
-	E4313	Ø 30 mm foro passante 1 3/16" dia. hole	Ø 10,2 mm 13/32" dia.
E0130	E4314	Ø 30 mm foro passante 1 3/16" dia. hole	Ø 12,2 mm 1/2" dia.
-	E4315	Ø 30 mm foro passante 1 3/16" dia. hole	Ø 14,2 mm 9/16" dia.
E0130/SO	–	Ø 30 mm foro passante con grano laterale 1 3/16" dia. hole with set screw	Ø 12,2 mm 1/2" dia.
E01301/SO	–	Ø 30 mm foro passante con grano laterale 1 3/16" dia. hole with set screw	Ø 14,2 mm 9/16" dia.
Lucido - Mirror Polished			
-	X4308	Ø 25 mm foro cieco 1" dia. blind hole	Ø 12,2 mm 1/2" dia.

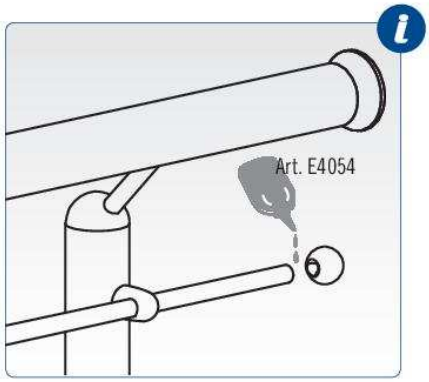

RIPRODUZIONE VIETATA IAM DESIGN REPRODUCTION PROHIBITED www.iamdesign.com

REGGICORRIMANO DA PARETE - WALL HANDRAIL SUPPORT

FLANGIA PIATTA - FLAT FLANGE

- Flangia piatta
- Ø 64 mm
- Spessore 4 mm
- Saldati alla piastra di ancoraggio

- Flat flange
- Ø 64 mm
- 4 mm thick
- welded to the anchorage plate

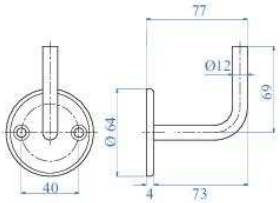

AISI304	AISI316	Descrizione *Description*
E02221	E02221316	Da saldare To be welded

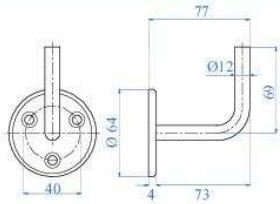

AISI304	AISI316	Descrizione *Description*
E0222	E0222316	Da saldare To be welded

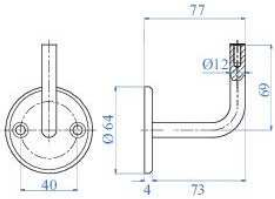

AISI304	AISI316	Descrizione *Description*
E02246	E02246316	Con filetto interno M6 With inside Thread M6

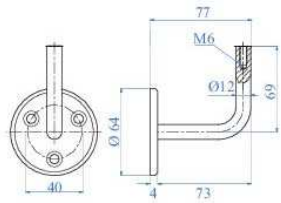

AISI304	AISI316	Descrizione *Description*
E0224	E0224316	Con filetto interno M6 With inside Thread M6

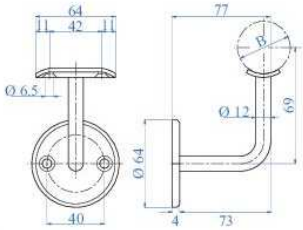

AISI304	AISI316	Descrizione *Description*	B
E02233	E02233316	Senza filetto Without Thread	Ø 33,7 mm / Ø 42,4 mm 1 1/3" dia. / 1 2/3" dia.

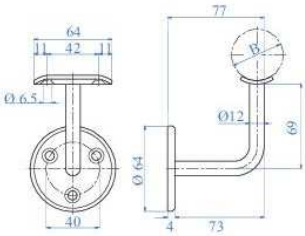

AISI304	AISI316	Descrizione *Description*	B
E0223	E0223316	Senza filetto Without Thread	Ø 33,7 mm / Ø 42,4 mm 1 1/3" dia. / 1 2/3" dia.
Lucido - Mirror Polished			
	X0223316	Senza filetto Without Thread	Ø 42,4 mm - 1 2/3" dia. Ø 43,0 mm - 1 11/16" dia.

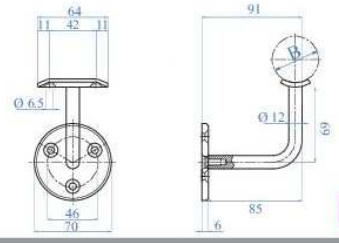

AISI304	AISI316	Descrizione *Description*	B
E02230	-	Con filetto interno With internal Thread	Ø 42,4 mm 1 2/3" dia.
E02232	-	Con filetto interno With internal Thread	Ø 48,3 mm 1 7/8" dia.

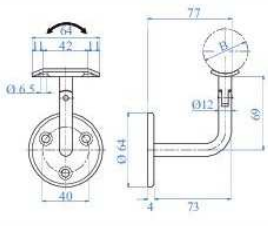

AISI304	AISI316	Descrizione *Description*	B
E02231	E02231316	Con sella e snodo With plate and pivot	Ø 33,7 mm / Ø 42,4 mm 1 1/3" dia. / 1 2/3" dia.
Lucido - Mirror Polished			
-	X02231316	Con sella e snodo With plate and pivot	Ø 42,4 mm - 1 2/3" dia. Ø 43,0 mm - 1 11/16" dia.

RIPRODUZIONE VIETATA IAM DESIGN REPRODUCTION PROHIBITED

REGGICORRIMANO DA PARETE - WALL HANDRAIL SUPPORT

FLANGIA BOMBATA - CONVEX FLANGE

- Flangia bombata
- Ø 70 mm
- Spessore 6 mm
- Avvitati alla piastra di ancoraggio

- Convex flange
- Ø 70 mm
- 6mm thick
- screwed to the anchorage plate

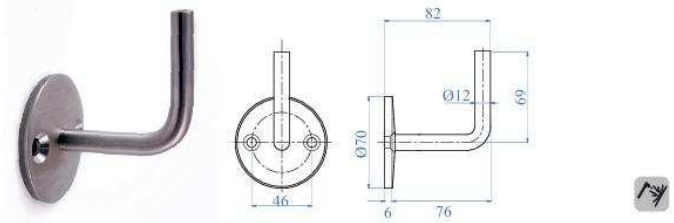

AISI304	AISI316	Descrizione *Description*
E02245	E02245316	Da saldare To be welded

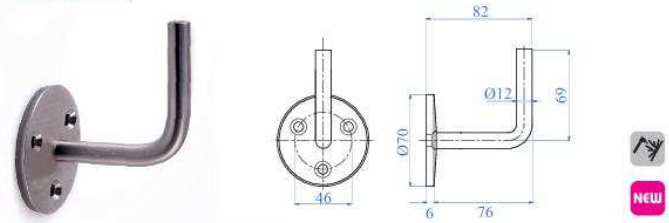

AISI304	AISI316	Descrizione *Description*
E022451	E022451316	Da saldare To be welded

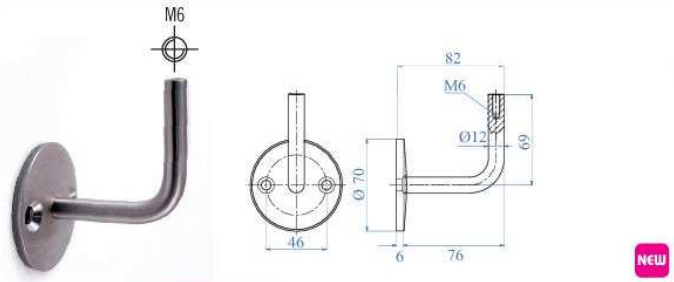

AISI304	AISI316	Descrizione *Description*
E022452	E022452316	Con filetto interno M6 With inside Thread M6

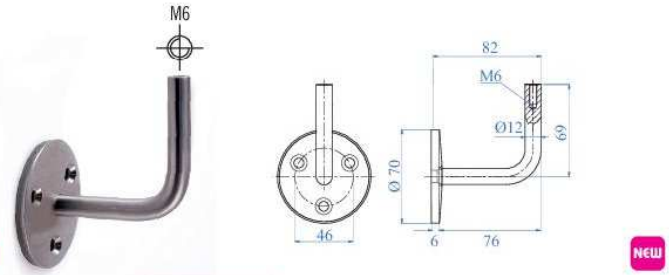

AISI304	AISI316	Descrizione *Description*
E022453	E022453316	Con filetto interno M6 With inside Thread M6

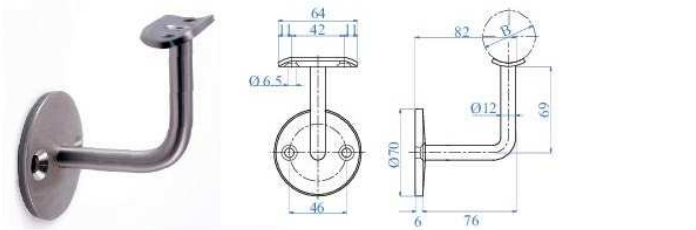

AISI304	AISI316	B
E02243	E02243316	Ø 33,7 mm / Ø 42,4 mm 1 1/3" dia. / 1 2/3" dia.

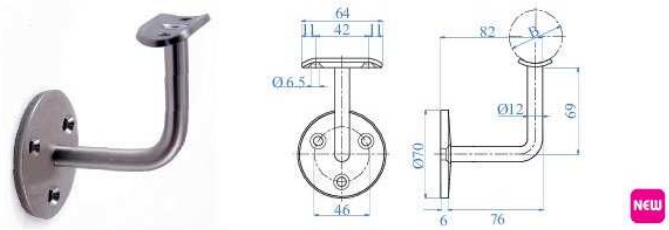

AISI304	AISI316	B
E022431	E022431316	Ø 33,7 mm / Ø 42,4 mm 1 1/3" dia. / 1 2/3" dia.

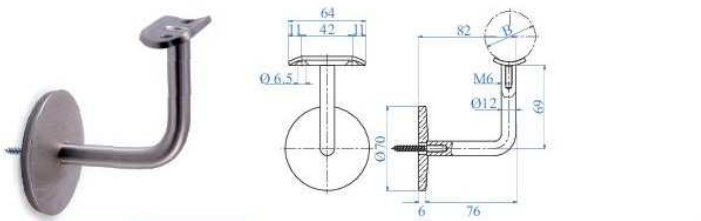

AISI304	AISI316	Descrizione *Description*	B
E02242	E02242316	Completo di vite With screw	Ø 33,7 mm / Ø 42,4 mm 1 1/3" dia. / 1 2/3" dia.

I REGGICORRIMANO A PARETE POSSONO ESSERE COMBINATI
CON LE ROSETTE CORPIFLANGIA E0182
VEDI PAGINA 227
THE WALL HANDRAIL SUPPORTS CAN BE MATCHED WITH FLANGE CANOPY E0182,
ON PAGE 227

RIPRODUZIONE VIETATA
IAM DESIGN
REPRODUCTION PROHIBITED

• REGGICORRIMANO DA PARETE - WALL HANDRAIL SUPPORT

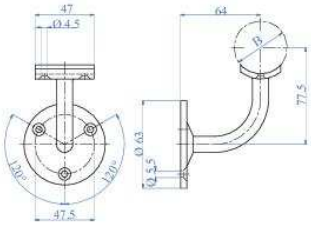

AISI304	AISI316	ZAMAC SATINATO - SATIN	B
E459/304	E459	E45920	Ø 42,4 mm 1 2/3" dia.
Lucido - Mirror Polished			
-	X459	-	Ø 42,4 mm 1 2/3" dia.

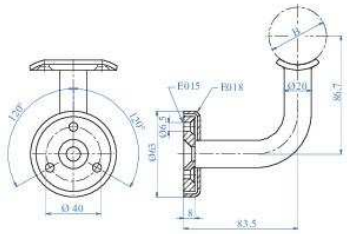

AISI304	AISI316	B
E022/S	E022/S316	Ø 33,7 mm / Ø 42,4 mm 1 1/3" dia. / 1 2/3" dia.

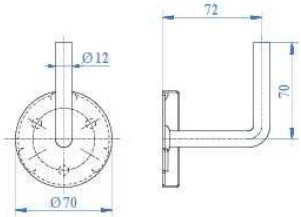

AISI304	Descrizione *Description*
E02281	Da saldare To be welded

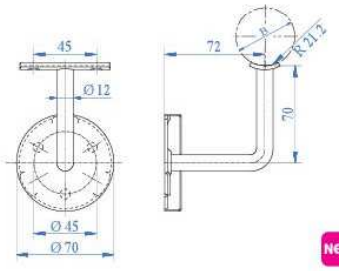

AISI304	B
E0228	Ø 33,7 mm / Ø 42,4 mm 1 1/3" dia. / 1 2/3" dia.

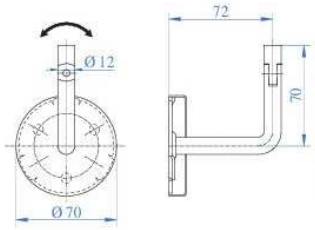

AISI304	Descrizione *Description*
E02282	Da saldare To be welded

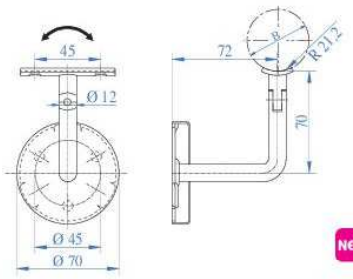

AISI304	B
E02283	Ø 33,7 mm / Ø 42,4 mm 1 1/3" dia. / 1 2/3" dia.

FAST FIX

Supporto corrimano con piastra ad incastro, composto da un disco con alette che si incastra perfettamente alla copriflangia per un fissaggio semplice, veloce e sicuro.

Our handrail support is provided with a clamping plate and equipped with rosettes suitable for the rosette cover, all to ensure a fast, easy, and safe assembly.

RIPRODUZIONE VIETATA IAM DESIGN REPRODUCTION PROHIBITED

ALIMESA
FUNDICION · FORJA · ARTESANIA
926 86 11 48 ALMAGRO

• REGGICORRIMANO DA PARETE - WALL HANDRAIL SUPPORT

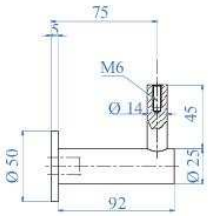

Satinato
Satin finish

AISI316	Per corrimano *For handrail*
E4586	Ø 40 ÷ 48 mm e quadro 1 9/16" ÷ 1 57/64" dia. and square

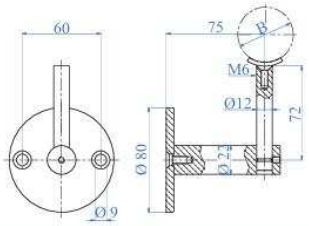

AISI303	Dimensioni *Dimensions*	B
E0221	Ø 80 x 5 mm 3 5/32" dia. x 13/64"	Ø 33,7 mm - Ø 42,4 mm 1 1/3" dia. - 1 2/3" dia.

Possiamo eseguire lucidatura a specchio su richiesta su qualsiasi articolo in AISI 304 e AISI 316

All our AISI 304 and AISI 316 line can be mirror polished on request.

Dopo numerose prove svolte in collaborazione con i principali istituti di ricerca, IAM Design consiglia l'utilizzo dei prodotti lucidati a specchio per applicazioni in AMBIENTE SALINO (fino a 12 km dal mare) o ad alta concentrazione di agenti inquinanti (centro città/zone industriali)

Upon several tests effected with the collaboration of main institutes of research, IAM Design recommends the use of mirror polished products in SALINE SURROUNDINGS only (area within 12 km from the seaside) or in areas with high level of polluting agents (city centres/industrial areas)

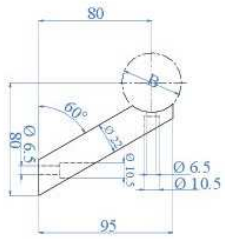

AISI304	AISI316	B	Superficie di ancoraggio *Anchor surface*
E034200	-	Ø 33,7 mm / Ø 42,4 mm 1 1/3" dia. / 1 2/3" dia.	Sup. piana Flat surface
-	E034210316	Ø 33,7 mm / Ø 42,4 mm 1 1/3" dia. / 1 2/3" dia.	Ø 42,4 mm





RIPRODUZIONE VIETATA
IAM DESIGN
REPRODUCTION PROHIBITED

REGGICORRIMANO DA PARETE - WALL HANDRAIL SUPPORT

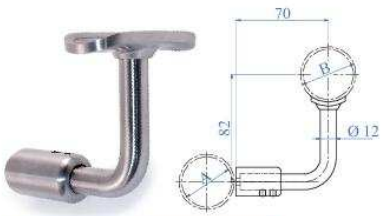

Rigido, per montaggio laterale al montante
Joint is rigid, for lateral fastening

AISI304	AISI316	A	B
NEW E4583/304	E4583	attacco piano square	Ø 33,7 mm / Ø 42,4 mm 1 1/3" dia. / 1 2/3" dia.
NEW E4587	E4583/424	Ø 42,4 mm 1 2/3" dia.	Ø 33,7 mm / Ø 42,4 mm 1 1/3" dia. / 1 2/3" dia.

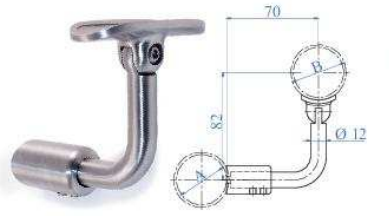

Snodato, per montaggio laterale al montante
Joint is pivoted for lateral fastening

AISI316	A	B
E4584	attacco piano square	Ø 33,7 mm / Ø 42,4 mm 1 1/3" dia. / 1 2/3" dia.
E4584/424	Ø 42,4 mm 1 2/3" dia.	Ø 33,7 mm / Ø 42,4 mm 1 1/3" dia. / 1 2/3" dia.

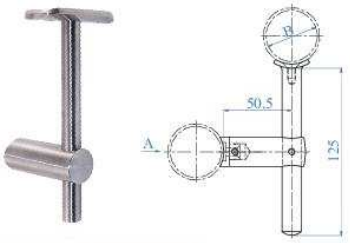

Per fissaggio laterale, completo di grani e attacco per tubo Ø 42,4 mm con possibilità di regolazione in altezza
For lateral fastening, rigid and complete with set screws, For tube 1 2/3" dia., adjustable in Height

AISI303	AISI316	Dimensioni *Dimensions*	A	B
E0225	E0225316	Ø 12 x 125 mm 1/2" dia. x 4 59/64"	Ø 33,7 mm / Ø 42,4 mm 1 1/3" dia. / 1 2/3" dia.	Ø 33,7 mm / Ø 42,4 mm 1 1/3" dia. / 1 2/3" dia.
E0226	E0226316	Ø 14 x 125 mm 9/16" dia. x 4 59/64"	Ø 33,7 mm / Ø 42,4 mm 1 1/3" dia. / 1 2/3" dia.	Ø 33,7 mm / Ø 42,4 mm 1 1/3" dia. / 1 2/3" dia.

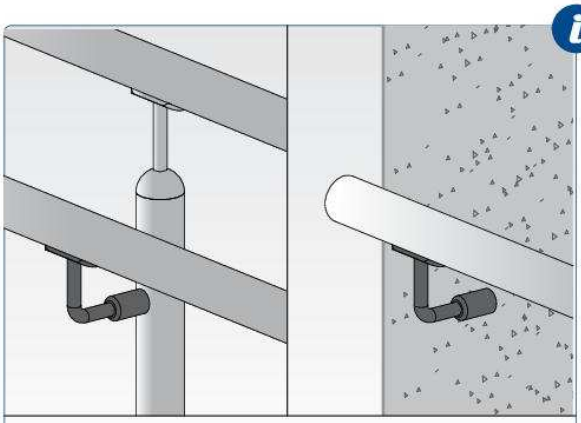

REGGICORRIMANO ADATTO PER ESSERE APPLICATO SUL MONTANTE OPPURE DIRETTAMENTE A PARETE
HANDRAIL SUPPORT THAT CAN BE INSTALLED ON THE POST OR DIRECTLY ON THE WALL



RIPRODUZIONE VIETATA IAM DESIGN REPRODUCTION PROHIBITED

• REGGICORRIMANO DA PARETE - WALL HANDRAIL SUPPORT

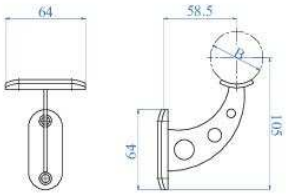

AISI304	B
E031/S6	Ø 33,7 mm - Ø 42,4 mm 1 1/3" dia. - 1 2/3" dia.

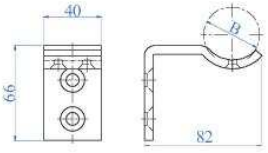

AISI304	AISI316	Dimensioni *Dimensions*	B
E034100	E034100316	66 x 82 mm 2 5/8" x 3 15/64"	Ø 33,7 mm - Ø 42,4 mm 1 1/3" dia. - 1 2/3" dia.



RIPRODUZIONE VIETATA
IAM DESIGN
REPRODUCTION PROHIBITED

• REGGICORRIMANO DA PARETE

REGGICORRIMANO PER ANCORAGGIO SU VETRO - HANDRAIL SUPPORT FOR ANCHORAGE ON GLASS

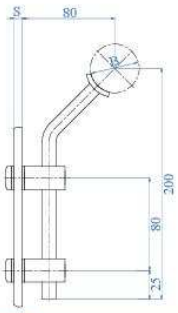

6 pezzi, completo di viti e piastra di collegamento a tubo
6 pieces complete with glass clip and mounting plate

AISI303	AISI316	B	Descrizione *Description* S
E035300	-	Ø 33,7 x 2,0 mm 42,4 x 2,0 mm 1 1/3" dia. x 5/64" 1 2/3" dia. x 5/64"	Per vetro 8-22 mm Vetro da forare Ø 15 mm For glass thickness 5/16" - 7/8" Glass to be drilled at 19/32" dia.

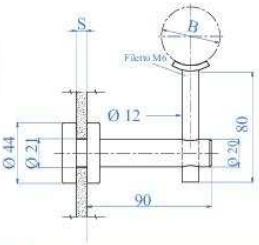

4 pezzi, completo di viti, e sistema di ancoraggio a vetro
4 pieces complete with glass clip and screws

AISI303	AISI316	B	Descrizione *Description* S
E022/S2	E022/S2316	Ø 33,7 x 2,0 mm 42,4 x 2,0 mm 1 1/3" dia. x 5/64" 1 2/3" dia. x 5/64"	Per vetro 8-22 mm Vetro da forare Ø 21 mm For glass thickness 5/16" - 7/8" Glass to be drilled at 55/64" dia.

4 pezzi, completo di viti e piastra di collegamento a tubo, per vetro
4 pieces complete with glass clip and mounting plate.

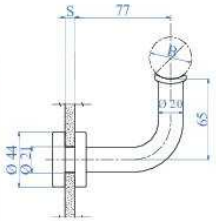

AISI303	AISI316	B	Descrizione *Description* S
E022/S1	E022/S1316	Ø 33,7 x 2,0mm 42,4 x 2,0 mm 1 1/3" dia. x 5/64" 1 2/3" dia. x 5/64"	Per vetro 8-22 mm Vetro da forare Ø 21 mm For glass thickness 5/16" - 7/8" Glass to be drilled at 55/64" dia.
E022/S3	E022/S3316	Ø 48,3 x 2,0 mm 60,3 x 2,0 mm 1 7/8" dia. x 5/64" 2 3/8" dia. x 5/64"	Per vetro 8-22 mm Vetro da forare Ø 21 mm For glass thickness 5/16" - 7/8" Glass to be drilled at 55/64" dia.

NEW

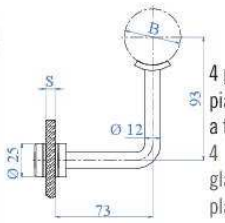

4 pezzi, completo di viti e piastra di collegamento a tubo
4 pieces complete with glass clip and mounting plate

B

AISI303	AISI316	B	Descrizione *Description* S
E035100	E035100316	Ø 33,7 x 2,0 mm 42,4 x 2,0 mm 1 1/3" dia. x 5/64" 1 2/3" dia. x 5/64"	Per vetro 8-22 mm Vetro da forare Ø 15 mm For glass thickness 5/16" - 7/8" Glass to be drilled at 55/64" dia.



RIPRODUZIONE VIETATA IAM DESIGN REPRODUCTION PROHIBITED

REGGICORRIMANO DA PARETE - WALL HANDRAIL SUPPORT

CORRIMANI IN KIT - HANDRAILS KIT

PRONTI PER L'INSTALLAZIONE

Nuova serie di corrimani in kit in acciaio inox satinati, lucidi e in legno, pronti per il montaggio. Questi articoli vengono forniti completi di reggicorrimano e tubo da 2 o 3 metri.
Facili da installare su qualsiasi parete è ideale per anche per i meno esperti

KIT

READY FOR INSTALLATION

Our new series of handrail kits come in satin and mirror polished stainless steel, as well as wood, ready to be assembled. The kit comes complete with handrail supports as well as 2 or 3 meter long tubes. Easy to install on any wall, our kits are perfect for any level of technical expertise.

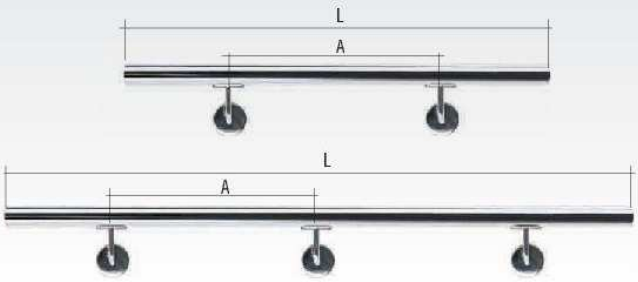

KIT COMPOSTO DA:
KIT COMPOSED BY:

Descrizione *Description*	N. pz./pc. L 2000 mm	N. pz./pc. L 3000 mm
Tubo - Tube	1	1
Elem. di ancoraggio - Anchorage element	2	3
Copriflangia - Flange canopies	2	3
Tappo - End cap	2	2
Vite a testa piatta - Flat head screw	4	6

AISI304	Ø tubo *Tube Dia.*	Lunghezza *Length* L	A
Satinato - Satin finish			
E090	Ø 42,4 x 2,0 mm 1 2/3" dia. x 5/64"	2000 mm 78 3/4"	1500 mm 4' 1" 1/16"
E091	Ø 42,4 x 2,0 mm 1 2/3" dia. x 5/64"	3000 mm 118 1/8"	1250 mm 4' 1" 7/32"

AISI316	Ø tubo *Tube Dia.*	Lunghezza *Length* L	A
Lucido - Mirror polished			
X090	Ø 42,4 x 2,0 mm 1 2/3" dia. x 5/64"	2000 mm 78 3/4"	1500 mm 4' 1" 1/16"
X091	Ø 42,4 x 2,0 mm 1 2/3" dia. x 5/64"	3000 mm 118 1/8"	1250 mm 4' 1" 7/32"

NEW

AISI304	tubo *Tube*	Lunghezza *Length* L	A
Satinato - Satin finish			
E095	40 x 40 mm 1 9/16" x 1 9/16"	2000 mm 78 3/4"	1500 mm 4' 11" 1/16"
E096	40 x 40 mm 1 9/16" x 1 9/16"	3000 mm 118 1/8"	1250 mm 4' 1" 7/32"

NEW

AISI316	tubo *Tube*	Lunghezza *Length* L	A
Lucido - Mirror polished			
X095	40 x 40 mm 1 9/16" x 1 9/16"	2000 mm 78 3/4"	1500 mm 4' 11" 1/16"
X096	40 x 40 mm 1 9/16" x 1 9/16"	3000 mm 118 1/8"	1250 mm 4' 1" 7/32"

RIPRODUZIONE VIETATA
IAM DESIGN
REPRODUCTION PROHIBITED
www.iamdesign.com

• REGGICORRIMANO - HANDRAIL SUPPORT

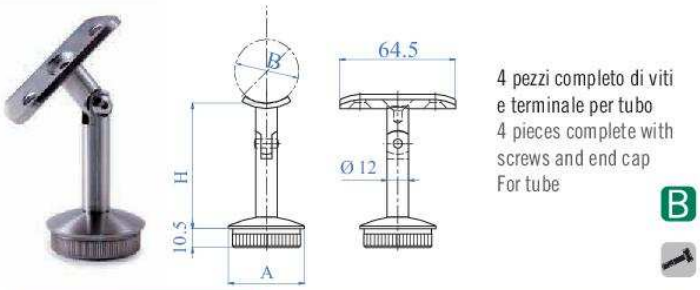

4 pezzi completo di viti e terminale per tubo
4 pieces complete with screws and end cap
For tube

AISI303	AISI316	H	A	B
E0301	E0301316	75 mm 2 61/64"	Ø 33,7 x 2,0 mm 1 1/3" dia. x 5/64"	Ø 33,7 mm / Ø 42,4 mm 1 1/3" dia. / 1 2/3" dia.
E030/S38	E030/S38/316	75 mm 2 61/64"	Ø 38,1 x 1,5 mm 1 1/2" dia. x 1/16"	Ø 33,7 mm / Ø 42,4 mm 1 1/3" dia. / 1 2/3" dia.
E030/S	E030/S316	75 mm 2 61/64"	Ø 42,4 x 2,0 mm 1 2/3" dia. x 5/64"	Ø 33,7 mm / Ø 42,4 mm 1 1/3" dia. / 1 2/3" dia.
E0302	E0302316	75 mm 2 61/64"	Ø 48,3 x 2,0 mm 1 7/8" dia. x 5/64"	Ø 33,7 mm / Ø 42,4 mm 1 1/3" dia. / 1 2/3" dia.
E030/S1	-	75 mm 2 61/64"	Ø 50,8 x 2,0 mm 2" dia. x 5/64"	Ø 33,7 mm / Ø 42,4 mm 1 1/3" dia. / 1 2/3" dia.
Lucido - Mirror Polished				
	X030/S316	75 mm 2 61/64"	Ø 42,4 x 2,0 mm 1 2/3" dia. x 5/64"	Ø 33,7 mm / Ø 42,4 mm 1 1/3" dia. / 1 2/3" dia.
	X030/S316/43	75 mm 2 61/64"	Ø 43,0 x 1,5 mm 1 11/16" dia. x 1/16"	Ø 33,7 mm / Ø 42,4 mm 1 1/3" dia. / 1 2/3" dia.

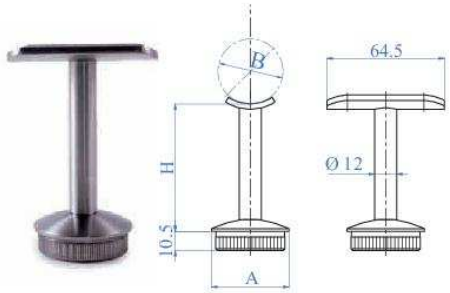

3 pezzi completo di tappo e terminale per tubo
3 pieces complete with screw and end cap
For tube

AISI303	AISI316	H	A	B
E0311	E0311316	75 mm 2 61/64"	Ø 33,7 x 2,0 mm 1 1/3" dia. x 5/64"	Ø 33,7 mm / Ø 42,4 mm 1 1/3" dia. / 1 2/3" dia.
E031/S38	E031/S38/316	75 mm 2 61/64"	Ø 38,1 x 1,5 mm 1 1/2" dia. x 1/16"	Ø 33,7 mm / Ø 42,4 mm 1 1/3" dia. / 1 2/3" dia.
E031/S1	E031/S1316	75 mm 2 61/64"	Ø 42,4 x 2,0 mm 1 2/3" dia. x 5/64"	Ø 33,7 mm / Ø 42,4 mm 1 1/3" dia. / 1 2/3" dia.
NEW -	E031/S1316/26	75 mm 2 61/64"	Ø 42,4 x 2,6 mm 1 2/3" dia. x 7/64"	Ø 33,7 mm / Ø 42,4 mm 1 1/3" dia. / 1 2/3" dia.
E0312	E0312316	75 mm 2 61/64"	Ø 48,3 x 2,0 mm 1 7/8" dia. x 5/64"	Ø 33,7 mm / Ø 42,4 mm 1 1/3" dia. / 1 2/3" dia.
NEW E0312/26	E0312316/26	75 mm 2 61/64"	Ø 48,3 x 2,6 mm 1 7/8" dia. x 7/64"	Ø 33,7 mm / Ø 42,4 mm 1 1/3" dia. / 1 2/3" dia.
E031/S2	-	75 mm 2 61/64"	Ø 50,8 x 2,0 mm 2" dia. x 5/64"	Ø 33,7 mm / Ø 42,4 mm 1 1/3" dia. / 1 2/3" dia.
Lucido - Mirror Polished				
-	X031/S1316	75 mm 2 61/64"	Ø 42,4 x 2,0 mm 1 2/3" dia. x 5/64"	Ø 33,7 mm / Ø 42,4 mm 1 1/3" dia. / 1 2/3" dia.
-	X031/S1316/43	75 mm 2 61/64"	Ø 43,0 x 1,5 mm 1 11/16" dia. x 1/16"	Ø 33,7 mm / Ø 42,4 mm 1 1/3" dia. / 1 2/3" dia.

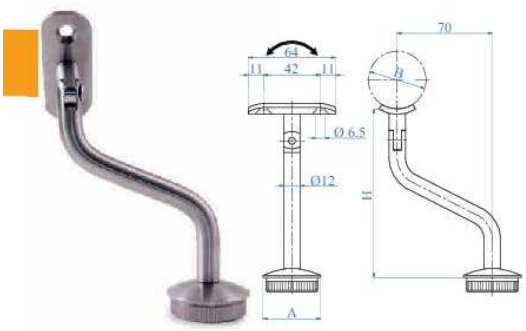

4 pezzi completo di viti, tappo e terminale per tubo, dotato di asse traslata per una maggiore sicurezza
4 pieces complete with screws and angled for maximum security with end cap
For tube

AISI303	AISI316	H	A	B
E038000	-	124 mm 4 7/8"	Ø 33,7 x 2,0 mm 1 1/3" dia. x 5/64"	Ø 33,7 mm / Ø 42,4 mm 1 1/3" dia. / 1 2/3" dia.
E038100	E038110	124 mm 4 7/8"	Ø 42,4 x 2,0 mm 1 2/3" dia. x 5/64"	Ø 33,7 mm / Ø 42,4 mm 1 1/3" dia. / 1 2/3" dia.

3 pezzi completo di tappo e terminale per tubo, dotato di asse traslata per una maggiore sicurezza
3 pieces complete with screws and angled for maximun security with end cap
For tube

AISI303	H	A	B
E038200	109 mm 4 9/32"	Ø 33,7 x 2,0 mm 1 1/3" dia. x 5/64"	Ø 33,7 mm / Ø 42,4 mm 1 1/3" dia. / 1 2/3" dia.
E038300	109 mm 4 9/32"	Ø 42,4 x 2,0 mm 1 2/3" dia. x 5/64"	Ø 33,7 mm / Ø 42,4 mm 1 1/3" dia. / 1 2/3" dia.

RIPRODUZIONE VIETATA IAM DESIGN REPRODUCTION PROHIBITED

• REGGICORRIMANO - HANDRAIL SUPPORT

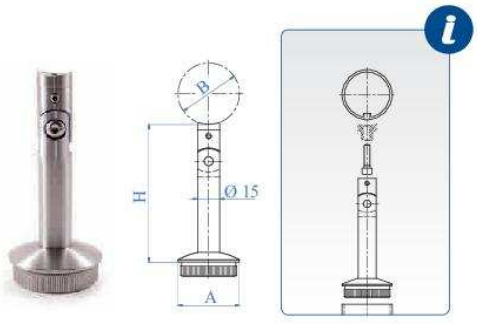

4 pezzi completo di viti e terminale per tubo
4 pieces complete with screws and end cap For tube

AISI303	AISI316	H	A	B
-	E038610	90 mm 3 9/16"	Ø 33,7 x 2,0 mm 1 1/3" dia. x 5/64"	Ø 33,7 mm / Ø 42,4 mm 1 1/3" dia. / 1 2/3" dia.
E038700	E038710	90 mm 3 9/16"	Ø 42,4 x 2,0 mm 1 2/3" dia. x 5/64"	Ø 33,7 mm / Ø 42,4 mm 1 1/3" dia. / 1 2/3" dia.

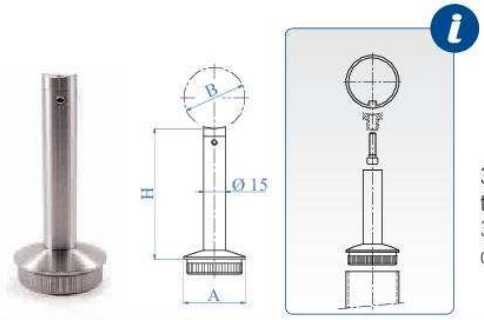

3 pezzi completo di terminale per tubo
3 pieces complete end cap For tube

AISI303	AISI316	H	A	B
-	E038410	90 mm 3 9/16"	Ø 33,7 x 2,0 mm 1 1/3" dia. x 5/64"	Ø 33,7 mm / Ø 42,4 mm 1 1/3" dia. / 1 2/3" dia.
E038500	E038510	90 mm 3 9/16"	Ø 42,4 x 2,0 mm 1 2/3" dia. x 5/64"	Ø 33,7 mm / Ø 42,4 mm 1 1/3" dia. / 1 2/3" dia.

Pratico da installare e migliore scorrimento sul corrimano
Easy to install, for a smoother profile

• REGGICORRIMANO - HANDRAIL SUPPORT

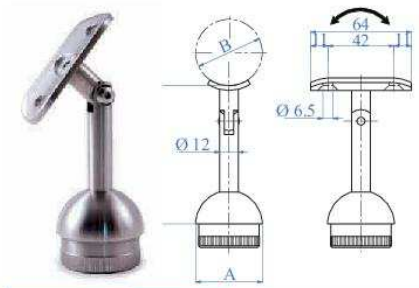

4 pezzi completo di viti e terminale per tubo
4 pieces complete with screws and end cap For tube

AISI303	AISI316	H	A	B
E039000	-	88 mm 3 15/32"	Ø 33,7 x 2,0 mm 1 1/3" dia. x 5/64"	Ø 33,7 mm / Ø 42,4 mm 1 1/3" dia. / 1 2/3" dia.
E039100	E039110	88 mm 3 15/32"	Ø 42,4 x 2,0 mm 1 2/3" dia. x 5/64"	Ø 33,7 mm / Ø 42,4 mm 1 1/3" dia. / 1 2/3" dia.

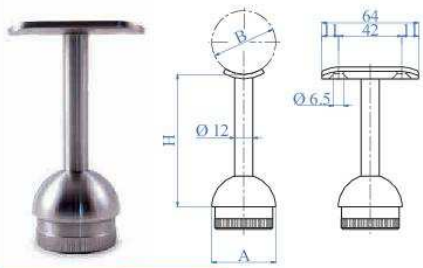

3 pezzi completo di viti e terminale per tubo
3 pieces complete with screws and end cap For tube

AISI303	AISI316	H	A	B
E039200	E039210	88 mm 3 15/32"	Ø 33,7 x 2,0 mm 1 1/3" dia. x 5/64"	Ø 33,7 mm / Ø 42,4 mm 1 1/3" dia. / 1 2/3" dia.
E039300	E039310	88 mm 3 15/32"	Ø 42,4 x 2,0 mm 1 2/3" dia. x 5/64"	Ø 33,7 mm / Ø 42,4 mm 1 1/3" dia. / 1 2/3" dia.

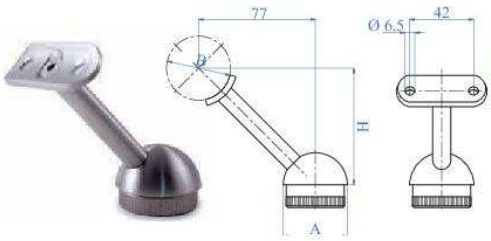

3 pezzi completo di viti e terminale per tubo
3 pieces complete with screws and end cap
For tube

AISI303	AISI316	H	A	B
E038800	E038810	77 mm 3 1/2"	Ø 33,7 x 2,0 mm 1 1/3" dia. x 5/64"	Ø 33,7 mm / Ø 42,4 mm 1 1/3" dia. / 1 2/3" dia.
E038900	E038910	77 mm 3 1/2"	Ø 42,4 x 2,0 mm 1 2/3" dia. x 5/64"	Ø 33,7 mm / Ø 42,4 mm 1 1/3" dia. / 1 2/3" dia.

REGGICORRIMANO DISASSATO ANTISCALATA

ANTI-CLIMBING STAGGERED HANDRAIL SUPPORT



IAM DESIGN
REPRODUCTION PROHIBITED

• REGGICORRIMANO - HANDRAIL SUPPORT

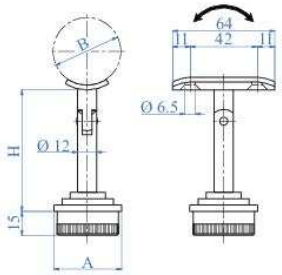

4 pezzi completo di viti e terminale per tubo
4 pieces complete with screws and end cap For tube

AISI316	H	A	B
E039510	76 mm 2 63/64"	Ø 42,4 x 2,0 mm 1 2/3" dia. x 5/64"	Ø 33,7 mm / Ø 42,4 mm 1 1/3" dia. / 1 2/3" dia.

Possiamo eseguire lucidatura a specchio su richiesta su qualsiasi articolo in AISI 304 e AISI 316

All our AISI 304 and AISI 316 line can be mirror polished on request.

Dopo numerose prove svolte in collaborazione con i principali istituti di ricerca, IAM Design consiglia l'utilizzo dei prodotti lucidati a specchio per applicazioni in AMBIENTE SALINO (fino a 12 km dal mare) o ad alta concentrazione di agenti inquinanti (centro città/zone industriali)

Upon several tests effected with the collaboration of main institutes of research, IAM Design recommends the use of mirror polished products in SALINE SURROUNDINGS only (area within 12 km from the seaside) or in areas with high level of polluting agents (city centres/industrial areas)

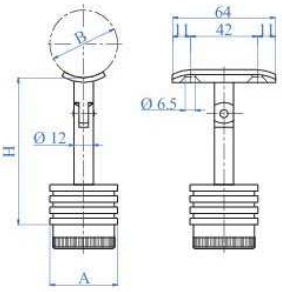

4 pezzi completo di viti e terminale per tubo
4 pieces complete with screws and end cap For tube

AISI303	AISI316	H	A	B
-	E039810	92 mm 3 5/8"	Ø 33,7 x 2,0 mm 1 1/3" dia. x 5/64"	Ø 33,7 mm / Ø 42,4 mm 1 1/3" dia. / 1 2/3" dia.
E039900	-	92 mm 3 5/8"	Ø 42,4 x 2,0 mm 1 2/3" dia. x 5/64"	Ø 33,7 mm / Ø 42,4 mm 1 1/3" dia. / 1 2/3" dia.

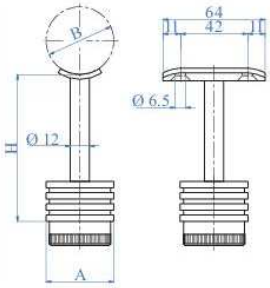

3 pezzi completo di viti e terminale per tubo
3 pieces complete with screws and end cap For tube

AISI303	H	A	B
E040100	92 mm 3 5/8"	Ø 42,4 x 2,0 mm 1 2/3" dia. x 5/64"	Ø 33,7 mm / Ø 42,4 mm 1 1/3" dia. / 1 2/3" dia.

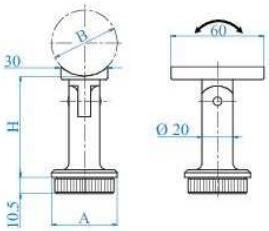

AISI304	H	A	B
E030	57 mm 2 1/4"	Ø 42,4 x 2,0 mm 1 2/3" dia. x 5/64"	Ø 42,4 x 2,0 mm 1 2/3" dia. x 5/64"

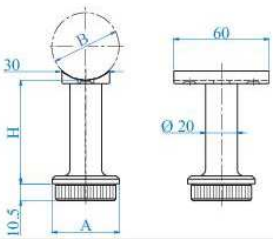

1 pezzo
1 piece

AISI304	H	A	B
E031	57 mm 2 1/4"	Ø 42,4 x 2,0 mm 1 2/3" dia. x 5/64"	Ø 42,4 x 2,0 mm 1 2/3" dia. x 5/64"

RIPRODUZIONE VIETATA
IAM DESIGN
REPRODUCTION PROHIBITED

• REGGICORRIMANO - HANDRAIL SUPPORT

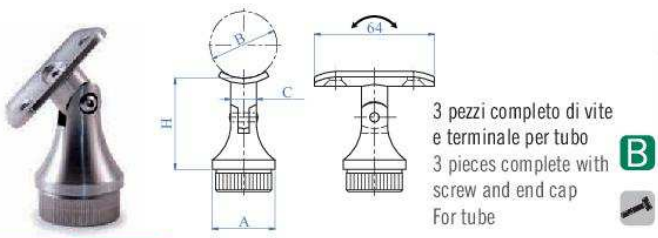

3 pezzi completo di vite e terminale per tubo
3 pieces complete with screw and end cap For tube

AISI303	AISI316	H	A	B	C
E0105	E0105316	48 mm 1 57/64"	Ø 33,7 x 2,0 mm 1 1/3" dia. x 5/64"	Ø 33,7 mm / Ø 42,4 mm 1 1/3" dia. / 1 2/3" dia.	Ø 14 mm 9/16" dia.
E0104	E0104316	58 mm 2 9/32"	Ø 42,4 x 2,0 mm 1 2/3" dia. x 5/64"	Ø 33,7 mm / Ø 42,4 mm 1 1/3" dia. / 1 2/3" dia.	Ø 20 mm 3/4" dia.
Lucido - Mirror Polished					
-	X0104316	58 mm 2 9/32"	Ø 42,4 x 2,0 mm 1 2/3" dia. x 5/64"	Ø 33,7 mm / Ø 42,4 mm 1 1/3" dia. / 1 2/3" dia.	Ø 20 mm 3/4" dia.
-	X0104316/43	58 mm 2 9/32"	Ø 43,0 x 1,5 mm 1 11/16" dia. x 1/16"	Ø 33,7 mm / Ø 42,4 mm 1 1/3" dia. / 1 2/3" dia.	Ø 20 mm 3/4" dia.

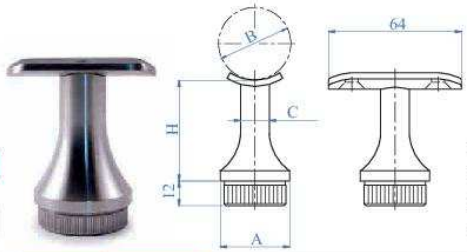

2 pezzi completo di terminale per tubo
2 pieces complete with end cap For tube

AISI303	AISI316	H	A	B	C
E0103	E0103316	48 mm 1 57/64"	Ø 33,7 x 2,0 mm 1 1/3" dia. x 5/64"	Ø 33,7 mm / Ø 42,4 mm 1 1/3" dia. / 1 2/3" dia.	Ø 14 mm 9/16" dia.
E0102	E0102316	58 mm 2 9/32"	Ø 42,4 x 2,0 mm 1 2/3" dia. x 5/64"	Ø 33,7 mm / Ø 42,4 mm 1 1/3" dia. / 1 2/3" dia.	Ø 20 mm 3/4" dia.
Lucido - Mirror Polished					
-	X0102316	58 mm 2 9/32"	Ø 42,4 x 2,0 mm 1 2/3" dia. x 5/64"	Ø 33,7 mm / Ø 42,4 mm 1 1/3" dia. / 1 2/3" dia.	Ø 20 mm 3/4" dia.
-	X0102316/43	58 mm 2 9/32"	Ø 43,0 x 1,5 mm 1 11/16" dia. x 1/16"	Ø 33,7 mm / Ø 42,4 mm 1 1/3" dia. / 1 2/3" dia.	Ø 20 mm 3/4" dia.

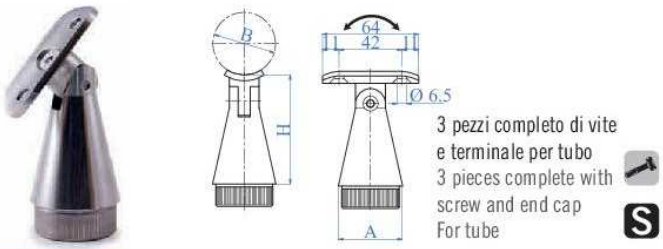

3 pezzi completo di vite e terminale per tubo
3 pieces complete with screw and end cap For tube

AISI316	H	A	B
E040210	68 mm 2 43/64"	Ø 33,7 x 2,0 mm 1 1/3" dia. x 5/64"	Ø 33,7 mm / Ø 42,4 mm 1 1/3" dia. / 1 2/3" dia.

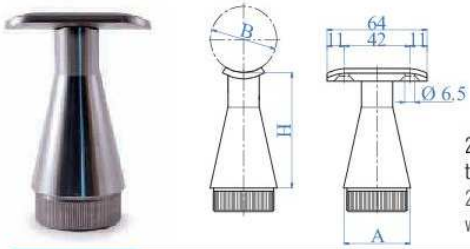

2 pezzi completo di terminale per tubo
2 pieces complete with end cap For tube

AISI316	H	A	B
E040410	68 mm 2 43/64"	Ø 33,7 x 2,0 mm 1 1/3" dia. x 5/64"	Ø 33,7 mm / Ø 42,4 mm 1 1/3" dia. / 1 2/3" dia.

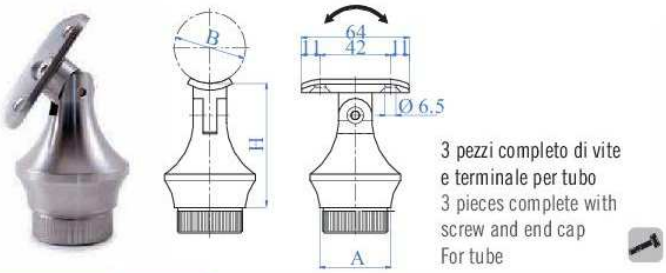

3 pezzi completo di vite e terminale per tubo
3 pieces complete with screw and end cap For tube

AISI303	AISI316	H	A	B
-	E041010	68 mm 2 43/64"	Ø 33,7 x 2,0 mm 1 1/3" dia. x 5/64"	Ø 33,7 mm / Ø 42,4 mm 1 1/3" dia. / 1 2/3" dia.
E041100	E041110	74 mm 2 15/16"	Ø 42,4 x 2,0 mm 1 2/3" dia. x 5/64"	Ø 33,7 mm / Ø 42,4 mm 1 1/3" dia. / 1 2/3" dia.

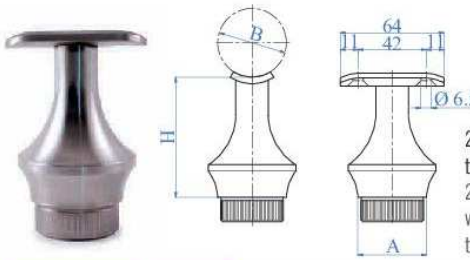

2 pezzi completo di terminale per tubo
2 pieces complete with end cap For tube

AISI303	AISI316	H	A	B
E041200	E041210	74 mm 2 15/16"	Ø 33,7 x 2,0 mm 1 1/3" dia. x 5/64"	Ø 33,7 mm / Ø 42,4 mm 1 1/3" dia. / 1 2/3" dia.
E041300	E041310	74 mm 2 15/16"	Ø 42,4 x 2,0 mm 1 2/3" dia. x 5/64"	Ø 33,7 mm / Ø 42,4 mm 1 1/3" dia. / 1 2/3" dia.

RIPRODUZIONE VIETATA IAM DESIGN REPRODUCTION PROHIBITED

• REGGICORRIMANO - HANDRAIL SUPPORT

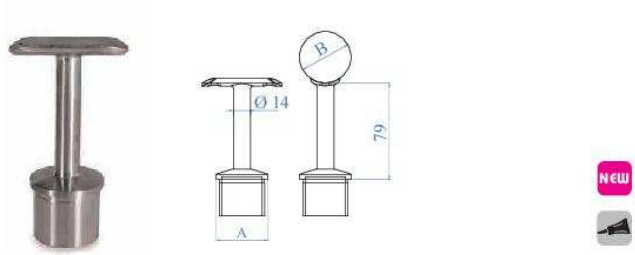

NEW

AISI316	A	B
E033610009	Ø 42,4 mm 1 2/3" dia.	Ø 42,4 x 2,5 mm 1 2/3" dia. x 7/64"
E033610011	Ø 48,3 mm 1 7/8" dia.	Ø 48,3 x 2,0 mm 1 7/8" dia. x 5/64"
E033610012	Ø 42,4 mm 1 2/3" dia.	Ø 48,3 x 2,5 mm 1 7/8" dia. x 7/64"
E033610013	Ø 48,3 mm 1 7/8" dia.	Ø 48,3 x 2,5 mm 1 7/8" dia. x 7/64"

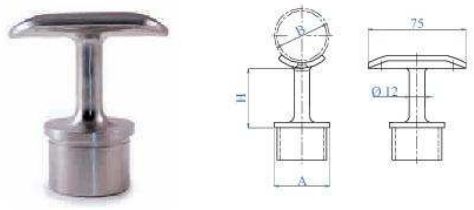

1 pezzo
1 piece

AISI316	H	A	B
E458	50 mm 2"	Ø 42,4 x 2,0 mm 1 2/3" dia. x 5/64"	Ø 33,7 mm / Ø 42,4 mm 1 1/3" dia. / 1 2/3" dia.
Lucido - Mirror Polished			
X458	50 mm 2"	Ø 42,4 x 2,0 mm 1 2/3" dia. x 5/64"	Ø 33,7 mm / Ø 42,4 mm 1 1/3" dia. / 1 2/3" dia.
-	50 mm 2"	Ø 43,0 x 1,5 mm 1 11/16" dia. x 1/16"	Ø 33,7 mm / Ø 42,4 mm 1 1/3" dia. / 1 2/3" dia.

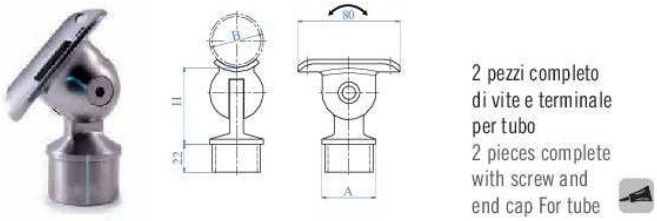

2 pezzi completo di vite e terminale per tubo
2 pieces complete with screw and end cap For tube

AISI316	H	A	B
E4581	60 mm 2 23/64"	Ø 42,4 x 2,0 mm 1 2/3" dia. x 5/64"	Ø 33,7 mm / Ø 42,4 mm 1 1/3" dia. / 1 2/3" dia.
Lucido - Mirror Polished			
X4581	60 mm 2 23/64"	Ø 42,4 x 2,0 mm 1 2/3" dia. x 5/64"	Ø 33,7 mm / Ø 42,4 mm 1 1/3" dia. / 1 2/3" dia.

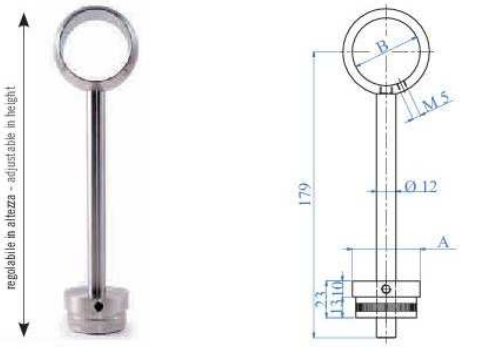

AISI316	A	B
E4582/337	Ø 33,7 x 2,0 mm 1 1/3" dia. x 5/64"	Ø 33,7 x 2,0 mm 1 1/3" dia. x 5/64"
E4582/424	Ø 42,4 x 2,0 mm 1 2/3" dia. x 5/64"	Ø 42,4 x 2,0 mm 1 2/3" dia. x 5/64"

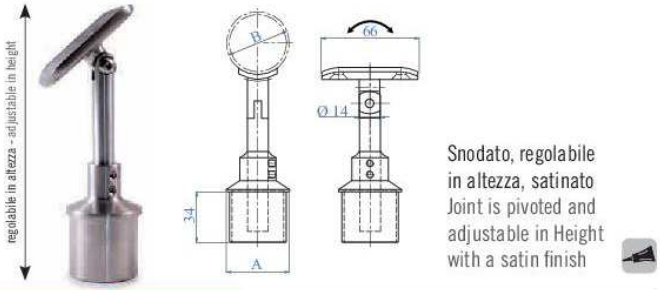

Snodato, regolabile in altezza, satinato
Joint is pivoted and adjustable in Height with a satin finish

AISI304	AISI316	A	B
NEW E520/424	E500/424	Ø 42,4 x 2,0 mm 1 2/3" dia. x 5/64"	Ø 33,7 mm / Ø 42,4 mm 1 1/3" dia. / 1 2/3" dia.

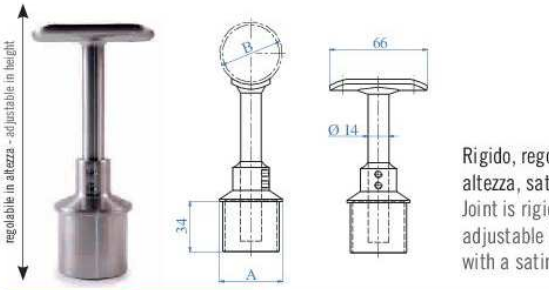

Rigido, regolabile in altezza, satinato
Joint is rigid, adjustable in Height with a satin finish

AISI304	AISI316	A	B
NEW E530/424	E510/424	Ø 42,4 x 2,0 mm 1 2/3" dia. x 5/64"	Ø 33,7 mm / Ø 42,4 mm 1 1/3" dia. / 1 2/3" dia.

RIPRODUZIONE VIETATA
IAM DESIGN
REPRODUCTION PROHIBITED

• REGGICORRIMANO - HANDRAIL SUPPORT

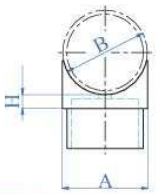

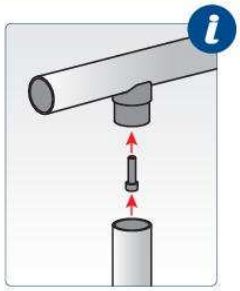

Adattatore satinato per tubo
Tube adapter with a satin finish

AISI304	AISI316	H	A	B
NEW E490/304	E490	9 mm 23/64"	Ø 33,7 x 2,0 mm 1 1/3" dia. x 5/64"	Ø 33,7 mm 1 1/3" dia.
NEW E491/304	E491	12 mm 1/2"	Ø 42,4 x 2,0 mm 1 2/3" dia. x 5/64"	Ø 42,4 mm 1 1/3" dia.
-	E492	14 mm 9/16"	Ø 48,3 x 2,0 mm 1 7/8" dia. x 5/64"	Ø 48,3 mm 1 7/8" dia.
-	E493	16 mm 5/8"	Ø 60,3 x 2,0 mm 2 3/8" dia. x 5/64"	Ø 60,3 mm 2 3/8" dia.

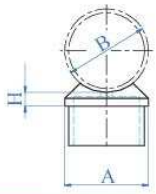

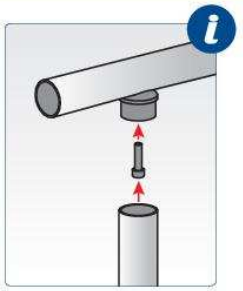

Adattatore satinato per tubo
Tube adapter with a satin finish

AISI304	AISI316	H	A	B
-	E2051	6,5 mm 17/64"	Ø 33,7 x 2,0 mm 1 1/3" dia. x 5/64"	Ø 33,7 mm 1 1/3" dia.
-	E454	6 mm 1/4"	Ø 42,4 x 2,0 mm 1 2/3" dia. x 5/64"	Ø 42,4 mm 1 2/3" dia.
-	E454/26	6,5 mm 17/64"	Ø 42,4 x 2,6 mm 1 2/3" dia. x 7/64"	Ø 42,4 mm 1 2/3" dia.
E2052/304	E2052	9 mm 23/64"	Ø 48,3 x 2,0 mm 1 7/8" dia. x 5/64"	Ø 48,3 mm 1 7/8" dia.
NEW -	E2052/26	9 mm 23/64"	Ø 48,3 x 2,6 mm 1 7/8" dia. x 7/64"	Ø 48,3 mm 1 7/8" dia.
-	E2053	9 mm 23/64"	Ø 60,3 x 2,0 mm 2 3/8" dia. x 5/64"	Ø 60,3 mm 2 3/8" dia.

l'articolo si può anche ancorare a parete oppure su un tubo piano
It's possible to anchor the rail to a wall or other flat surface

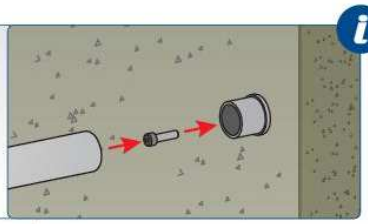

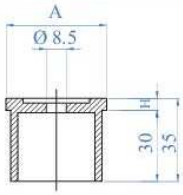

Tappo tondo con bassofondo
Round shallow end cap
NEW

AISI304	AISI316	A	H
E42420/304	E42420	Ø 42,4 x 2,0 mm 1 2/3" dia. x 5/64"	5 mm 3/16"

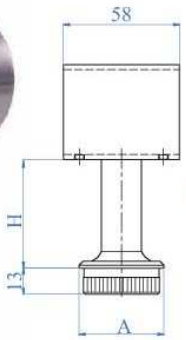

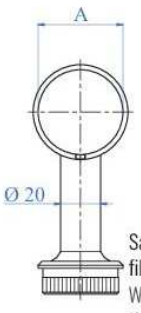

Saldato, con grani filettati
Welded, with threaded pins

AISI303	AISI316	A	H
E031/S	E031/S316	Ø 42,4 x 2,0 mm 1 2/3" dia. x 5/64"	54 mm 2 1/8"

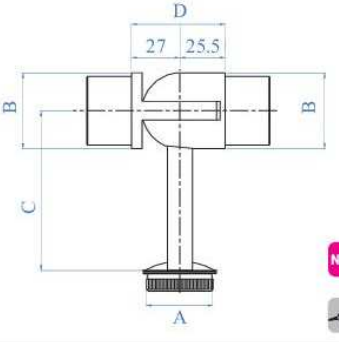

NEW

AISI316	A	B	C	D
E4585	Ø 42,4 x 2,0 mm 1 2/3" dia. x 5/64"	Ø 42,4 x 2,0 mm 1 2/3" dia. x 5/64"	89 mm 3 1/2"	52,5 mm 2 1/16"

RIPRODUZIONE VIETATA
IAM DESIGN
REPRODUCTION PROHIBITED
www.iamdesign.com

• REGGICORRIMANO - HANDRAIL SUPPORT

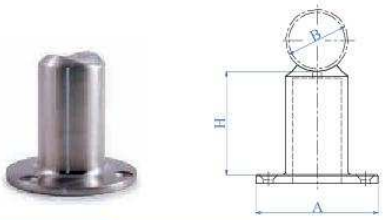

Reggicorrimano flangiato
Flanged handrail support

AISI316	A	B	H
E4540	Ø 68 mm 2 43/64" dia.	Ø 33,7 mm 1 1/3" dia.	60 mm 2 23/64"
E4541	Ø 83 mm 3 17/64" dia.	Ø 42,4 mm 1 2/3" dia.	67 mm 2 41/64"
E4542	Ø 93 mm 3 21/32" dia.	Ø 48,3 mm 1 7/8" dia.	70 mm 2 3/4"
E4543	Ø 105 mm 4 9/64" dia.	Ø 60,3 mm 2 3/8" dia.	75 mm 2 61/64"

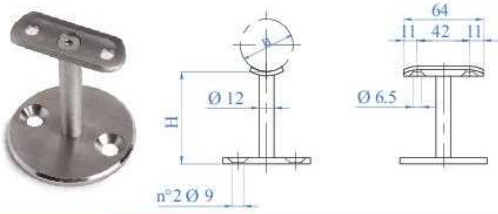

Reggicorrimano flangiato
Flanged handrail support

B

AISI304	AISI316	B	H
-	E0231316	attacco piano square	50 mm 2"
E0232	E0232316	Ø 42,4 mm 1 2/3" dia.	50 mm 2"
E0229	-	attacco piano square	75 mm 2 21/64"
E0230	E0230316	Ø 42,4 mm 1 2/3" dia.	75 mm 2 21/64"
E0233	-	attacco piano square	100 mm 3 15/16"
E0234	E0234316	Ø 42,4 mm 1 2/3" dia.	100 mm 3 15/16"

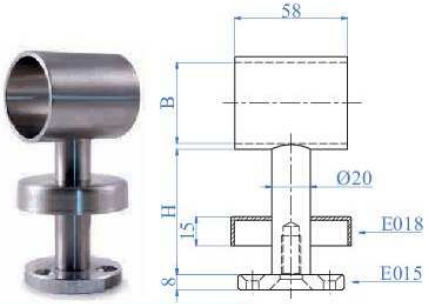

3 pezzi completo di piastra di ancoraggio in alluminio Ø 55 x 8 mm e rosetta Inox Ø 62 x 15 mm
3 pieces complete with aluminium flange 2 11/64" dia. x 5/16" and flange canopy 2 7/16" dia. x 19/32"

AISI303	AISI316	B	H
E0210	-	Ø 33,7 mm 1 1/3" dia.	71,5 mm 2 9/16"
E021/S	E021/S316	Ø 42,4 mm 1 2/3" dia.	72 mm 2 9/16"

www.iamdesign.com RIPRODUZIONE VIETATA
IAM DESIGN REPRODUCTION PROHIBITED

• REGGICORRIMANO - HANDRAIL SUPPORT
ELEMENTI REGGICORRIMANO - HANDRAILS SUPPORT ELEMENTS

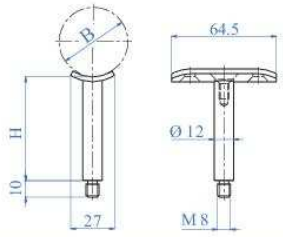

AISI304	AISI316	H	B
E041400	E041500	68 mm 2 43/64"	Ø 33,7 - Ø 42,4 mm 1 1/3" dia. - 1 2/3" dia.

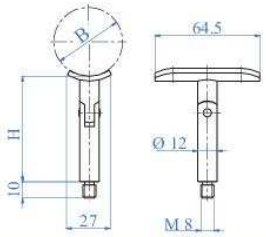

AISI304	AISI316	H	B
E041410	E041510	68 mm 2 43/64"	Ø 33,7 - Ø 42,4 mm 1 1/3" dia. - 1 2/3" dia.

PIASTRE SELLA
MOUNTING PLATES

Spessore 4 mm
Thickness 5/32"

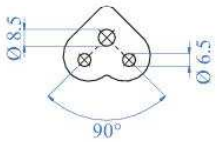

AISI304	AISI316	Per tubo *For tube*
E011971	E011971316	Ø 33,7 - Ø 42,4 mm 1 1/3" dia. - 1 2/3" dia.
E011973	E011973316	Ø 48,3 - Ø 60,3 mm 1 7/8" dia. - 2 3/8" dia.

Spessore 4 mm
Thickness 5/32"

Superficie piana
Flat face

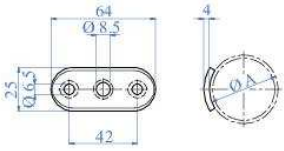

AISI304	AISI316	Per tubo *For tube* A
E01197	E01197316	Ø 33,7 - Ø 42,4 mm 1 1/3" dia. - 1 2/3" dia.
E011972	E011972316	Ø 48,3 - Ø 60,3 mm 1 7/8" dia. - 2 3/8" dia.
E011976	E011976316	Superficie piana Flat face

Spessore 4 mm
Thickn. 5/32"

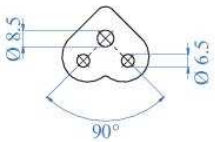

AISI304	AISI316	Per tubo *For tube*
E011970	E011970316	Superficie piana Flat face

45°

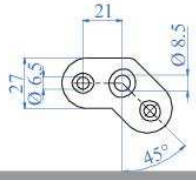

AISI304	AISI316	Per tubo *For tube*
E011974	E011974316	Ø 33,7 - Ø 42,4 mm 1 1/3" dia. - 1 2/3" dia.
-	E011975316	Ø 48,3 - Ø 60,3 mm 1 7/8" dia. - 2 3/8" dia.

PIASTRA SELLA 90° CONFERISCE MAGGIORE RESISTENZA E PRATICITÀ NELL'INSTALLAZIONE DELLA GIUNZIONE AD ANGOLO.
UTILIZZO AGEVOLE ANCHE CON 2 PIANTONI DA RACCORDARE A 90°
MOUNTING PLATES 90° RUGGED AND STURDY, OUR ANGLE JUNCTION MAKES IT EASY TO CONNECT TWO RAILS AT 90 DEGREES.

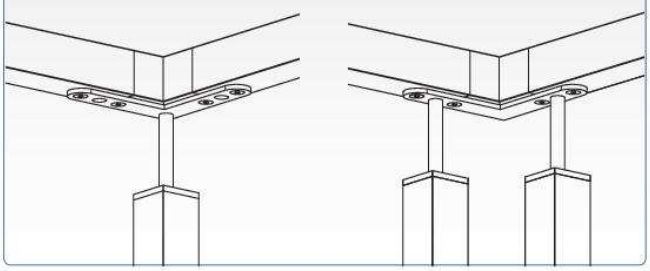

PIASTRA SELLA 90°
MOUNTING PLATES 90°

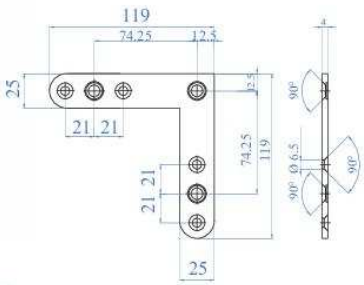

Spessore 4 mm
Thickness 5/32"

NEW

AISI304	AISI316	Per tubo *For tube*
E011977	E011977316	Superficie piana Flat face

RIPRODUZIONE VIETATA
IAM DESIGN
REPRODUCTION PROHIBITED
www.iamdesign.com

• REGGICORRIMANO - HANDRAIL SUPPORT

GIUNZIONI - CONNECTORS

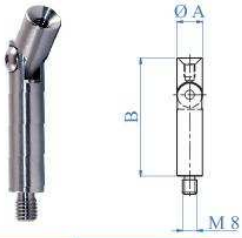

Snodato con filetto esterno M8
e filetto interno M6
Pivoted with external Thread M8
and internal Thread M6

AISI304	AISI316	Dimensioni *Dimensions* A x B	Snodato *Pivotable*
E011931	E011931316	Ø 12 x 65 mm 1/2" dia. x 2 9/16"	Si - Yes
E01193	E01193316	Ø 14 x 65 mm 9/16" dia. x 2 9/16"	Si - Yes

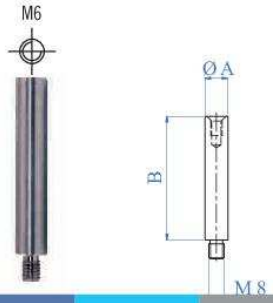

Rigido con filetto esterno M8
e filetto interno M6
Fixed with external Thread M8
and internal Thread M6

AISI304	AISI316	Dimensioni *Dimensions* A x B
E011941	E011941316	Ø 12 x 65 mm 1/2" dia. x 2 9/16"
E01194	E01194316	Ø 14 x 65 mm 9/16" dia. x 2 9/16"
E011943	E011943316	Ø 12 x 115 mm 1/2" dia. x 4 1/2"
E011944	-	Ø 14 x 115 mm 9/16" dia. x 4 1/2"

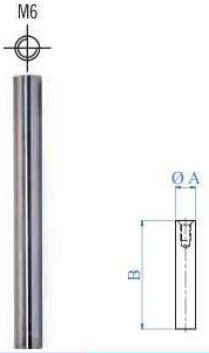

Con filetto interno M6 su un lato
With one internal thread M6

AISI304	AISI316	Dimensioni *Dimensions* A x B
E011945	E011945316	Ø 12 x 80 mm 1/2" dia. x 3 5/32"
E0119451	E0119451316	Ø 14 x 80 mm 9/16" dia. x 3 5/32"
E011940	E011940316	Ø 12 x 115 mm - testa arrotondata 1/2" dia. x 4 17/32" - rounded head
E0119441	E0119441316	Ø 14 x 115 mm - testa arrotondata 9/16" dia. x 4 17/32" - rounded head

Rigido con filetto esterno M8 NEW
Fixed with external thread M8

AISI304	Dimensioni *Dimensions* A x B
E72214	Ø 12 x 70 mm 1/2" dia. x 3 5/32"
E72228	Ø 12 x 90 mm 1/2" dia. x 3 5/32"
E72229	Ø 12 x 120 mm 1/2" dia. x 4 17/32"

TERMINALE PER CORRIMANO
END CAPS FOR HANDRAIL HOLDERS

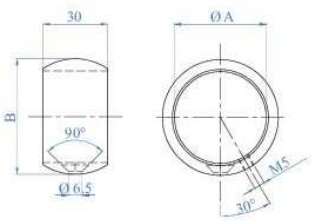

AISI304	AISI316	Per tubo *For tube* A	B
NEW E468/337/S	E468/337	Ø 33,7 mm 1 1/3" dia.	45,4 mm 1 3/4"
NEW E468/424/S	E468/424	Ø 42,4 mm 1 2/3" dia.	53,6 mm 2 1/8"

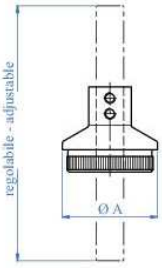

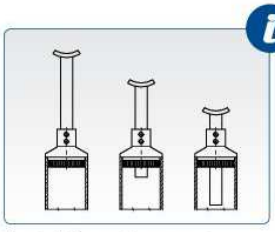

Grani di fissaggio compresi
Fixing grains included

AISI303	AISI316	Per tubo *For tube* A	Foro passante *Through Hole*
E01195100	E02195100	Ø 33,7 x 2,0 mm 1 1/3" dia. x 5/64"	Ø 12,2 mm 31/64" dia.
E01196100	E02196100	Ø 42,4 x 2,0 mm 1 2/3" dia. x 5/64"	Ø 12,2 mm 31/64" dia.

RIPRODUZIONE VIETATA
IAM DESIGN
REPRODUCTION PROHIBITED

• REGGICORRIMANO - HANDRAIL SUPPORT

ANGOLARE PER CORRIMANO - FITTINGS FOR HANDRAILS

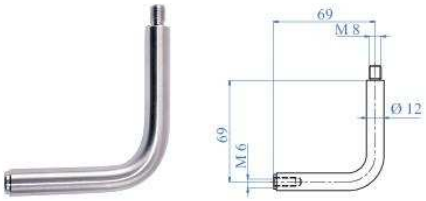

Misura 75 x 75 mm Ø 12 mm, satinato, senza vite
Dimensions 2 61/64" x 2 61/64", 1/2" dia. satin finish without screw

AISI304	AISI316	Descrizione *Description*
E011946	E011946316	Con filetto interno M6 e filetto esterno M8 With internal Thread M6 and external Thread M8

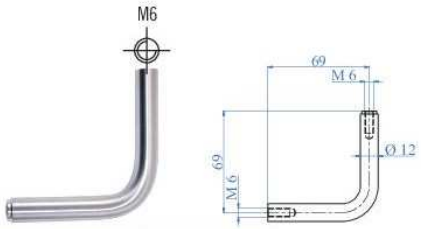

AISI304	AISI316	Descrizione *Description*
E011948	E011948316	Con filetti interni M6 With internal threads M6

Possiamo eseguire lucidatura a specchio su richiesta su qualsiasi articolo in AISI 304 e AISI 316

All our AISI 304 and AISI 316 line can be mirror polished on request.

Dopo numerose prove svolte in collaborazione con i principali istituti di ricerca, IAM Design consiglia l'utilizzo dei prodotti lucidati a specchio per applicazioni in AMBIENTE SALINO (fino a 12 km dal mare) o ad alta concentrazione di agenti inquinanti (centro città/zone industriali)

Upon several tests effected with the collaboration of main institutes of research, IAM Design recommends the use of mirror polished products in SALINE SURROUNDINGS only (area within 12 km from the seaside) or in areas with high level of polluting agents (city centres/industrial areas)

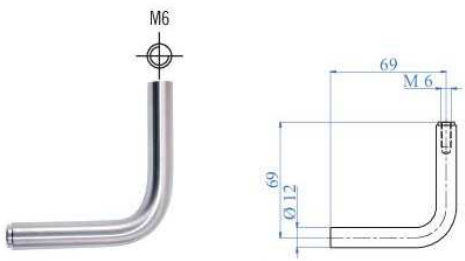

AISI304	AISI316	Descrizione *Description*
E011947	E011947316	Con 1 filetto interno M6 With 1 internal Thread M6

RIPRODUZIONE VIETATA IAM DESIGN REPRODUCTION PROHIBITED

• LED SYSTEM

CE RoHS IP67 UL

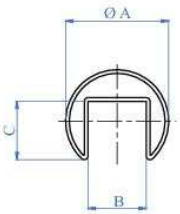

Corrimano in acciaio appositamente disegnato per la linea Led Railing System

Steel handrail specially designed for the Led Railing System line

AISI304	AISI316	Tubo *Tube* A	Lunghezza *Lenght*	B	C
E1000424	E1100424	Ø 42,4 x 1,5 mm 1 2/3" dia. x 1/16"	6000 mm 19' - 8"	24 mm 15/16"	24 mm 15/16"

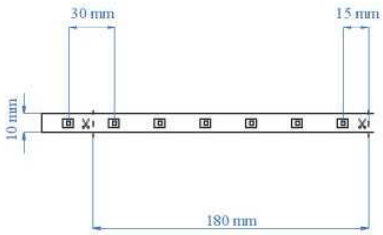

Il rivoluzionario Cavo Led:
totalmente impermeabilizzato
ultraluminoso (sopra a 180 lumen)
ultrasottile, flessibile
facile da installare e tagliare
praticamente indistruttibile

The revolutionary LED Cable:
totally waterproof
ultra-bright (over 180 lumens)
ultra-thin flexible easy to install and cut, virtually indestructible

LED	Metro *Meter*
ELED0001	Venduti a metro. Lunghezza massima 25 metri Sold by the meter. Maximum length 82'

Input voltaggio - Input voltage	24 V
Input corrente - Input current	154 mA
Potenza - Power	3,7 W/m
Peso - Weight	60 g/m
Vita - Life time	35,000h
Angolo luminosità - Beam angle	110°
Luminouse /mt	198 lm
CRI	72
N. Led/18 cm/7 1/16"	6
T° di esercizio - Operating T°	-20 C° + 50 C°
Uso - Use	interno/esterno - Indoor/outdoor

Ogni 18 cm sono segnati i punti dov'è possibile tagliare il nastro

Every 7 1/16" you find marks where you can cut the ribbon

USCITA LUCE E DISTRIBUZIONE COLORE
LIGHT EXIT AND COLOUR DISTRIBUTION

H	X
1200 mm - 47 1/4"	692 mm - 27 1/4"
1100 mm - 43 1/4"	635 mm - 25"
1000 mm - 39 1/2"	579 mm - 22 13/16"
900 mm - 35 7/16"	519 mm - 20 7/16"
800 mm - 31 1/2"	461 mm - 18 5/32"

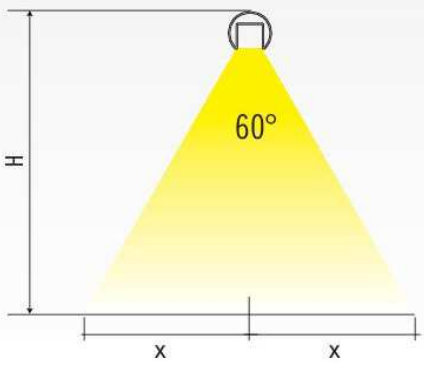

RIPRODUZIONE VIETATA IAM DESIGN REPRODUCTION PROHIBITED

	Descrizione *Description*
ELED0002	Per collegare la striscia Led all'alimentatore To connect the Led strip to the feeder

	Descrizione *Description*
ELED0003	Per unire due strisce Led linearmente To join two Led strips linearly

	Descrizione *Description*
ELED0004	Per unire due strisce Led con un cavo flessibile di 15 cm To join two Led strips by a 5 7/8" flexible cable

	Descrizione *Description*
ELED0009	Per unire le strisce led con un angolo fisso a 90° To join two led strips with a 90° elbow

	Descrizione *Description*
ELED0005	Da utilizzare ad ogni installazione. Protegge la fine della striscia non connessa To be used at each installation. Protects the end of the strip not connected

Alimentatori
Feeders

	Dimensioni *Dimensions*	INPUT	OUTPUT	POTENZA *POWER*
ELED0100	190 x 52 x 37 mm 7 15/32" x 2 1/32" x 1 7/16"	100-240VAC 2,2 A 50/60 Hz	+24 V 4,2 A	100 W < 27 mt - 1063"
ELED0110	162,5 x 42,5 x 32 mm 6 3/8" x 1 21/32" x 1 1/4"	100-240VAC 1,2 A 50/60 Hz	+24 V 2,5 A	60 W < 16 mt - 629-29/32"
ELED0120	148 x 40 x 30 mm 5 13/16" x 1 9/16" x 1 3/16"	100-240VAC 1,1 A 50/60 Hz	+24 V 1,5 A	35 W < 9 mt - 354-5/16"
ELED0130	140 x 30 x 20 mm 7 1/2" x 1 3/16" x 25/32"	200-240VAC 0,3 A 50/60 Hz	+24 V 0,75 A	18 W < 4 mt - 157-1/2"

Utilizzare una pinza per fare pressione sia dall'alto che nel basso dei connettori per unire le strisce di Led

Use a clamp to apply pressure from above and below the connectors to join the strips of Leds

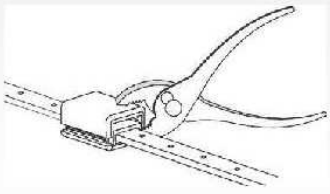

Schema di montaggio
Installation Diagram

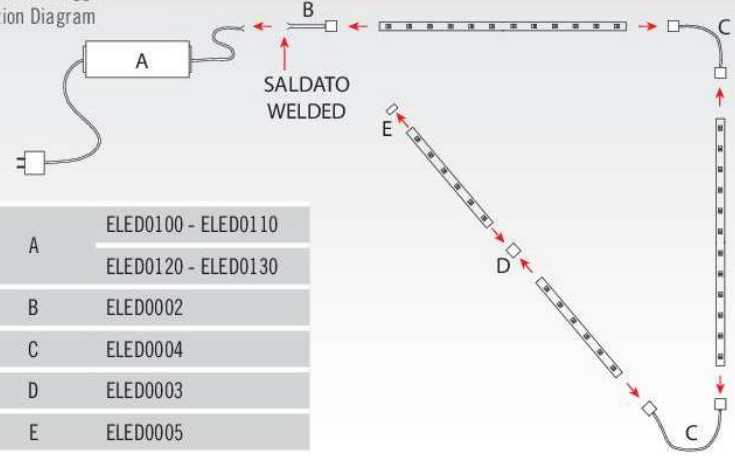

A	ELED0100 - ELED0110
	ELED0120 - ELED0130
B	ELED0002
C	ELED0004
D	ELED0003
E	ELED0005

ALIMESA 926 86 11 48 ALMAGRO
FUNDICION · FORJA · ARTESANIA

• LED SYSTEM

Il semplicissimo sistema di led railing utilizza dei braccetti di sostegno di facile fissaggio al tubo scanalato.

The simple Led railing system employs supporting brackets that can be easily attached to the slotted tube.

NEW

PVC	Descrizione *Description*	Lunghezza *Lenght*
ELED0014	Profilo di colore bianco da applicare al tubo scanalato per lo scorrimento delle strisce Led Profile of white color to be applied to the slotted tube for the sliding of the Led strips	2000 mm 78 3/4"
ELED0015	Profilo di colore bianco da applicare al tubo scanalato per lo scorrimento delle strisce Led Profile of white color to be applied to the slotted tube for the sliding of the Led strips	Kit 5 pz. x 100 mm Kit 5 pc. x 3 5/16"



PLASTIC	Descrizione *Description*
ELED0006	Per attaccare le strisce Led al corrimano scanalato Confezione da 10 pz con viti To attach the Led strips to the slotted handrail. Packaging: 10pcs with screws

PVC	Descrizione *Description*	Lunghezza *Lenght*
ELED0012	Guarnizione trasparente di copertura led ad incastro Interlocking led cover in transparent rubber	2000 mm 78 3/4"

BIADHESIVE TAPE	Descrizione *Description*	L Bobina *Coil length*	Dimensioni *Dimensions*
E1999892	Nastro biadesivo Double sided adhesive tape	33 mt 108' 3" 13/64"	15 x 1,5 mm 19/32" - 1/16"

1a

Applicare l'articolo ELED0015 all'interno del tubo scanalato grazie all'utilizzo del biadesivo E1999892 che si trova in dotazione. Posizionare i braccetti di fissaggio ad una distanza massima di 100-200 mm in funzione del fissaggio che si vuole ottenere

Apply the article ELED0015 inside the slotted tube using the supplied biadhesive E1999892 Place the locking brackets at a maximum distance of 3 15/16"-7 7/8" as a function of fixing to be obtained

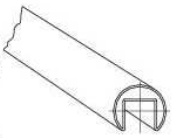

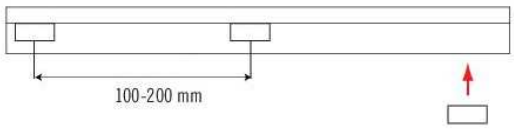

1b

Per un fissaggio ancora più sicuro è possibile utilizzare delle viti M3 ancorate direttamente al corrimano scanalato. Ind.i.a. consiglia di eseguire un pre-foro prima di utilizzare la vite M3.

For a more secure fixing you can use the M3 screws directly anchored to the slotted handrail. Ind.i.a. recommends to make a pre-drilled hole before using the M3 screw

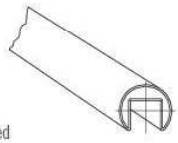

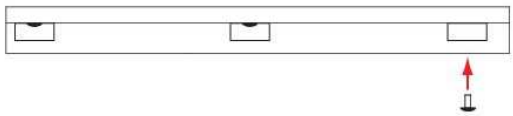

2

Applicare le luci Led al braccetto facendo una leggera pressione.

Apply the Led lights to the bracket by a slight pressure.

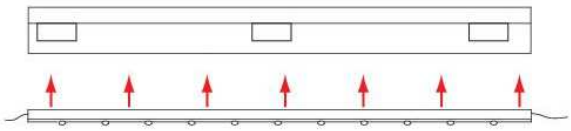

3

Chiudere il profilo con il led con la guarnizione traparente ELED0012

Close the profile with the led with the transparent gasket ELED0012

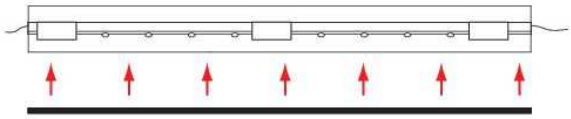

RIPRODUZIONE VIETATA IAM DESIGN REPRODUCTION PROHIBITED www.iamdesign.com

• LED SYSTEM

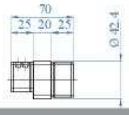

AISI316	Descrizione *Description*
E1200120	Per unire il tubo scanalato ad un normale tubo Ø 42,4 mm To join the slotted tube to a normal tube 1 2/3" dia.

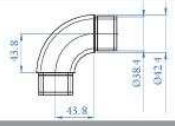

AISI316	Descrizione *Description*
E450	Raccordo a 90° 90° connector

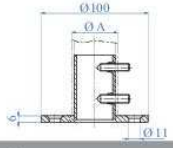

Fori con svasi e perimetro bisellato
Countersunk holes and chamfered perimeter

AISI304	AISI316	Descrizione *Description*	Per tubo A *For tube*
E0213	E0213316	Ancoraggio a pavimento Floor anchorage	Ø 42,4 x 2,0 mm 1 2/3" dia. x 5/64"

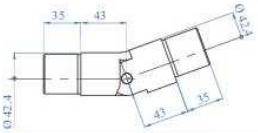

AISI316	Descrizione *Description*
E1510100	Raccordo per tubo scanalato basculante Articulated connector for slotted tube

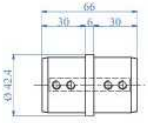

AISI316	Per tubo *For tube*
E1200100	Ø 42,4 x 1,5 mm 1 2/3" dia. x 1/16"

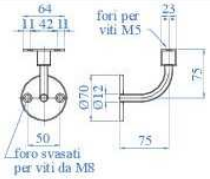

AISI304	AISI316	Descrizione *Description*
E1530100/304	E1530100	Reggicorrimano a parete Wall handrail support

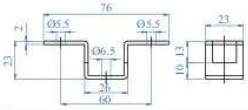

AISI304	AISI316	Descrizione *Description*
E1540120/304	E1540120	Sella per reggicorrimano Mounting plate for handrail support

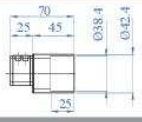

AISI316	Descrizione *Description*
E1200130	Per unire il tubo scanalato all'articolo E450 To join the slotted tube to art. E450

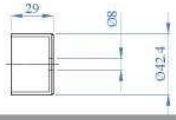

AISI316	Descrizione *Description*
E1100120	Per andare con il cavo a parete To lead the cable to the wall

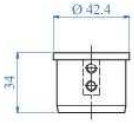

AISI316	Descrizione *Description*
E1100100	Tappo terminale End cap

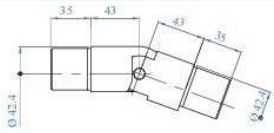

AISI316	Per tubo *For tube*
E1520100	Raccordo basculante per tubo scanalato 25-55° verso il basso Articulated connector 25-55° down for slotted tube

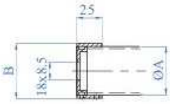

AISI316	Per tubo A *For tube*	B
E2070	Ø 42,4 mm 1 2/3" dia. x 5/64"	48,6 mm 1 7/8"

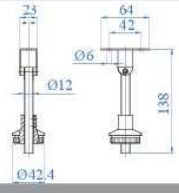

AISI304	AISI316	Descrizione *Description*
E1540100/304	E1540100	Reggicorrimano per montante Handrail support for newel post

RIPRODUZIONE VIETATA
IAM DESIGN
REPRODUCTION PROHIBITED
www.iamdesign.com

ESEMPI DI APPLICAZIONE
EXAMPLES OF APPLICATIONS

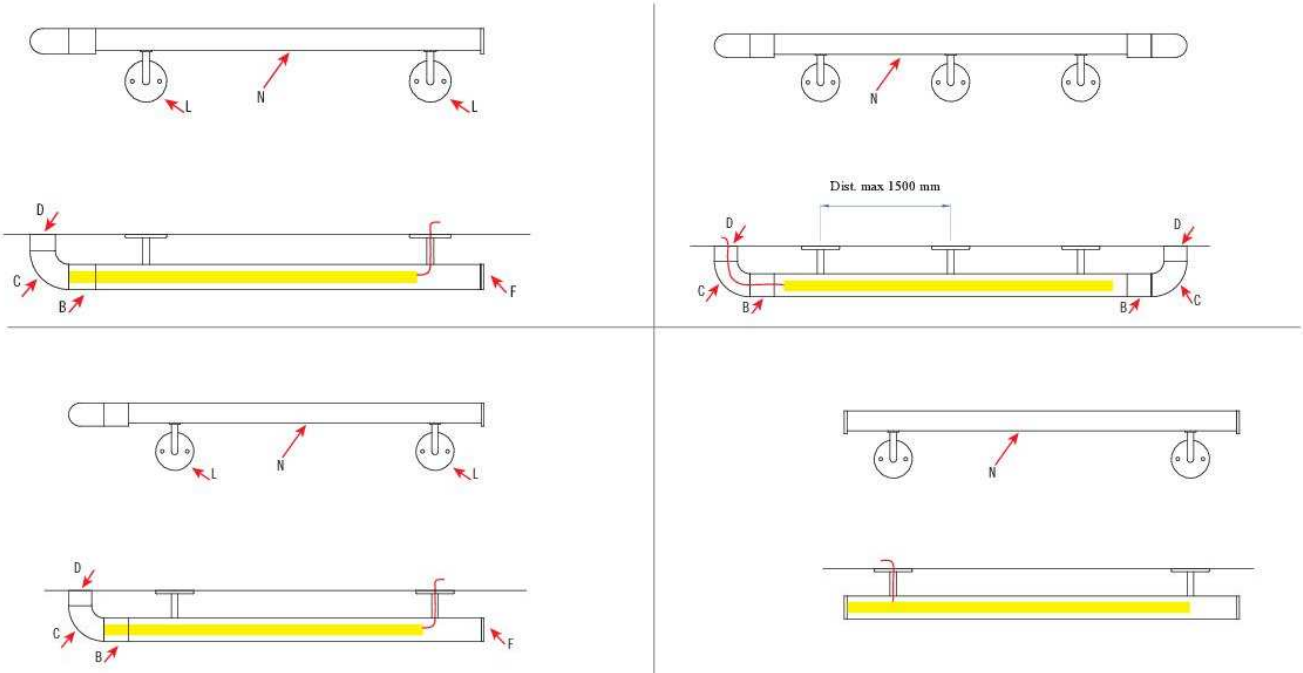

	ELED0001
A	E1200120
B	E1200130
C	E450
D	E1100120
E	E0213
F	E1100100
G	E1510100
H	E1520100
I	E1200100
L	E1530100
M	E1540100
N	E1000424 - E1100424

ALIMESA
FUNDICION · FORJA · ARTESANIA
926 86 11 48 ALMAGRO

• POST LED SYSTEM

POST LED SYSTEM integra un LED a basso voltaggio ad un qualsiasi Parapetto realizzato con i prodotti IAM Design

E un semplice sistema per rendere più sicuri i parapetto e le scale sia per uso interno che esterno.

POST LED SYSTEM integrates a low voltage LED to any Railing made with IAM Design products

It's a simple system that makes safer railings and stairways, rated for both indoor and outdoor applications.

USO INTERNO ED ESTERNO — INDOOR OUTDOOR USE

Forma cilindrica Ø 42,4 mm - Cylindric shape 1 2/3" dia.

AISI316	Per tubo *For tube*	POTENZA *POWER*
ELED1000	Ø 42,4 x 2,0 mm 1 2/3" dia. x 5/64"	1 W
ELED1100	Superficie piana - Flat face	1 W

USO INTERNO ED ESTERNO — INDOOR OUTDOOR USE

Forma cubica lato 40 mm - Cubic shape side 1 9/16"

AISI316	Per tubo *For tube*	POTENZA *POWER*
ELED2000	Ø 42,4 x 2,0 mm - 1 2/3" dia. x 5/64"	1 W
ELED2100	Superficie piana - Flat face	1 W

Alimentatore - Feeder tipo di cablaggio: in serie - type of wiring: sequence

	Dimensioni *Dimensions*	INPUT	OUTPUT	POTENZA 14 W *POWER 14W*
ELED0150	81 x 39 x 20 mm 3 2/3" x 1 17/32" x 3/4"	200-240VAC 0,12 A 50/60 Hz	3-38 V 0,35 A	MIN 4 LED MAX 12 LED

RIPRODUZIONE VIETATA
REPRODUCTION PROHIBITED

ALIMESA
FUNDICION · FORJA · ARTESANIA
926 86 11 48 ALMAGRO

ESEMPI DI APPLICAZIONE
EXAMPLES OF APPLICATION

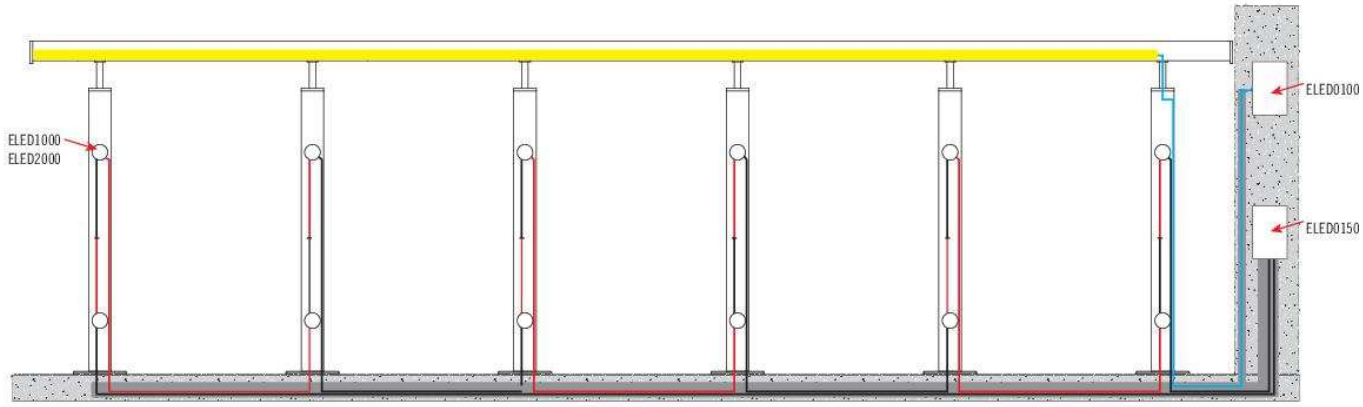

MONTAGGIO LED RAILING SYSTEM
MONTAGGIO LED POST SYSTEM
LED RAILING SYSTEM INSTALLATION
LED POST SYSTEM INTALLATION

PER L'INSTALLAZIONE SI CONSIGLIA DI AFFIDARSI AD UN TECNICO ELETTRICO SPECIALIZZATO
FOR BEST RESULTS, CONSULT AN ELECTRICIAN.

FASI DI INSTALLAZIONE DEL LED - INSTALLATION STEPS OF THE LED

1
Forare e filettare M8
Drill and thread M8

2
Installare l'ancoraggio posteriore con la vite forata in dotazione
Install the rear anchor using the drilled screw included

3
Inserire il cavo di alimentazione nel foro della vite e collegarlo all'alimentatore ELED0150
Enter the power cable into the screw hole and connect it to the feeder ELED0150

4
Fissare il faretto al suo ancoraggio stringendo il grano
Fix the spotlight to its anchor by tightening the grain

5
Installazione completata
Installation completed

USCITA LUCE E DISTRIBUZIONE COLORE
LIGHT EXIT AND COLOUR DISTRIBUTION

H	X
1200 mm - 47 1/4"	840 mm - 33 1/16"
1100 mm - 43 1/4"	770 mm - 30 5/16"
1000 mm - 39 1/2"	700 mm - 27 9/16"
900 mm - 35 7/16"	630 mm - 24 25/32"
800 mm - 31 1/2"	560 mm - 22 1/16"
700 mm - 27 9/16"	490 mm - 19 9/32"
600 mm - 23 5/8"	420 mm - 16 17/32"
500 mm - 19 11/16"	350 mm - 13 25/32"
400 mm - 15 3/4"	280 mm - 11 1/32"
300 mm - 11 13/16"	210 mm - 8 1/4"
200 mm - 7 7/8"	140 mm - 5 1/2"

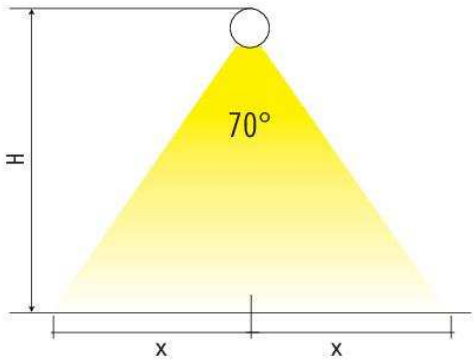

RIPRODUZIONE VIETATA
IAM DESIGN
REPRODUCTION PROHIBITED

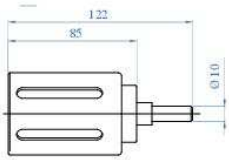

NEW

Art. no.	Per tubo *For tube*
E91070	Ø 42,4 mm 1 2/3" dia.
E91075	Ø 48,3 mm 1 7/8" dia.

VEDI TUTTI GLI ACCESSORI CHE PUOI COMBINARE
DA PAGINA 239 A 248
FROM PAGE 239 TO 248
SEE ALL THE ACCESSORIES THAT YOU CAN COMBINE

NEW

WOOD	Descrizione *Description*	Lunghezza *Length*	Colore *Colour*
E693/3000	Ø 42,4 mm 1 2/3" dia.	3000 mm 9' - 10"	Naturale Natural
E694/3000/G	Ø 48,3 mm 1 7/8" dia.	3000 mm 9' - 10"	Grezzo da verniciare Raw finish, unpainted
E693/3000/G	Ø 42,4 mm 1 2/3" dia.	3000 mm 9' - 10"	Grezzo da verniciare Raw finish, unpainted

SU RICHIESTA POSSIAMO FORNIRVI CORRIMANI CON VARIE ESSENZE E DIMENSIONI DI LEGNO
ON REQUEST WE CAN SUPPLY HANDRAILS WITH VARIOUS WOOD KINDS AND SIZES

NEW Adesivo universale
Contact universal

Art. no.
E91902

NEW

Trapano Avvitatore 18V 2 batterie 1,5 Ah
a percussione
Peso 1,9 Kg
Hammer Drilling/Screwer machine 18V
with No.2 1.5 Ah batteries
Weight 1.9kgs

Art. no.
E91060

ISTRUZIONI PER L'USO
INSTRUCTIONS FOR USE









RIPRODUZIONE VIETATA

REPRODUCTION PROHIBITED

• WOOD INOX

WOOD INOX BASIC



WOOD	Ø A	Finitura *Finishing*	Lunghezza *Length*
E693/3000/G	Ø 42,4 mm 1 2/3" dia.	Grezzo da verniciare Raw finish, unpainted	3000 mm 9' - 10"
E690/3000/G	Ø 45 mm 1 25/32" dia.	Grezzo da verniciare Raw finish, unpainted	3000 mm 9' - 10"

WOOD	Ø A	Finitura *Finishing*	Lunghezza *Length*
E693/3000	Ø 42,4 mm 1 2/3" dia.	Naturale Natural	3000 mm 9' - 10"
E691/3000	Ø 45 mm 1 25/32" dia.	Naturale Natural	3000 mm 9' - 10"

SUPPORTO PER TERMINALI E CURVE
PLASTIC SUPPORT FOR END CURVES

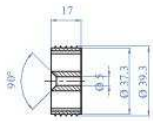

PLASTIC	Descrizione *Description*	Per corrimano *For handrail*
NEW E600/T42	Tappi di plastica completi di vite per fissaggio dei terminali e delle curve Plastic supports for end caps and fittings (screw included)	Ø 42,4 mm 1 2/3" dia.
E600/T	Tappi di plastica completi di vite per fissaggio dei terminali e delle curve Plastic supports for end caps and fittings (screw included)	Ø 45 mm 1 3/4" dia.

STRUMENTI DI MONTAGGIO WOODINOX
TOOLS FOR MOUNTING WOODINOX

ALUMINIUM	Descrizione *Description*	Per corrimano *For handrail*
NEW E600/D42	Dima di centraggio per forature dei corrimani Drill-gauge for wooden handrails	Ø 42,4 mm 1 2/3" dia.
E600/D	Dima di centraggio per forature dei corrimani Drill-gauge for wooden handrails	Ø 45 mm 1 3/4" dia.

FACILE DA INSTALLARE - EASY TO INSTALL

GIUNZIONI
CURVES AND FITTINGS

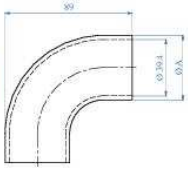

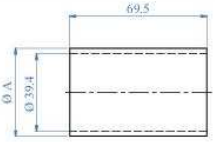

AISI304	Descrizione *Description*	A
NEW E607	Curva corrimano 90° 90° curved	Ø 42,4 mm 1 2/3" dia.
E600	Curva corrimano 90° 90° curved	Ø 45 mm 1 3/4" dia.

AISI304	Descrizione *Description*	A
NEW E608	Giunzione per corrimani in legno Wooden handrail connector	Ø 42,4 mm 1 2/3" dia.
E603	Giunzione per corrimani in legno Wooden handrail connector	Ø 45 mm 1 3/4" dia.

TERMINALI
END CAPS

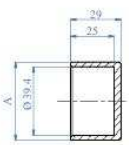

AISI304	Descrizione *Description*	A
NEW E4264	Terminale piano Flat end terminal	Ø 42,4 mm 1 2/3" dia.
E4265	Terminale piano Flat end terminal	Ø 45 mm 1 3/4" dia.



RIPRODUZIONE VIETATA IAM DESIGN REPRODUCTION PROHIBITED www.iamdesign.com

SUPPORTI CORRIMANO
HANDRAIL SUPPORTS

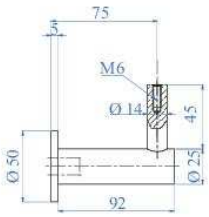

AISI316	Descrizione *Description*
E4586	Reggicorrimano Handrail support

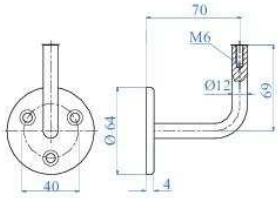

AISI304	Descrizione *Description*
E0224	Reggicorrimano Handrail support

ACCESSORI REGGICORRIMANO
HANDRAIL SUPPORT ACCESSORIES

AISI304	Descrizione *Description*
EINSM6X12	Dado per reggicorrimano Nut for handrail support

AISI304	Descrizione *Description*
ESM614	Vite filettata M6 Threaded screw M6

MONTAGGIO VITI E CORRIMANO ASSEMBLY SCREWS AND HANDRAIL

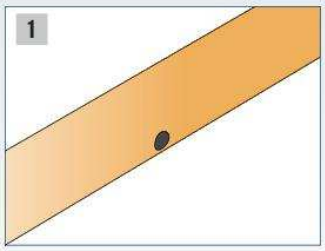

Forare il corrimano Ø 12 mm
Drill the handrail Ø 12 mm

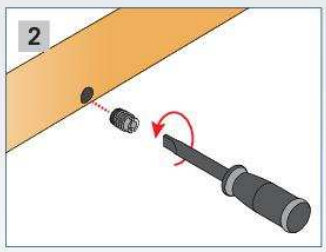

Avvita l'art. EINSM6X12
Screw art. EINSM6X12 in

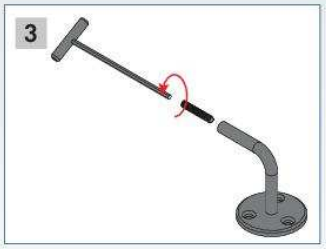

Avvita l'art. ESM614 al reggicorrimano
Screw art. ESM614 to the handrail support

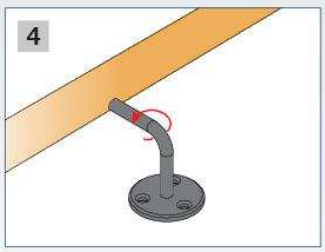

Ruota il reggicorrimano fino alla posizione desiderata
Twist the handrail support till you reach the correct position

RIPRODUZIONE VIETATA IAM DESIGN REPRODUCTION PROHIBITED

ALIMESA
FUNDICION · FORJA · ARTESANIA
926 86 11 48 ALMAGRO

WOOD INOX

PROFILI IN LEGNO PER CORRIMANI - WOODEN PROFILES FOR HANDRAILS

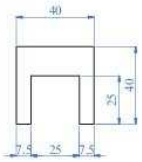

WOOD	Dimensioni *Dimensions*	Colore Colour
EW110000G	2,0 m 6,5 ft	Grezzo da verniciare Raw unpainted

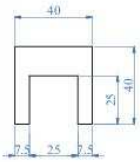

WOOD	Dimensioni *Dimensions*	Colore Colour
EW1100001	2,0 m 6,5 ft	Naturale Natural

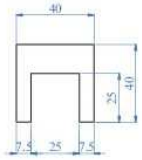

WOOD	Dimensioni *Dimensions*	Colore Colour
EW1100002	2,0 m 6,5 ft	Faggio Beech

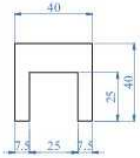

WOOD	Dimensioni *Dimensions*	Colore Colour
EW1100003	2,0 m 6,5 ft	Wengè Wengè

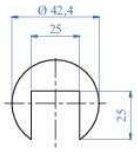

WOOD	Dimensioni *Dimensions*	Colore Colour
EW1100424G	2,0 m 6,5 ft	Grezzo da verniciare Raw unpainted

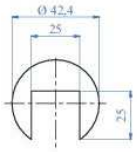

WOOD	Dimensioni *Dimensions*	Colore Colour
EW11004241	2,0 m 6,5 ft	Naturale Natural

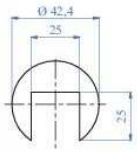

WOOD	Dimensioni *Dimensions*	Colore Colour
EW11004242	2,0 m 6,5 ft	Faggio Beech

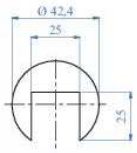

WOOD	Dimensioni *Dimensions*	Colore Colour
EW11004243	2,0 m 6,5 ft	Wengè Wengè

RIPRODUZIONE VIETATA IAM DESIGN REPRODUCTION PROHIBITED www.iamdesign.com

• WOOD INOX

GUARNIZIONI IN GOMMA - RUBBER GASKETS

Disponibile anche in multipli di 6 metri
Also available in groups of 6 meters

RUBBER	Per tubo *For tube*	Vetro *Glass*	Lunghezza bobina *Coil length*
E1999100	Ø 42,4 mm 1 2/3" dia.	8 - 10,76 mm 5/16" - 7/16"	30 mt. 100'
E1999200	Ø 42,4 mm 1 2/3" dia.	12 - 16,76 mm 1/2" - 5/8"	30 mt. 100'
E1999300	Ø 42,4 mm 1 2/3" dia.	16,76 - 18 mm 5/8" - 11/16"	30 mt. 100'
NEW E1999360	Ø 42,4 mm 1 2/3" dia.	19 mm 3/4"	30 mt. 100'
NEW E1999370	Ø 42,4 mm 1 2/3" dia.	20 - 21,52 mm 25/32"-27/32	30 mt. 100'
E1999400	Ø 48,3 mm 1 7/8" dia.	8 - 12,76 mm 5/16" - 1/2"	30 mt. 100'
E1999500	Ø 48,3 mm 1 7/8" dia.	13 - 17,52 mm 33/64" - 11/16"	30 mt. 100'
E1999650	Ø 48,3 mm 1 7/8" dia.	18 - 21,52 mm 11/16" - 7/8"	30 mt. 100'



• WOOD PROFILE SYSTEM

ADATTATORE PER WOOD PROFILE SYSTEM
RUBBER ADAPTER FOR WOOD PROFILE SYSTEM

Kit composto da 3 pezzi:
N 1 spezzone di tubo E1100424
N 1 adattatore EW120010
N 1 vite autofilettante

Kit consisting of 3 parts:
N 1 section of tube E1100424
N 1 adapter EW120010
N 1 self threading screw

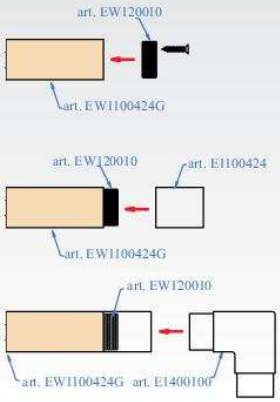

PER MONTARE QUESTE GIUNZIONI PER IL PROFILE SYSTEM, UTILIZZARE QUESTI ARTICOLI

TO ASSEMBLE THESE CONNECTORS FOR THE PROFILE SYSTEM, USE THESE PRODUCTS

AISI316	Tubo scanalato *Groove tube*
EW120010	Ø 42,4 mm 1 2/3" dia.

FITTING DA INNESTO
CURVED FITTING

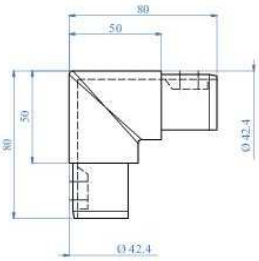

Curva verticale satinata con grana 240
Vertical fitting, satin finish, with grain size 240

AISI316	Per tubo *For tube*
E1500100	Ø 42,4 x 1,5 mm 1 2/3" dia. x 1/16"

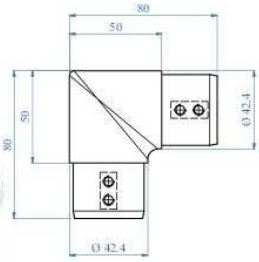

Curva orizzontale satinata con grana 240
Horizontal fitting, satin finish, with grain size 240

AISI316	Per tubo *For tube*
E1400100	Ø 42,4 x 1,5 mm 1 2/3" dia. x 1/16"

GIUNZIONE
CONNECTOR

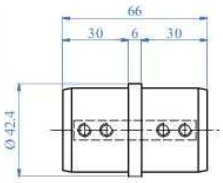

In inox satinato con grana 240
In stainless steel, satin finish, with grain size 240

AISI316	Per tubo *For tube*
E1200100	Ø 42,4 x 1,5 mm 1 2/3" dia. x 1/16"

REGGICORRIMANO
HANDRAIL

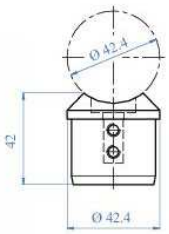

In inox satinato con grana 240
In stainless steel, satin finish, with grain size 240

AISI316	Per tubo *For tube*
E1300100	Ø 42,4 x 1,5 mm 1 2/3" dia. x 1/16"

TERMINALE
END CAP

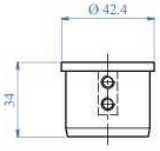

In inox satinato con grana 240
In stainless steel, satin finish, with grain size 240

AISI316	Per tubo *For tube*
E1100100	Ø 42,4 x 1,5 mm 1 2/3" dia. x 1/16"

RIPRODUZIONE VIETATA IAM DESIGN REPRODUCTION PROHIBITED

ALIMESA
FUNDICION · FORJA · ARTESANIA
926 86 11 48 ALMAGRO

• CUBE SYSTEM

TUBI QUADRATI
SQUARE TUBES

In acciaio inossidabile satinato con grana 240, imbustato individualmente
Stainless steel, satin finish, with grain size 240, individually packed

AISI304	AISI316	Dimensioni *Dimensions*
E00203030	E10203030	30 x 30 x 2,0 x 3000 mm 1 3/16" x 1 3/16" x 5/64 x 9' - 10"
E06203030	E16203030	30 x 30 x 2,0 x 6000 mm 1 3/16" x 1 3/16" x 5/64 x 19' - 8"
E00204040	E10204040	40 x 40 x 2,0 x 3000 mm 1 9/16" x 1 9/16" x 5/64 x 9' - 10"
E06204040	E16204040	40 x 40 x 2,0 x 6000 mm 1 9/16" x 1 9/16" x 5/64 x 19' - 8"

ELEMENTI DI ANCORAGGIO
ANCHORAGE ELEMENTS

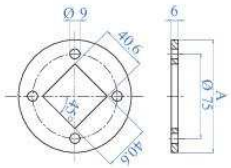

AISI304	AISI316	Dimensioni *Dimensions* A	Foro *Hole*	Altezza *Height*
E02053	E02053316	Ø 100 mm 3 15/16" dia.	40,6 x 40,6 mm 1 19/32" x 1 19/32"	6 mm 1/4"

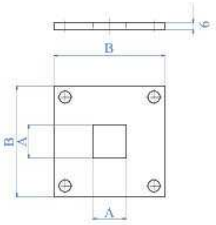

AISI304	AISI316	Per tubo *For tube* A	Dimensioni *Dimensions* B	Fori esterni *External holes*
E02050	E02050316	40 x 40 mm 1 9/16" x 1 9/16"	100 x 100 mm 3 15/16" x 3 15/16"	4 x Ø 11 mm 4 x 7/16" dia.

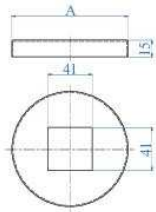

AISI304	AISI316	Dimensioni *Dimensions* A	Foro *Hole*	Altezza *Height*
E02051	E02051316	Ø 105 mm 4 9/64" dia.	41 x 41 mm 1 39/64" x 1 39/64"	15 mm 19/32"

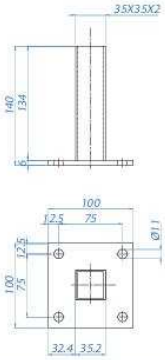

Ancoraggio per tubo, satinato
Anchore for tube, satin finish

NEW

AISI304	AISI316	Per tubo *For tube*
E4742/304	E4742	40 x 40 x 2,0 mm 1 9/16" x 1 9/16" x 5/64"

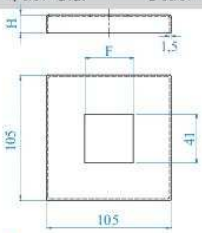

AISI304	AISI316	Dimensioni *Dimensions*	Foro *Hole* F	Altezza *Height* H
E02052	E02052316	105 x 105 mm 4 9/64" x 4 9/64"	41 x 41 mm 1 39/64" x 1 39/64"	15 mm 19/32"

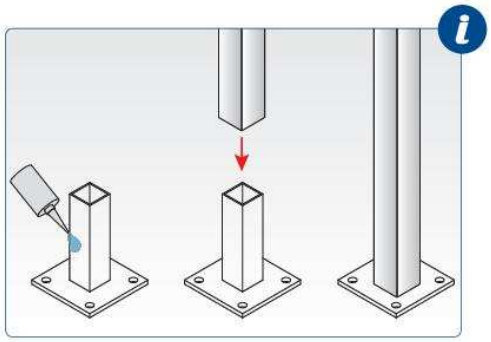

RIPRODUZIONE VIETATA
IAM DESIGN
REPRODUCTION PROHIBITED
www.iamdesign.com

• CUBE SYSTEM

ANCORAGGI LATERALI - LATERAL ANCHORAGES

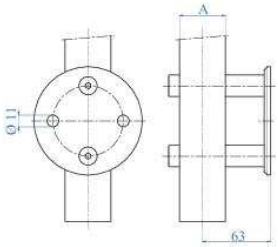

AISI304	AISI316	Per tubo *For tube* A
E11440	E11440316	Superficie piana Flat face

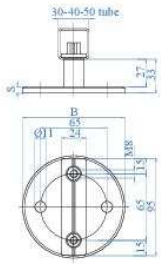

Set composto da: distanziale e piastrina filettata
Complete with flange, spacers and tube plate

AISI304	AISI316	Per tubo *For tube*	Disco *Disc*
E1110	E1110316	Superficie piana Flat face	Ø 100 x 6 mm 3 15/16" dia x 15/64"

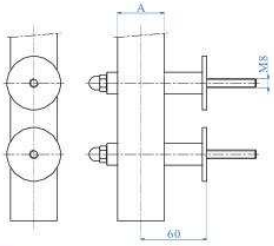

AISI304	AISI316	Per tubo *For tube* A
E11340	E11340316	Superficie piana Flat face

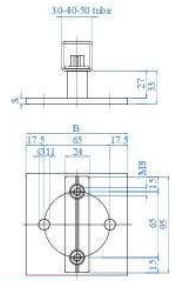

Set composto da: piastra, distanziale e piastrina tubo
Complete with flange, spacers and tube plate

AISI304	AISI316	Per tubo *For tube*	B	S
E1120/304	E1120	40 x 40 x 2,0 mm 1 9/16" x 1 9/16"	100 x 100 mm 3 15/16" x 3 15/16"	6 mm 15/64"

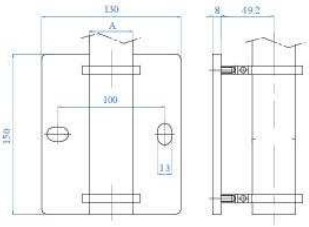

AISI316	Per tubo *For tube* A
E004720114	40 x 40 mm 1 9/16" x 1 9/16"

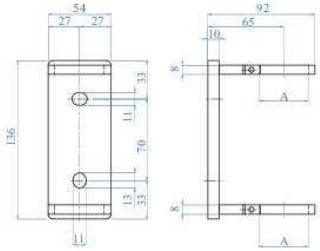

AISI316	Per tubo *For tube* A
E116300	40 x 40 mm 1 9/16" x 1 9/16"

ANELLO DI FISSAGGIO
FIXING RING

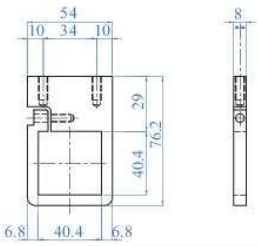

AISI316	Per tubo *For tube* A
E117300	40 x 40 mm 1 9/16" x 1 9/16"

• CUBE SYSTEM
REGGICORRIMANO - HANDRAIL SUPPORT

REGGICORRIMANO AD ALTEZZA VARIABILE
HANDRAIL SUPPORTS WITH ADJUSTABLE HEIGHTS

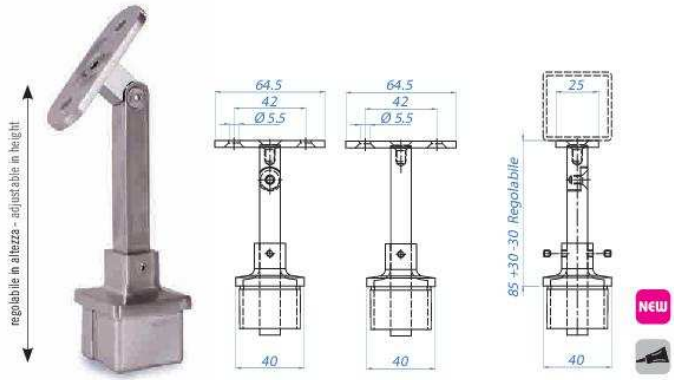

AISI316	Per corrimano *For handrail*	Per tubo quadro *For square tube*
E037920	piatto flat	40 x 40 x 2,0 mm 1 9/16" x 1 9/16" x 5/64"
E037930	Ø 33,7 mm - Ø 42,4 mm 1 1/3" dia. - 1 2/3" dia.	40 x 40 x 2,0 mm 1 9/16" x 1 9/16" x 5/64"

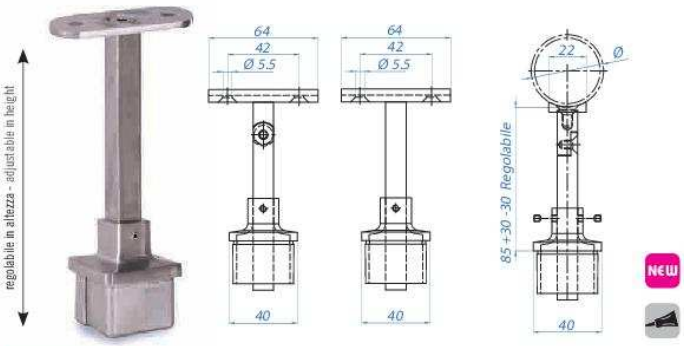

AISI316	Per corrimano *For handrail*	Per tubo quadro *For square tube*
E037900	piatto flat	40 x 40 x 2,0 mm 1 9/16" x 1 9/16" x 5/64"
E037910	Ø 33,7 mm - Ø 42,4 mm 1 1/3" dia. - 1 2/3" dia.	40 x 40 x 2,0 mm 1 9/16" x 1 9/16" x 5/64"

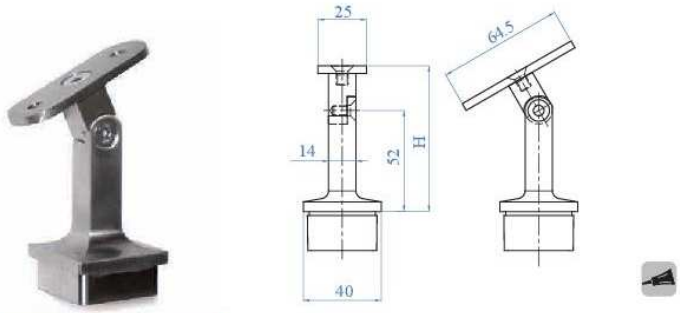

AISI304	AISI316	Altezza *Height* H	Per corrimano *For handrail*	Per tubo quadro *For square tube*
E037700	E037710	75 mm 2 61/64"	piatto flat	40 x 40 x 2,0 mm 1 9/16" x 1 9/16" x 5/64"
E037800	E037810	75 mm 2 61/64"	Ø 33,7 - Ø 42,4 mm 1 1/3" x 1 2/3" dia.	40 x 40 x 2,0 mm 1 9/16" x 1 9/16" x 5/64"

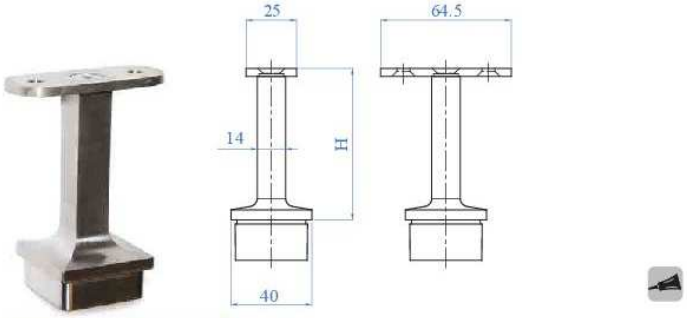

AISI304	AISI316	Altezza *Height* H	Per corrimano *For handrail*	Per tubo quadro *For square tube*
E037300	E037310	75 mm 2 61/64"	piatto flat	40 x 40 x 2,0 mm 1 9/16" x 1 9/16" x 5/64"
E037400	E037410	75 mm 2 61/64"	Ø 33,7 - Ø 42,4 mm 1 1/3" x 1 2/3" dia.	40 x 40 x 2,0 mm 1 9/16" x 1 9/16" x 5/64"

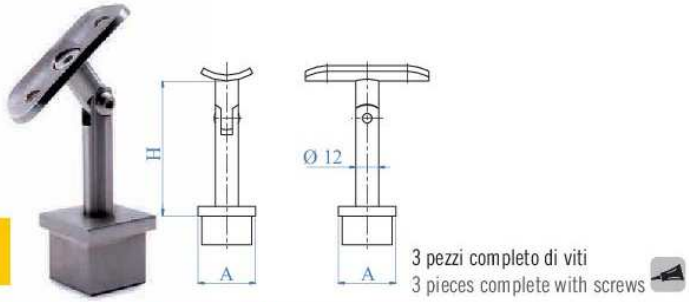

3 pezzi completo di viti
3 pieces complete with screws

AISI303	AISI316	Altezza *Height* H	Per corrimano *For handrail*	Per tubo quadro *For square tube* A
-	E037110	75 mm 2 61/64"	Ø 33,7 mm 1 1/3" dia.	30 x 30 x 2,0 mm 1 3/16" x 1 3/16" x 5/64"
E037200	E037210	75 mm 2 61/64"	Ø 42,4 mm 1 2/3" dia.	40 x 40 x 2,0 mm 1 9/16" x 1 9/16" x 5/64"

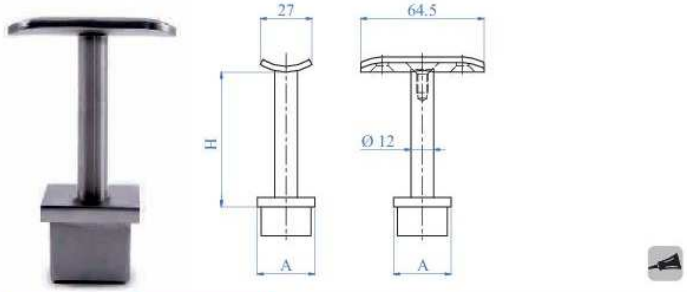

AISI303	AISI316	Altezza *Height* H	Per corrimano *For handrail*	Per tubo quadro *For square tube* A
E037600	E037610	75 mm 2 61/64"	Ø 42,4 mm 1 2/3" dia.	40 x 40 x 2,0 mm 1 9/16" x 1 9/16" x 5/64"

RIPRODUZIONE VIETATA IAM DESIGN REPRODUCTION PROHIBITED

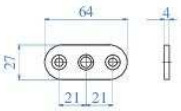

Spessore 4 mm
Thickn. 5/32"

AISI304	AISI316	Per tubo *For tube*
E011976	E011976316	Superficie piana Flat face

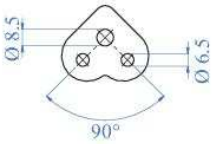

Spessore 4 mm
Thickn. 5/32"

AISI304	AISI316	Per tubo *For tube*
E011970	E011970316	Superficie piana Flat face

PIASTRA SELLA 90° CONFERISCE MAGGIORE RESISTENZA E PRATICITÀ NELL'INSTALLAZIONE DELLA GIUNZIONE AD ANGOLO.
UTILIZZO AGEVOLE ANCHE CON 2 PIANTONI DA RACCORDARE A 90°
MOUNTING PLATES 90° RUGGED AND STURDY, OUR ANGLE JUNCTION MAKES IT EASY TO CONNECT TWO RAILS AT 90 DEGREES.

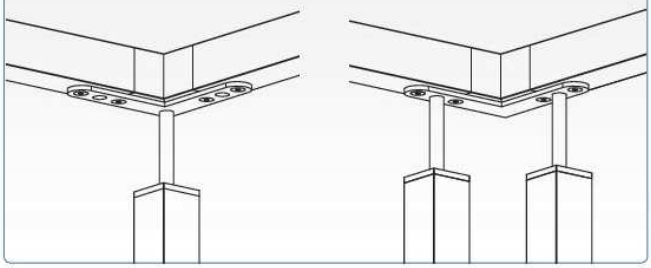

PIASTRA SELLA 90°
MOUNTING PLATES 90°

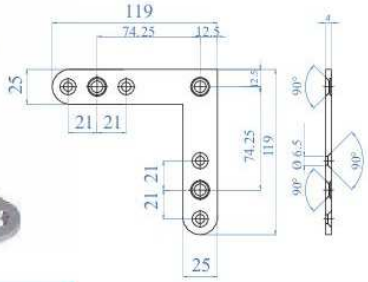

Thickness 5/32"

NEW

AISI304	AISI316	Per tubo *For tube*
E011977	E011977316	Superficie piana Flat face

AISI304	AISI316	Dimensioni *Dimensions*	Peso *Weight*
EP15X5	EP15X5316	15 x 5 x 4000 mm 1 9/16" X 1/4" X 1/16" X 157 1/2"	2,36 kg

REPRODUCCIÓN PROHIBIDA
IAM DESIGN
REPRODUCTION PROHIBITED

• CUBE SYSTEM

REGGICORRIMANO - HANDRAIL SUPPORT

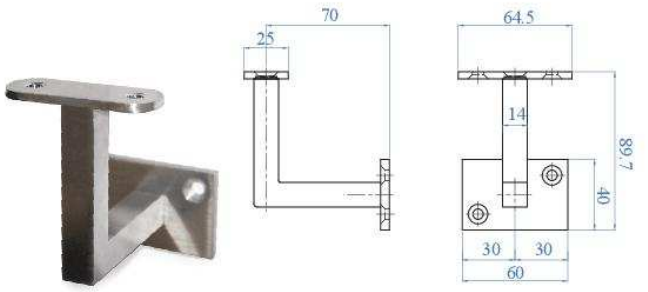

AISI304	AISI316	Per corrimano *For handrail*
E036300	E036310	piatto flat
E036400	E036410	Ø 33,7 - Ø 42,4 mm 1 1/3" x 1 2/3" dia.

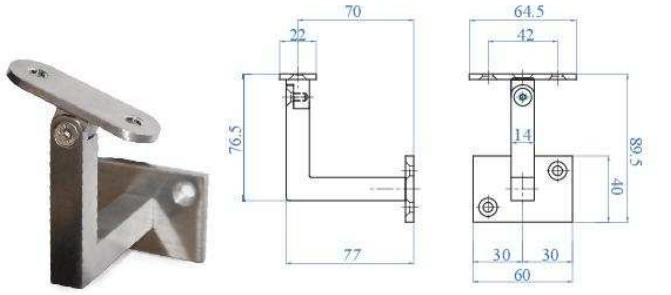

AISI304	AISI316	Per corrimano *For handrail*
E036500	E036510	piatto flat
E036600	E036610	Ø 33,7 - Ø 42,4 mm 1 1/3" x 1 2/3" dia.

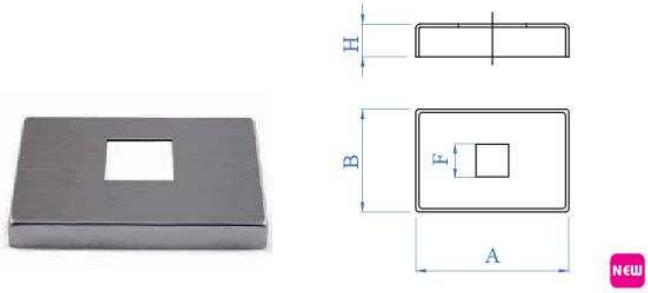

AISI304	AISI316	Dimensioni *Dimensions* A x B	Foro *Hole* F	Altezza *Height* H
E036700	E036710	70 x 47 mm 2 3/4" x 1 27/32"	15 mm 19/32"	15 mm 19/32"

NEW

Possiamo eseguire lucidatura a specchio su richiesta su qualsiasi articolo in AISI 304 e AISI 316

All our AISI 304 and AISI 316 line can be mirror polished on request.

Dopo numerose prove svolte in collaborazione con i principali istituti di ricerca, IAM Design consiglia l'utilizzo dei prodotti lucidati a specchio per applicazioni in AMBIENTE SALINO (fino a 12 km dal mare) o ad alta concentrazione di agenti inquinanti (centro città/zone industriali)

Upon several tests effected with the collaboration of main institutes of research, IAM Design recommends the use of mirror polished products in SALINE SURROUNDINGS only (area within 12 km from the seaside) or in areas with high level of polluting agents (city centres/industrial areas)

RIPRODUZIONE VIETATA
IAM DESIGN
REPRODUCTION PROHIBITED

ALIMESA
FUNDICION · FORJA · ARTESANIA
926 86 11 48 ALMAGRO

• CUBE SYSTEM

SUPPORTI PER VETRO DA PARETE - WALL GLASS CLAMPS



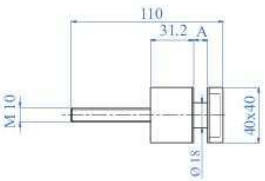

Supporto quadrato composto da vite filettata e attacco per vetro
Square support complete with threaded screw and glass attachment

2kN

NEW

AISI304	Spessore vetro *Glass thickness* A
E004720185	da 8 a 12,76 mm from 5/16" to 1/2"

RIPRODUZIONE VIETATA IAM DESIGN REPRODUCTION PROHIBITED www.iamdesign.com

CUBE SYSTEM
GIUNZIONI - FITTINGS

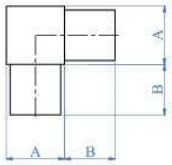

Raccordo a 90° per tubo quadro, satinato
Elbows 90°, for square tube, satin finish

AISI304	AISI316	Per tubo *For tube* A	B
–	E4710	20 x 20 x 1,5 mm 25/32" x 25/32" x 5/64"	20 mm - 25/32"
–	E4711	25 x 25 x 2,0 mm - 1" x 1" x 5/64"	20 mm - 25/32"
–	E4712	30 x 30 x 2,0 mm - 1 3/16" x 1 3/16" x 5/64"	25 mm - 1"
E4713/304	E4713	40 x 40 x 2,0 mm - 1 9/16" x 1 9/16" x 5/64"	25 mm - 1"

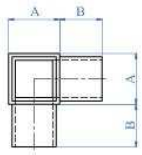

Raccordo d'angolo per tubo quadro, satinato
3-way corner, for square tube, satin finish

AISI304	AISI316	Per tubo *For tube* A	B
–	E4720	20 x 20 x 1,5 mm 25/32" x 25/32" x 5/64"	20 mm - 25/32"
–	E4722	30 x 30 x 2,0 mm - 1 3/16" x 1 3/16" x 5/64"	25 mm - 1"
E4723/304	E4723	40 x 40 x 2,0 mm - 1 9/16" x 1 9/16" x 5/64"	25 mm - 1"

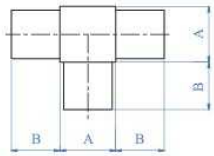

Raccordo a "T" per tubo quadro, satinato
"T" connector, for square tube, satin finish

AISI304	AISI316	Per tubo *For tube* A	B
–	E4730	20 x 20 x 1,5 mm - 25/32" x 25/32" x 5/64"	20 mm - 25/32"
–	E4732	30 x 30 x 2,0 mm - 1 3/16" x 1 3/16" x 5/64"	25 mm - 1"
E4733/304	E4733	40 x 40 x 2,0 mm - 1 9/16" x 1 9/16" x 5/64"	25 mm - 1"

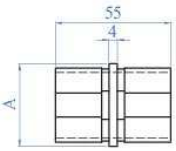

Connettore per tubo quadrato
Titting for square tube

AISI316	Per tubo *For tube* A
E4760	40 x 40 x 2,0 mm - 1 9/16" x 1 9/16" x 5/64"

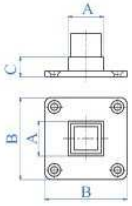

Ancoraggio per corrimano
Anchorage for handrail

AISI316	Per tubo *For tube* A	B	C
E4700	30 x 30 x 2,0 mm - 1 3/16" x 1 3/16" x 5/64"	70 mm - 2 3/4"	22 mm - 55/64"
E4701	40 x 40 x 2,0 mm - 1 9/16" x 1 9/16" x 5/64"	80 mm - 3 5/32"	18 mm - 45/64"
E4702	50 x 50 x 2,0 mm - 1 31/32" x 1 31/32" x 5/64"	95 mm - 3 47/64"	18 mm - 45/64"
E4703	60 x 60 x 2,0 mm - 2 23/64" x 2 23/64" x 5/64"	105 mm - 4 9/64"	18 mm - 45/64"

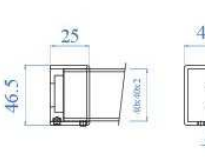

Ancoraggio per tubo, satinato
Anchore for tube, satin finish

AISI316	Per tubo *For tube* A
E4740	40 x 40 mm - 1 9/16" x 1 9/16"

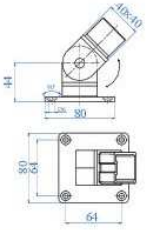

Raccordo snodato per tubo quadro, satinato
Pivotable connector for square tube, satin finish

AISI316	Per tubo *For tube* A
E004720141	40 x 40 x 2,0 mm - 1 9/16" x 1 9/16" x 5/64"

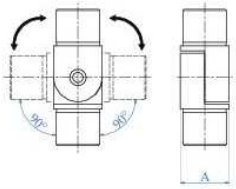

Raccordo snodato per tubo quadro, satinato
Pivotable connector for square tube, satin finish

AISI316	Per tubo *For tube* A
E4743	40 x 40 x 2,0 mm - 1 9/16" x 1 9/16" x 5/64"

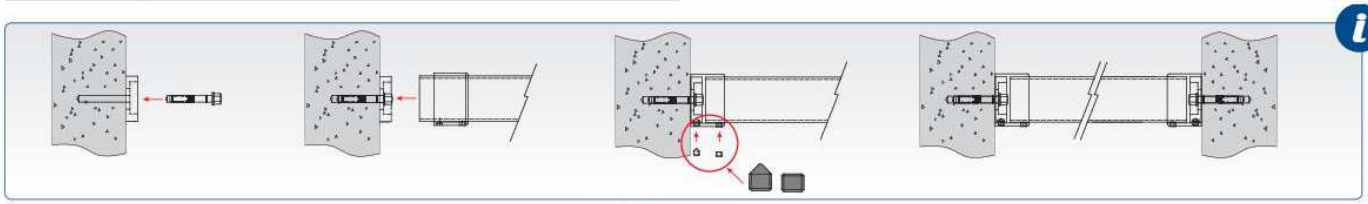

REPRODUZIONE VIETATA IAM DESIGN REPRODUCTION PROHIBITED

• CUBE SYSTEM

TAPPI TERMINALI PER TUBO QUADRO - END CAPS FOR SQUARE TUBE

TAPPI TERMINALI PER TUBO QUADRO
END CAPS FOR SQUARE TUBE

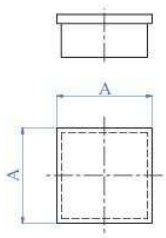

Per tubo quadro, satinato
For square tube, satin finish

AISI304	AISI316	Per tubo *For tube* A x A
–	E4200	20 x 20 x 1,5 mm - 25/32" x 25/32" x 1/16"
–	E4210	25 x 25 x 2,0 mm - 1" x 1" x 5/64"
–	E4220	30 x 30 x 2,0 mm - 1 3/16" x 1 3/16" x 5/64"
E4230/304	E4230	40 x 40 x 2,0 mm - 1 9/16" x 1 9/16" x 5/64"
–	E4240	50 x 50 x 2,0 mm - 2" x 2" x 5/64"
–	E4250	60 x 60 x 2,0 mm - 2 23/64" x 2 23/64" x 5/64"

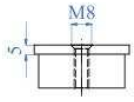

Per tubo quadro, satinato con foro filettato
For square tube, satin finish, with threaded hole

AISI304	AISI316	Per tubo *For tube* A x A
–	E42201	30 x 30 x 2,0 mm - 1 3/16" x 1 3/16" x 5/64"
E42301/304	E42301	40 x 40 x 2,0 mm - 1 9/16" x 1 9/16" x 5/64"

Per tubo rettandolare, satinato
For rectangular tube, satin finish

AISI316	Per tubo *For tube* A x B
E4252	40 x 20 x 2,0 mm - 1 9/16" x 25/32" x 5/64"
E4253	40 x 30 x 2,0 mm - 1 9/16" x 1 3/16" x 5/64"
E4254	50 x 30 x 2,0 mm - 2" x 1 3/16" x 5/64"
E4255	60 x 40 x 2,0 mm - 2 23/64" x 1 3/16" x 5/64"

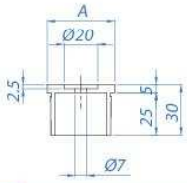

Tappo quadrato con bassofondo
Square shallow end cap

AISI304	AISI316	Per tubo *For tube* A	H
E42302/304	E42302	40 x 40 x 2,0 mm 1 9/16" x 1 9/16" x 5/64"	5 mm 13/64"

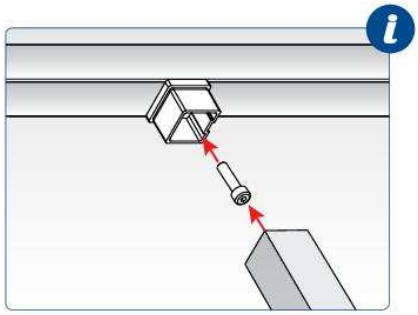



RIPRODUZIONE VIETATA IAM DESIGN REPRODUCTION PROHIBITED www.iamdesign.com

ALIMESA
FUNDICION · FORJA · ARTESANIA
926 86 11 48 ALMAGRO

PENSILINE
CANOPIES

IAM DESIGN
INNOVATION ARCHITECTURAL METAL

Molte nuove soluzioni per proteggere il tuo ingresso.
Testate e certificate a prova di neve

A broad selection of canopy solutions.
Thoroughly tested and snow proof certified.



Pag.
325-334

• PENSILINE - CANOPIES

KIT POINT F

CE EN 1991-1-3

LA PIÙ VENDUTA IN GERMANIA
BESTSELLER IN GERMANY

TI PERMETTE DI CONFIGURARE LE PENSILINE A TUO PIACIMENTO
IT ALLOWS YOU TO FORM THE CANOPIES AS IT PLEASES YOU.

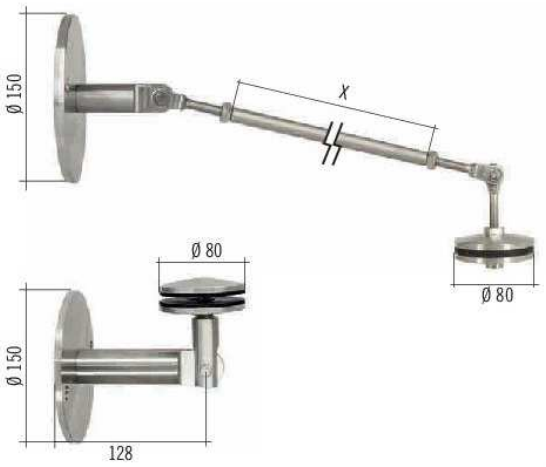

NEW

Vetro non incluso - Glass not included

AISI304	AISI316	Profondità W *Width W*	X	Adatto per vetro *Suitable for glass*
E81601	E81600	1400 mm 55 1/8"	Su misura Custom made	13,52 - 25,52 mm 17/32" - 1"

PENSILINA FAST
INDICACI LA QUOTA X E PREPAREREMO "IMMEDIATAMENTE" IL TIRANTE SU MISURA PER IL TUO PROGETTO.

CANOPY FAST
TELL US THE MEASURE X AND WE WILL IMMEDIATELY PREPARE THE CUTSTOMIZED TENSIONER FOR YOUR PROJECT

OGNI KIT COMPRENDE GLI ACCESSORI NECESSARI PER UN SOLO BRACCIO DI SOSTEGNO
ON EACH KIT THERE ARE THE NECESSARY ACCESSORIES FOR ONLY ONE SUPPORTING BRACKET



KIT COMPRENDE:
THE KIT INCLUDES:

A = N.1 ASSE A TIRANTE CON 2 FORCELLE
A = NO. 1 TIE ROD WITH TWO FORKS

B = N.1 SUPPORTO A VETRO
B = NO. 1 GLASS SUPPORT

C = N.1 SUPPORTO A VETRO
C = NO. 1 GLASS SUPPORT

D = N.1 SUPPORTO A MURO SUPERIORE
D = NO. 1 SUPERIOR WALL SUPPORT

E = N.1 SUPPORTO A MURO INFERIORE
E = NO. 1 INFERIOR WALL SUPPORT

ESEMPI DI KIT PER OTTENERE LE SEGUENTI CONFIGURAZIONI
EXAMPLES OF KITS TO OBTAIN THE FOLLOWING FORMS

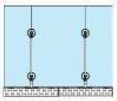

TI SERVONO
YOU NEED
2 KIT

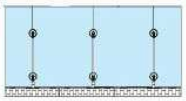

TI SERVONO
YOU NEED
3 KIT

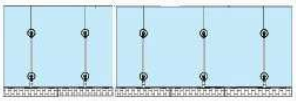

TI SERVONO
YOU NEED
5 KIT

RIPRODUZIONE VIETATA
IAM DESIGN
REPRODUCTION PROHIBITED
www.iamdesign.com

ALIMESA
FUNDICION · FORJA · ARTESANIA
926 86 11 48 ALMAGRO

CONFIGURAZIONI CON DUE O TRE TIRANTI
CONFIGURATIONS WITH TWO OR THREE TIE RODS

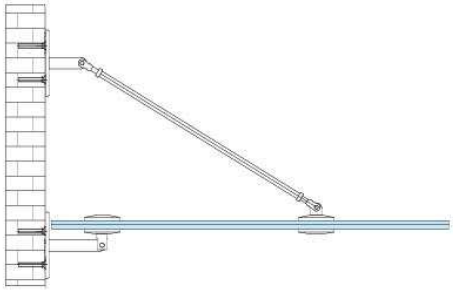

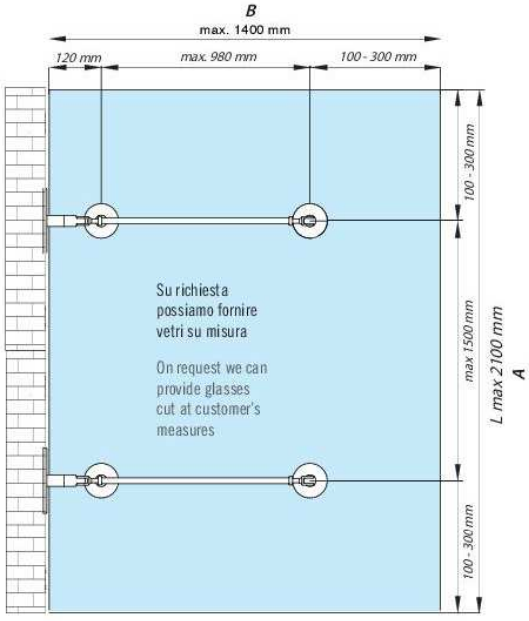

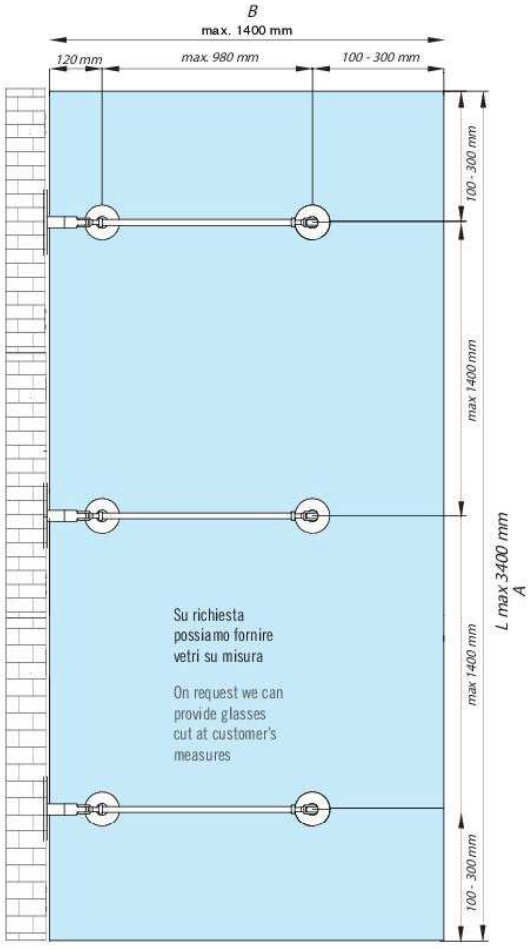

Due tiranti - Two tie rods

kN	max. A x B	VSG (+ PVB 1,52 mm)	max. A2
1 kN/m²	1800 x 1400 mm	2 x TVG 6 mm	1200 mm
1 kN/m²	2100 x 1400 mm	2 x TVG 8 mm	1500 mm
2 kN/m²	1600 x 1400 mm	2 x TVG 8 mm	1000 mm
2 kN/m²	2100 x 1400 mm	2 x TVG 10 mm	1500 mm
3 kN/m²	1600 x 1400 mm	2 x TVG 10 mm	1000 mm
3 kN/m²	2100 x 1400 mm	2 x TVG 12 mm	1500 mm

Tre tiranti - Three tie rods

kN	max. A x B	VSG (+ PVB 1,52 mm)	max. A2
1 kN/m²	2900 x 1400 mm	2 x TVG 8 mm	1150 mm
1 kN/m²	3400 x 1400 mm	2 x TVG 10 mm	1400 mm
2 kN/m²	2600 x 1400 mm	2 x TVG 10 mm	1000 mm
2 kN/m²	2900 x 1400 mm	2 x TVG 12 mm	1150 mm
3 kN/m²	2700 x 1400 mm	2 x TVG 12 mm	1050 mm

RIPRODUZIONE VIETATA
IAM DESIGN
REPRODUCTION PROHIBITED

• PENSILINE - CANOPIES

PENSILINE COMPLETE - COMPLETE CANOPIES

CE EN 1991-1-3

MODEL 1

Vetro non incluso - Glass not included

AISI316	Composto da: *Composing of:*	Fissaggio *Fixing*
E95100	E96100 (2pc.) - E96200 (2pc.) E97100 (2pc.) - E98100 (2pc.)	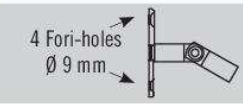
E95200	E97100 (2pc.) - E96300 (2pc.) E96400 (2pc.) - E98100 (2pc.)	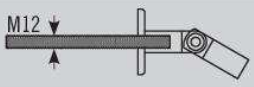

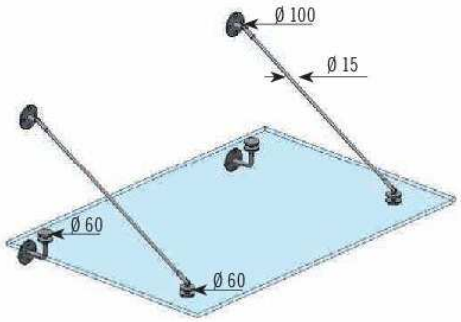

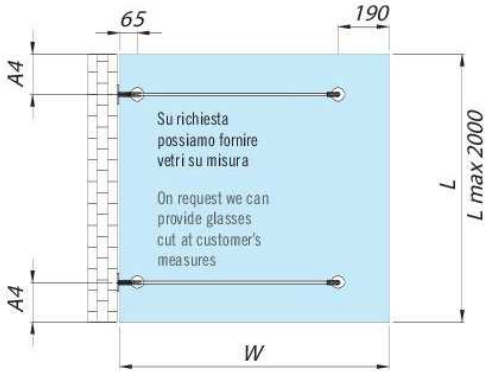

RISULTATI DEI TEST CON VETRI TEMPERATI E ACCOPPIATI
TEST RESULTS WITH TEMPERED AND LAMINATED GLASSES

Caratteristiche vetro *Glass characteristics* T	L	W
8 + 8 mm + 1,52 mm pvb 5/16" + 5/16" + 1/16"	max 2000 mm max 78 3/4"	1000 mm 39 1/2"
10 + 10 mm / 1,52 mm pvb 3/8" + 3/8" + 1/16"	max 2000 mm max 78 3/4"	1000 mm 39 1/2"
12 + 12 mm / 1,52 mm pvb 1/2" + 1/2" + 1/16"	max 2000 mm max 78 3/4"	1000 mm 39 1/2"
10 + 10 mm / 1,52 mm pvb 3/8" + 3/8" + 1/16"	max 2000 mm max 78 3/4"	1500 mm 59 1/16"
12 + 12 mm / 1,52 mm pvb 1/2" + 1/2" + 1/16"	max 2000 mm max 78 3/4"	1500 mm 59 1/16"

MODEL 2

Vetro non incluso - Glass not included

AISI316	Composto da: *Composing of:*	Fissaggio *Fixing*
E95510	E96200 (4pc.) - E96100 (3pc.) E97100 (2pc.) - E98200 (3pc.)	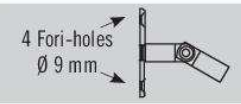
E95600	E96300 (3pc.) - E96400 (4pc.) E97100 (2pc.) - E98100 (3pc.)	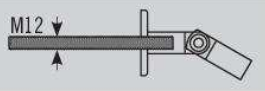

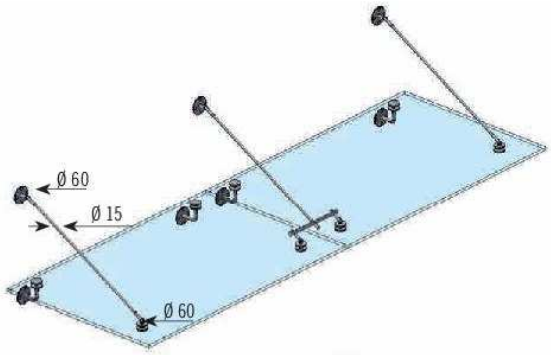

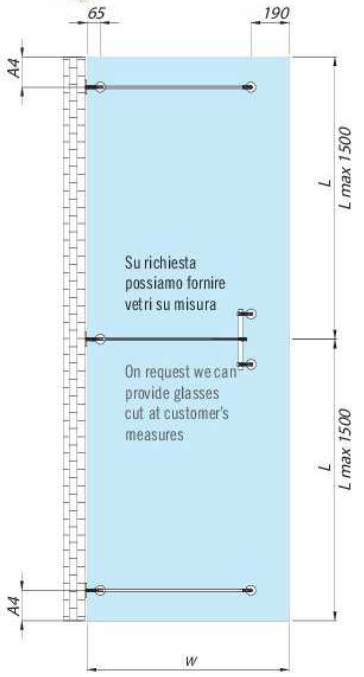

RISULTATI DEI TEST CON VETRI TEMPERATI E ACCOPPIATI
TEST RESULTS WITH TEMPERED AND LAMINATED GLASSES

Caratteristiche vetro *Glass characteristics* T	L	W
8 + 8 mm + 1,52 mm pvb 5/16" + 5/16" + 1/16"	max 1500 + 1500 mm max 59 1/16" + 59 1/16"	1000 mm 39 1/2"
10 + 10 mm / 1,52 mm pvb 3/8" + 3/8" + 1/16"	max 1500 + 1500 mm max 59 1/16" + 59 1/16"	1000 mm 39 1/2"
12 + 12 mm / 1,52 mm pvb 1/2" + 1/2" + 1/16"	max 1500 + 1500 mm max 59 1/16" + 59 1/16"	1000 mm 39 1/2"
10 + 10 mm / 1,52 mm pvb 3/8" + 3/8" + 1/16"	max 1500 + 1500 mm max 59 1/16" + 59 1/16"	1500 mm 59 1/16"
12 + 12 mm / 1,52 mm pvb 1/2" + 1/2" + 1/16"	max 1500 + 1500 mm max 59 1/16" + 59 1/16"	1500 mm 59 1/16"

RIPRODUZIONE VIETATA
IAM DESIGN
REPRODUCTION PROHIBITED
www.iamdesign.com

ALIMESA
FUNDICION · FORJA · ARTESANIA
926 86 11 48 ALMAGRO

• PENSILINE - CANOPIES

PENSILINE COMPLETE - COMPLETE CANOPIES

Sistema di Pensiline IAMdesign con relative caratteristiche di carico.
il sistema è stato testato e riflette l'alta Sicurezza che caratterizza i prodotti IAMdesign. I risultati interessano applicazioni con vetri di profondità 1000/1500 mm con l'utilizzo di 2 o 3 bracci di sostegno.
I prodotti hanno superato i test necessari per garantirne la resistenza alla neve, al vento e altri fattori di sicurezza come richiesto da norme Europee.

IAMdesign Canopies System with relevant load characteristics
The system has been tested and reflects the high Security that characterizes IAMdesign the products.The results refer to applications with glasses of 39 1/2" / 59 1/16" width with the use of two or three supporting brackets.
The products have passed the tests necessary to ensure its resistance to snow, wind and other safety factors as required by European standards.

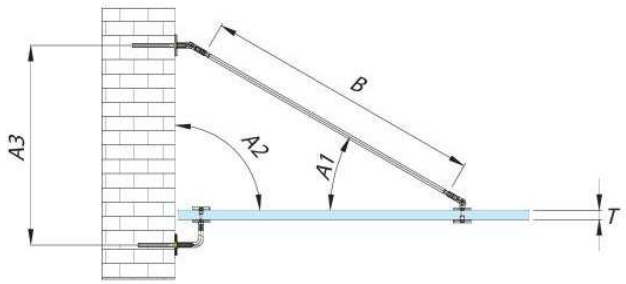

INFORMAZIONI IMPORTANTI PER UNA CORRETTA INSTALLAZION
IMPORTANT INFORMATION FOR A PROPER INSTALLATION E

W 1000 MM (TESTATI CON L MAX = 3000 MM)
W 39 1/2" (TESTED WITH L MAX = 118 1/8")

A1	A2	A3	A4	W	B
30°	90°	570 mm 22 7/16"	150 mm 5 7/8"	1000 mm 39 1/2"	775 mm 30 1/2"
28°	92°	545 mm 21 15/32"	150 mm 5 7/8"	1000 mm 39 1/2"	775 mm 30 1/2"
26°	94°	520 mm 20 15/32"	150 mm 5 7/8"	1000 mm 39 1/2"	775 mm 30 1/2"
24°	96°	495 mm 19 1/2"	150 mm 5 7/8"	1000 mm 39 1/2"	775 mm 30 1/2"

W 1500 MM (TESTATI CON L MAX = 3000 MM)
W 59 1/16" (TESTED WITH L MAX = 118 1/8")

A1	A2	A3	A4	W	B
30°	90°	860 mm 33 27/32"	300 mm 11 13/16"	1500 mm 59 1/16"	1350 mm 53 5/32"
28,5°	91,5°	825 mm 32 1/2"	300 mm 11 13/16"	1500 mm 59 1/16"	1350 mm 53 5/32"
27°	93°	790 mm 31 1/8"	300 mm 11 13/16"	1500 mm 59 1/16"	1350 mm 53 5/32"
25,5°	94,5°	755 mm 29 23/32"	300 mm 11 13/16"	1500 mm 59 1/16"	1350 mm 53 5/32"

RIPRODUZIONE VIETATA
IAMDESIGN INNOVATION ARCHITECTURAL METAL
REPRODUCTION PROHIBITED

PENSILINE - CANOPIES

ACCESSORI PENSILINE MOD. 1-2-3 CANOPIES ACCESSORIES

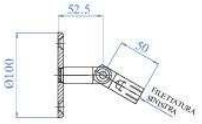

AISI316	Descrizione *Description*
E96100	Fissaggio per tirante a muro con flangia Wall fixing for tie rod with flange

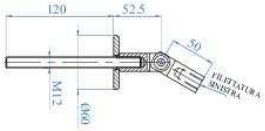

AISI316	Descrizione *Description*
E96300	Fissaggio per tirante a muro con barra filettata Wall fixing for tie rod with threaded bar

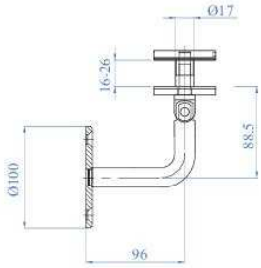

AISI316	Descrizione *Description*
E96200	Supporto vetro con flangia Glass support with flange

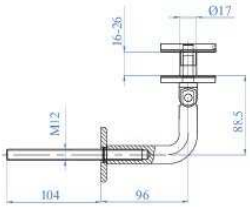

AISI316	Descrizione *Description*
E96400	Supporto vetro con barra filettata Glass support with threaded bar

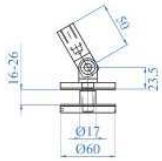

AISI316	Descrizione *Description*
E97100	Supporto per vetro Glass support



Tirante con doppia filettatura
Double threaded tie rod

AISI316	Dimensioni *Dimensions*
E98100	775 mm 30 1/2"
E98200	1350 mm 53 5/32"

Esempio di applicazione della Pensilina
Mod. 2 con doppio vetro
Ideale per creare lunghi tratti riparati

Example of application of the Canopy
Mod 2 with double glass
Ideal for creating long protected sections

ALIMESA
FUNDICION · FORJA · ARTESANIA
926 86 11 48 ALMAGRO

PENSILINE TUBE- TUBE CANOPIES

Esempio di applicazione della Pensilina TUBE con 2 bracci
Prodotto unico ideato esclusivamente da IAMdesign rivoluzionario perchè non necessita di tiranti di supporto

Example of application of TUBE Canopy with 2 brackets
Unique product designed exclusively by IAMdesign. revolutionary because it does not require supporting tension wires

• PENSILINE - CANOPIES

KIT PENSILINE TUBE - TUBE CANOPIES KIT

PENSILINA **TUBE** CON DUE BRACCI
TUBE CANOPY WITH TWO BRACKETS

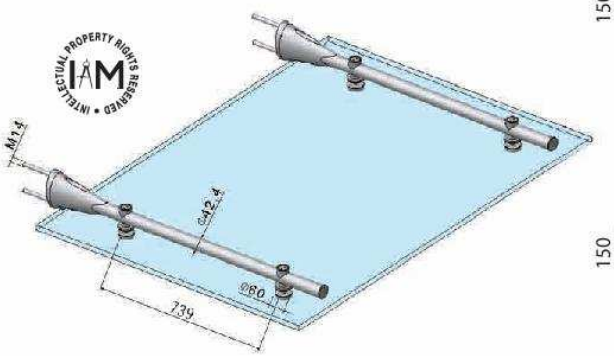

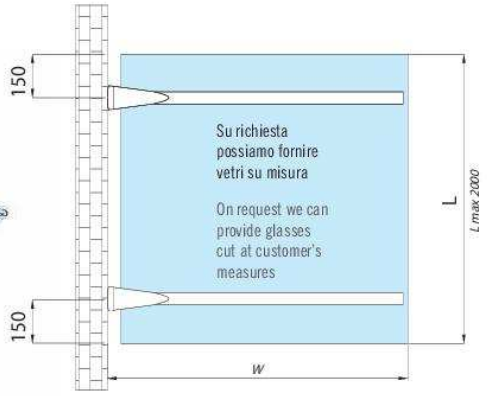

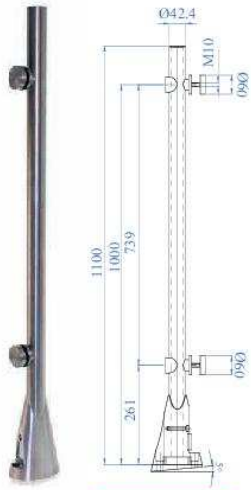

AISI316

E97500

PENSILINA **TUBE** CON TRE BRACCI
TUBE CANOPY WITH THREE BRACKETS

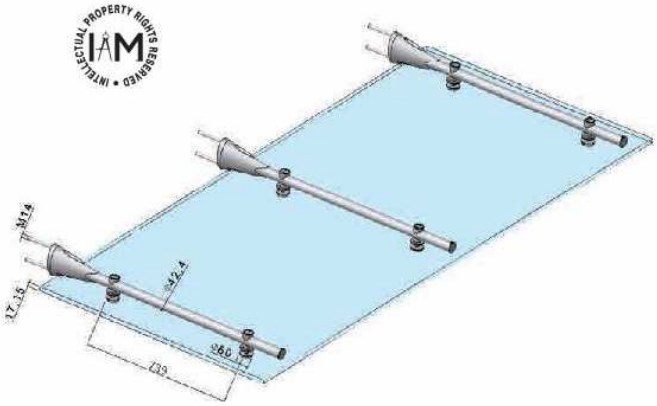

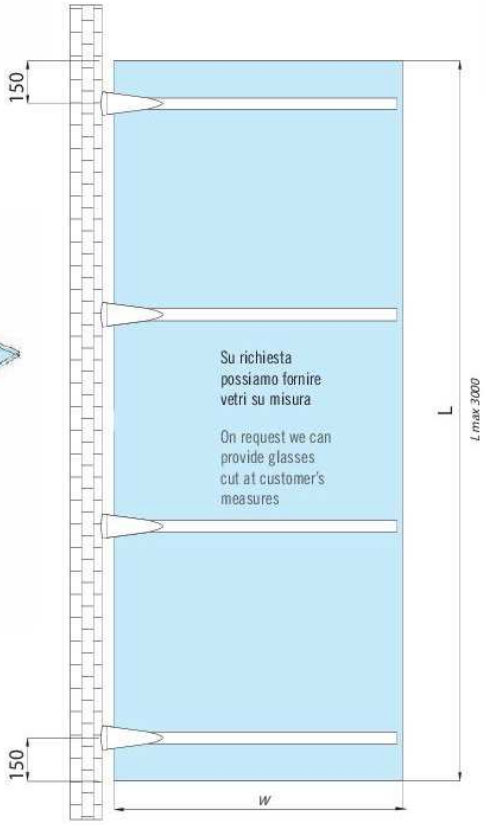

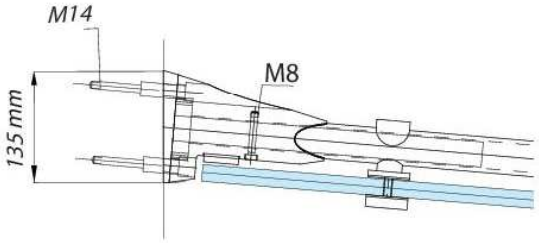

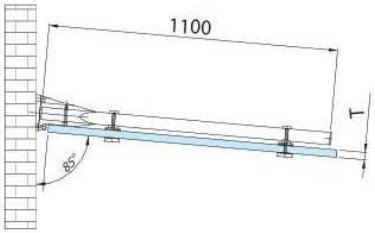

Sistema totalmente nuovo che permette di realizzare sicurissime pensiline senza bisogno di tiranti di sostegno. Facilissima installazione e massima sicurezza per pensiline profonde fino a 1500 mm

Completely new system that allows the realization of totally secure canopies without the need of supporting tension wires. Easy to install and maximum security for canopies up to 59 1/16" wide

RISULTATI DEI TEST CON VETRI TEMPERATI E ACCOPPIATI
TEST RESULTS WITH TEMPERED AND LAMINATED GLASSES

Caratteristiche vetro *Glass characteristics* T	L	W
8 + 8 mm + 1,52 mm pvb 5/16" + 5/16" + 1/16"	max 2000 mm max 78 3/4"	1000 mm 39 1/2"
10 + 10 mm / 1,52 mm pvb 3/8" + 3/8" + 1/16"	max 2000 mm max 78 3/4"	1000 mm 39 1/2"
12 + 12 mm / 1,52 mm pvb 1/2" + 1/2" + 1/16"	max 2000 mm max 78 3/4"	1000 mm 39 1/2"
10 + 10 mm / 1,52 mm pvb 3/8" + 3/8" + 1/16"	max 3000 mm max 118 1/8"	1250 mm 49 7/32"
12 + 12 mm / 1,52 mm pvb 1/2" + 1/2" + 1/16"	max 3000 mm max 118 1/8"	1250 mm 49 7/32"

I VETRI SONO FORNITI SOLO SU RICHIESTA INSIEME ALLA PENSILINA

GLASSES ARE SUPPLIED ONLY IF REQUESTED TOGETHER WITH THE CANOPY

RIPRODUZIONE VIETATA
IAM DESIGN
REPRODUCTION PROHIBITED

ALIMESA
FUNDICION · FORJA · ARTESANIA
926 86 11 48 ALMAGRO

SISTEMI DI COMPLETAMENTO
COMPLETION SYSTEMS

IAM DESIGN
INNOVATION ARCHITECTURAL METAL

Per completare i tuoi progetti mettiamo a disposizione un ampia gamma di accessori per porte, cancelli e tende

To complete your projects we offer a wide range of accessories for doors, gates and curtain holders.

Pag.
335-338

SISTEMI DI COMPLETAMENTO - COMPLETION SYSTEMS

MANIGLIE PER PORTE - DOOR HANDLES

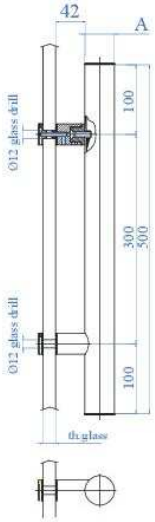

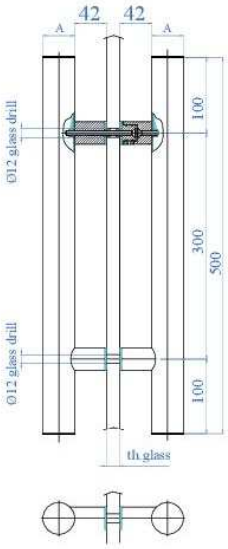

Maniglione singolo
Single big door handle
NEW

AISI304	AISI316	Per tubo *For tube* A	Spessore vetro Glass *Thickness*
E98500	E98500316	42,4 x 2,0 mm 1 2/3" x 5/64"	10,76 - 22 mm 7/16" x 7/8"
E98400	E98400316	33,7 x 2,0 mm 1 1/3" x 5/64"	10,76 - 22 mm 7/16" x 7/8"

Maniglione doppio
Double big door handle
NEW

AISI304	AISI316	Per tubo For tube A	Spessore vetro Glass *Thickness*
E98550	E98550316	42,4 x 2,0 mm 1 2/3" x 5/64"	10,76 - 22 mm 7/16" x 7/8"
E98450	E98450316	33,7 x 2,0 mm 1 1/3" x 5/64"	10,76 - 22 mm 7/16" x 7/8"

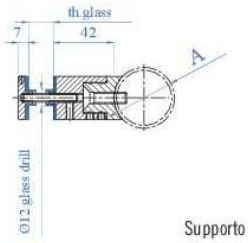

Supporto vetro singolo
Single glass support
NEW

AISI304	AISI316	Per tubo *For tube* A	Spessore vetro Glass *Thickness*
E98510	E98510316	42,4 x 2,0 mm 1 2/3" x 5/64"	10,76 - 22 mm 7/16" x 7/8"
E98410	E98410316	33,7 x 2,0 mm 1 1/3" x 5/64"	10,76 - 22 mm 7/16" x 7/8"

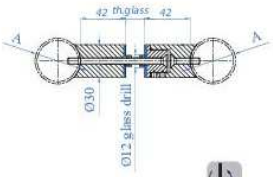

Supporto vetro doppio
Double glass support
NEW

AISI304	AISI316	Per tubo *For tube* A	Spessore vetro Glass *Thickness*
E98560	E98560316	42,4 x 2,0 mm 1 2/3" x 5/64"	10,76 - 22 mm 7/16" x 7/8"
E98460	E98460316	33,7 x 2,0 mm 1 1/3" x 5/64"	10,76 - 22 mm 7/16" x 7/8"

RIPRODUZIONE VIETATA
IAM DESIGN
REPRODUCTION PROHIBITED
www.iamdesign.com

ALIMESA
FUNDICION · FORJA · ARTESANIA
926 86 11 48 ALMAGRO

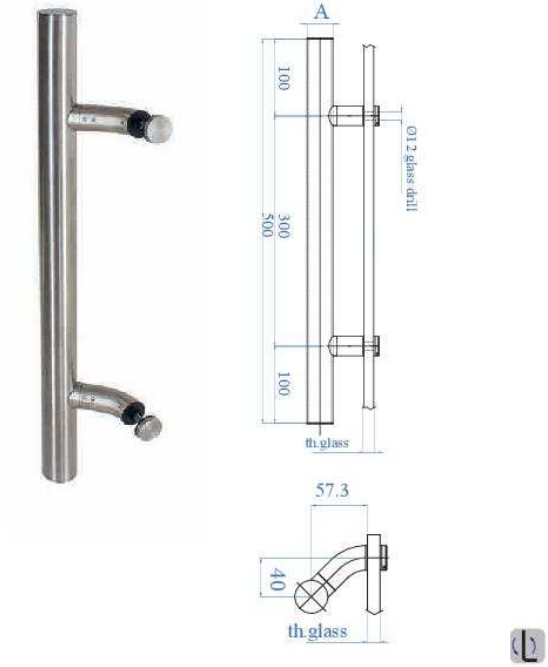

Maniglione singolo, destro
Single big door handle, right

NEW

AISI304	AISI316	Per tubo A *For tube*	Spessore vetro Glass *Thickness*
E98800	E98800316	42,4 x 2,0 mm 1 2/3" x 5/64"	10,76 - 22 mm 7/16" x 7/8"
E98700	E98700316	33,7 x 2,0 mm 1 1/3" x 5/64"	10,76 - 22 mm 7/16" x 7/8"

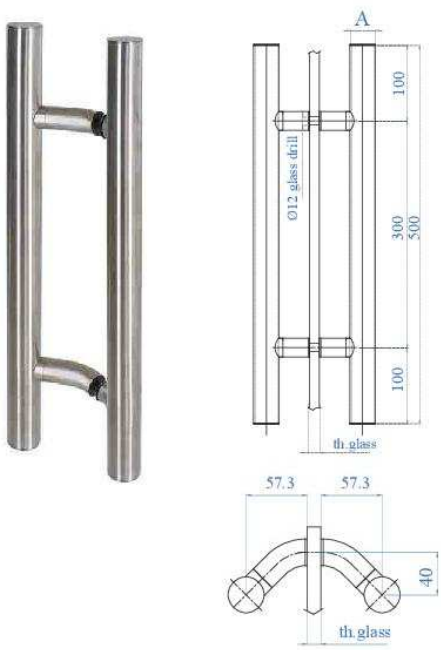

Maniglione doppio
Double big door handle

NEW

AISI304	AISI316	Per tubo A *For tube*	Spessore vetro Glass *Thickness*
E98850	E98850316	42,4 x 2,0 mm 1 2/3" x 5/64"	10,76 - 22 mm 7/16" x 7/8"
E98750	E98750316	33,7 x 2,0 mm 1 1/3" x 5/64"	10,76 - 22 mm 7/16" x 7/8"

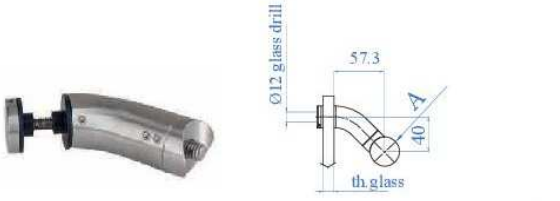

Supporto vetro singolo sinistro
Single glass support left

NEW

AISI304	AISI316	Per tubo A *For tube*	Spessore vetro Glass *Thickness*
E98810	E98810316	42,4 x 2,0 mm 1 2/3" x 5/64"	10,76 - 22 mm 7/16" x 7/8"
E98710	E98710316	33,7 x 2,0 mm 1 1/3" x 5/64"	10,76 - 22 mm 7/16" x 7/8"

Supporto vetro doppio
Double glass support

NEW

AISI304	AISI316	Per tubo A *For tube*	Spessore vetro Glass *Thickness*
E98860	E98860316	42,4 x 2,0 mm 1 2/3" x 5/64"	10,76 - 22 mm 7/16" x 7/8"
E98760	E98760316	33,7 x 2,0 mm 1 1/3" x 5/64"	10,76 - 22 mm 7/16" x 7/8"

RIPRODUZIONE VIETATA
IAM DESIGN
REPRODUCTION PROHIBITED

• SISTEMI DI COMPLETAMENTO - COMPLETION SYSTEMS

TERMINALI PER TENDE
FINIALS FOR CURTAIN RODS

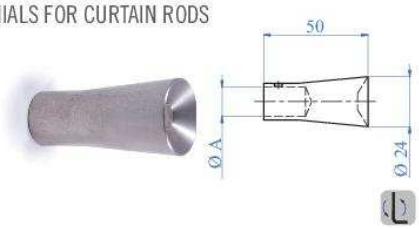

AISI303	Per tondino *For round bar* A
E910510	Ø 12 mm - 1/2" dia.
E9105	Ø 14 mm - 9/16" dia.

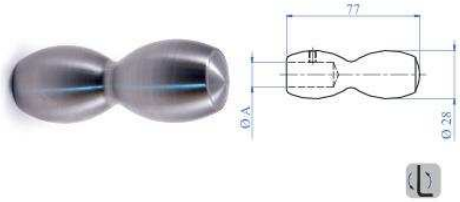

AISI303	Per tondino *For round bar* A
E9110	Ø 14 mm - 9/16" dia.

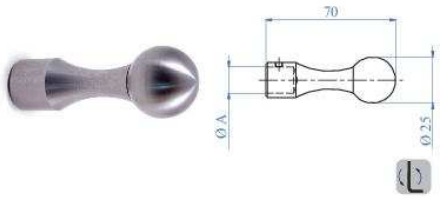

AISI303	Per tondino *For round bar* A
E912010	Ø 12 mm - 1/2" dia.
E9120	Ø 14 mm - 9/16" dia.

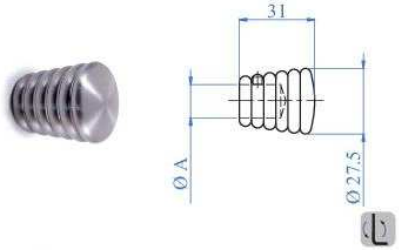

AISI303	Per tondino *For round bar* A
E911510	Ø 12 mm - 1/2" dia.

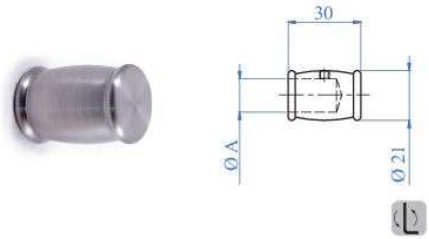

AISI303	Per tondino *For round bar* A
E912510	Ø 12 mm - 1/2" dia.
E9125	Ø 14 mm - 9/16" dia.

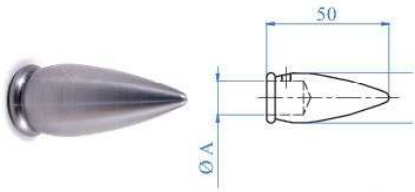

AISI303	Per tondino *For round bar* A
E913010	Ø 12 mm - 1/2" dia.
E9130	Ø 14 mm - 9/16" dia.

SUPPORTI PER TENDE. COMPLETI DI COPRIFLANGIA
CURTAIN ROD WALL MOUNTS. FLANGE CANOPIES INCLUDED

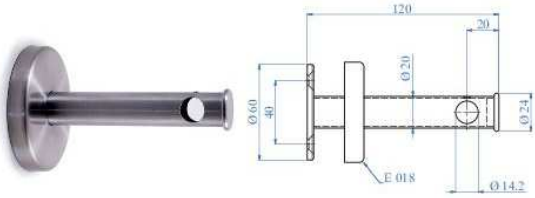

AISI304	Per tubo *For tube*
E9015	Ø 14 mm - 9/16" dia.

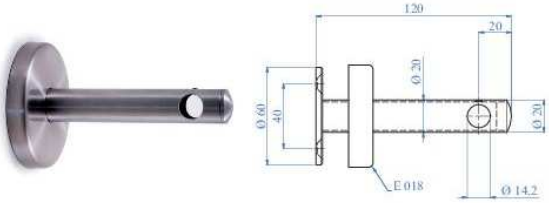

AISI304	Per tubo *For tube*
E9010	Ø 14 mm - 9/16" dia.

ANELLI
RINGS

Confezioni da 20 Pz
20 piece packs

AISI303	Dimensioni *Dimensions*	Descrizione *Description*
E950	Ø 25 mm interno Ø 30 mm esterno internal diameter 63/64" dia. external diameter 1 3/16" dia.	Anello tornito con guaina satinato Ring with satin finish shealth

Esempio - Example

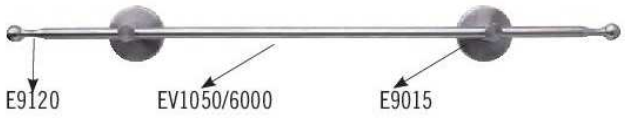

RIPRODUZIONE VIETATA
IAM DESIGN
REPRODUCTION PROHIBITED
www.iamdesign.com

ALIMESA
FUNDICION · FORJA · ARTESANIA
926 86 11 48 ALMAGRO

In Inox, satinata con grana 240 Satin finish with grain size 240

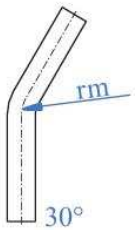

AISI304	Per tubo *For tube*	Rm *Cr*
E028/30	Ø 42,4 x 2,0 mm 1 2/3" dia. x 5/64"	106 mm 4 11/64"

AISI316	Per tubo *For tube*	Rm *Cr*
E028316/30	Ø 42,4 x 2,0 mm 1 2/3" dia. x 5/64"	106 mm 4 11/64"
E0281316/30	Ø 33,7 x 2,0 mm 1 1/3" dia. x 5/64"	85 mm 3 11/32"

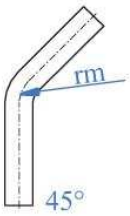

AISI316	Per tubo *For tube*	Rm *Cr*
E028316/45	Ø 42,4 x 2,0 mm 1 2/3" dia. x 5/64"	106 mm 4 11/64"
E0281316/45	Ø 33,7 x 2,0 mm 1 1/3" dia. x 5/64"	85 mm 3 11/32"

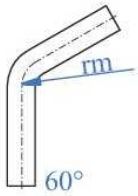

AISI304	Per tubo *For tube*	Rm *Cr*
E028/60	Ø 42,4 x 2,0 mm 1 2/3" dia. x 5/64"	106 mm 4 11/64"
E0281/60	Ø 33,7 x 2,0 mm 1 1/3" dia. x 5/64"	85 mm 3 11/32"

AISI316	Per tubo For tube	Rm *Cr*
E028316/60	Ø 42,4 x 2,0 mm 1 2/3" dia. x 5/64"	106 mm 4 11/64"
E0281316/60	Ø 33,7 x 2,0 mm 1 1/3" dia. x 5/64"	85 mm 3 11/32"

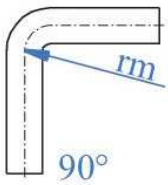

AISI304	Per tubo *For tube*	Rm *Cr*
E028/90	Ø 42,4 x 2,0 mm 1 2/3" dia. x 5/64"	106 mm 4 11/64"
E0281/90	Ø 33,7 x 2,0 mm 1 1/3" dia. x 5/64"	85 mm 3 11/32"

AISI316	Per tubo *For tube*	Rm *Cr*
E028316/90	Ø 42,4 x 2,0 mm 1 2/3" dia. x 5/64"	106 mm 4 11/64"
E0281316/90	Ø 33,7 x 2,0 mm 1 1/3" dia. x 5/64"	85 mm 3 11/32"

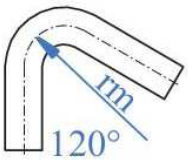

AISI304	Per tubo *For tube*	Rm *Cr*
E028/120	Ø 42,4 x 2,0 mm 1 2/3" dia. x 5/64"	106 mm 4 11/64"

AISI316	Per tubo *For tube*	Rm *Cr*
E0281316/120	Ø 33,7 x 2,0 mm 1 1/3" dia. x 5/64"	85 mm 3 11/32"

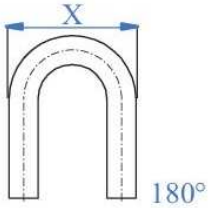

AISI304	Per tubo *For tube*	X
E028/180	Ø 42,4 x 2,0 mm 1 2/3" dia. x 5/64"	250 mm 9 27/32"

AISI316	Per tubo *For tube*	X
E028316/180	Ø 42,4 x 2,0 mm 1 2/3" dia. x 5/64"	250 mm 9 27/32"
E0281316/180	Ø 33,7 x 2,0 mm 1 1/3" dia. x 5/64"	240 mm 9 7/16"

RIPRODUZIONE VIETATA IAM DESIGN REPRODUCTION PROHIBITED www.iamdesign.com

ALIMESA
FUNDICION · FORJA · ARTESANIA
926 86 11 48 ALMAGRO

In Inox, satinata con grana 240 - Satin finish with grain size 240

AISI304	Per tubo *For tube*
E029/30	Ø 42,4 x 2,0 mm 1 2/3" dia. x 5/64"
E0291/30	Ø 33,7 x 2,0 mm 1 1/3" dia. x 5/64"

AISI316	Per tubo *For tube*
E029316/30	Ø 42,4 x 2,0 mm 1 2/3" dia. x 5/64"
E0291316/30	Ø 33,7 x 2,0 mm 1 1/3" dia. x 5/64"

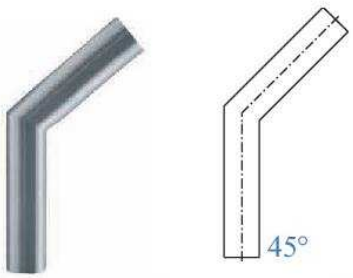

AISI304	Per tubo *For tube*
E0291/45	Ø 33,7 x 2,0 mm 1 1/3" dia. x 5/64"

AISI316	Per tubo *For tube*
E029316/45	Ø 42,4 x 2,0 mm 1 2/3" dia. x 5/64"
E0291316/45	Ø 33,7 x 2,0 mm 1 1/3" dia. x 5/64"

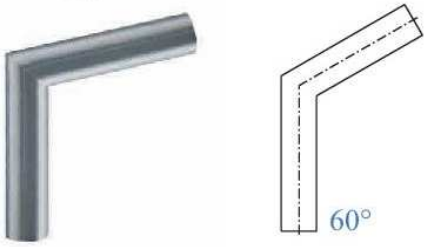

AISI304	Per tubo *For tube*
E029/60	Ø 42,4 x 2,0 mm 1 2/3" dia. x 5/64"
E0291/60	Ø 33,7 x 2,0 mm 1 1/3" dia. x 5/64"

AISI316	Per tubo *For tube*
E029316/60	Ø 42,4 x 2,0 mm 1 2/3" dia. x 5/64"
E0291316/60	Ø 33,7 x 2,0 mm 1 1/3" dia. x 5/64"

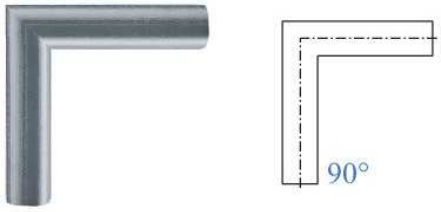

AISI304	Per tubo *For tube*
E0291/90	Ø 33,7 x 2,0 mm 1 1/3" dia. x 5/64"

AISI316	Per tubo *For tube*
E029316/90	Ø 42,4 x 2,0 mm 1 2/3" dia. x 5/64"
E0291316/90	Ø 33,7 x 2,0 mm 1 1/3" dia. x 5/64"

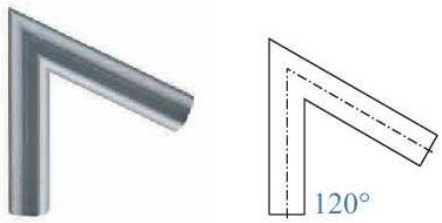

AISI304	Per tubo *For tube*
E029/120	Ø 42,4 x 2,0 mm 1 2/3" dia. x 5/64"
E0291/120	Ø 33,7 x 2,0 mm 1 1/3" dia. x 5/64"

AISI316	Per tubo *For tube*
E029316/120	Ø 42,4 x 2,0 mm 1 2/3" dia. x 5/64"
E0291316/120	Ø 33,7 x 2,0 mm 1 1/3" dia. x 5/64"

IAM DESIGN OFFRE UN SERVIZIO DI CURVATURA SU MISURA GRAZIE ALL'UTILIZZO DI MACCHINARI SPECIFICI CHE PERMETTONO DI DEFORMARE A FREDDO SEZIONI PIATTE, RETTANGOLARI E TUBOLARI.

IAM DESIGN OFFERS A CUSTOM BENDING SERVICE BY USING SPECIFIC MACHINERIES THAT ALLOW YOU TO COLD-DEFORM FLAT, RECTANGULAR AND TUBULAR PROFILES.

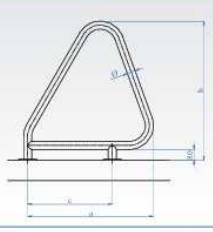

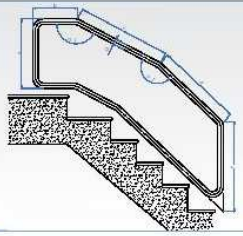

PER UN PREVENTIVO COMPILA QUESTA PAGINA E SPEDISCILA VIA FAX O E-MAIL - FOR A QUOTE, COMPLETE FORM AND SEND TO IND.I.A. BY FAX OR E-MAIL

RIPRODUZIONE VIETATA REPRODUCTION PROHIBITED

ACCESSORI - ACCESSORIES

MANIGLIE, CARDINI E ACCESSORI - DOOR HANDLES, HINGES AND ACCESSORIES

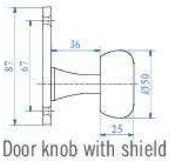

Manopola con piastra destra / sinistra
Door knob with shield right / left handed

AISI304	Dimensioni *Dimensions*
E72746	30 x 87 x 6 mm

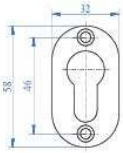

Rosetta Rosette

AISI304	Dimensioni *Dimensions*
E72747	32 x 58 x 6 mm

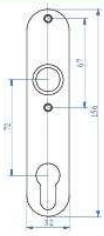

Piastra Plate

AISI304	Dimensioni *Dimensions*
E72748	32 x 156 x 6 mm

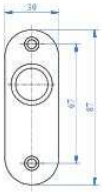

Piastra Plate

AISI304	Dimensioni *Dimensions*
E72749	30 x 87 x 6 mm

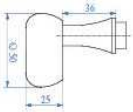

Pomello Knob

AISI304	Dimensioni *Dimensions*
E72745	Ø 50 x 25 mm

Coppia di maniglie con perno passante
Pair of handles cn thru-axle

AISI304	
E72752	Maniglie - Pair of handles
E72758	Perno - Pin

Chiavistello autobloccante, Ø 14 x 450 mm
VA-gate latch self-locking, Ø 14 x 450 mm

AISI304	Dimensioni *Dimensions*
E72770	145 x 290 x 44 mm

Viti certificate per GlassU. Certificate
Certified screws for Glass U

NEW

AISI316	GALVANIZED IRON	Dimensioni *Dimensions*
E037	-	Ø 10 x 120 mm
-	I037	Ø 10 x 100 mm

Perno quadro singolo e doppio con scanalature per presa molto forte
Square and changeable pen slotted for particularly strong hold

GALVANIZED	Dimensioni *Dimensions*
E57660	8 x 8 x 100 mm
E57690	8 x 8 x 60 mm

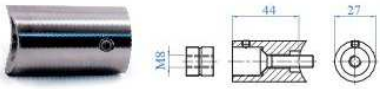

Distanziatori a due componenti, completo di grani filettati. Un lato piano
Spacers, two components, omplete with set screw. One side flat

AISI316	Per tubo *For tube*
E405900	Superficie piana Flat surface
E405910	Ø 33,7 x 2,0 mm 1 1/3"dia. x 5/64"
E405920	Ø 42,4 x 2,0 mm 1 2/3"dia. x 5/64"

Cardine con piatto regolabile fisso, regolabile in altezza, satinato
Adjustable Height, satin finished hinge with fixed adjustable plate

AISI316	AISI304	Per tubo *For tube*
E4180	-	Ø 33,7 x 2,0 mm 1 1/3"dia. x 5/64"
E4185	E4185/304	Ø 42,4 x 2,0 mm 1 2/3"dia. x 5/64"

RIPRODUZIONE VIETATA IAM DESIGN REPRODUCTION PROHIBITED

Vite a testa svasata piana con cava esagonale DIN 7991
Hexagon socket countersunk flat head screw
UNI 5933 / DIN 7991

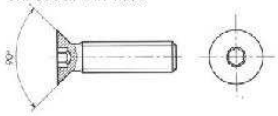

AISI316	AISI304	Filetto *Thread*
E0385316	E0385	M5 x 25 - M5 x 1"
E0322316	E0322	M6 x 10 - M6 x 3/8"
E03851316	E03851	M6 x 25 - M6 x 63/64"
E0321316	E0321	M8 x 20 - M8 x 25/32"
E032316	E032	M10 x 25 - M10 x 1"
E0325316	E0325	M5 x 10 - M5 x 25/64"
E0326316	E0326	M12 x 35 - M12 x 1 3/8"
E0327316	E0327	M6 x 8 - M6 x 5/16"
E036316	E036	M6 x 30 - M6 x 1 3/16"

Vite a testa cilindrica con cava esagonale DIN 912
Hexagon socket head cap screw
UNI 5931 / DIN 912 /ISO 4762

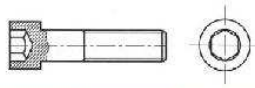

AISI316	AISI304	Filetto *Thread*
E0323316	E0323	M8 x 20 - M8 x 25/32"
E0324316	E0324	M6 x 16 - M6 x 5/8"

Vite senza testa interamente filettata
con cava esagonale DIN 913
Hexagon socket set screw UNI 5923 / DIN 913 / ISO 4026



AISI316	AISI304	Filetto *Thread*
E0386316	E0386	M8 x 30 - M8 x 1 3/16"
E0330316	E0330	M10 x 30 - M10 x 1 3/16"

Vite ad espansione con vite in acciaio inox
a testa svasata 60 mm,
Ø 6 mm Tassello SX 10 Ø 6-8 mm. DIN 505A
Expansion bolt with stainless steel countersunk head screw
2 3/8" dia. 1/4" Left plug 10 1/4" - 5/16" dia. DIN 505A

AISI316	AISI304	Filetto *Thread*
E0388316	E0388	6 x 60 mm - 1/4" x 2 3/8"

Vite ad espansione con vite in ferro zincato a testa
svasata 60 mm,Ø 6 mm Tassello SX 10 Ø 6-8 mm. DIN
7505 A Expansion bolt with galvanized Iron
countersunk head screw 2 3/8" dia. 1/4"
Left plug 10 1/4" - 5/16" dia. DIN 7505 A

IRON	Filetto *Thread*
I0388	6 x 60 mm - 1/4" x 2 3/8"

Grano filettato con cava esagonale
UNI 5927 / DIN 914 / ISO 4027
Hexagon socket set screw UNI 5927 / DIN 914 / ISO 4027

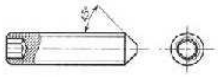

AISI316	AISI304	Filetto *Thread*
E0351316	E0351	M4 x 5 - M4 x 13/64"
E035316	E035	M5 x 5 - M5 x 13/64"

Vite autofilettante a testa svasata (per lamiere) DIN 7982
Cross recessed countersunk flat head screw
(for sheet) UNI 6555 / DIN 7982 / ISO 7050

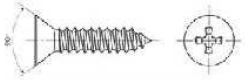

AISI316	AISI304	Filetto *Thread*
E0383316	E0383	5,5 x 22 - 7/32" x 55/64"
E0384316	E0384	6,3 x 22 - 1/4" x 55/64"

Vite autofilettante a testa svasata (per legno)
DIN 7505A
Cross recessed countersunk flat head screw (for wood) DIN
7505A

AISI316	AISI304	Filetto *Thread*
E0382316	E0382	5 x 20 - 13/64" x 25/32"
E0381316	E0381	6 x 20 - 15/64" x 25/32"

Viti di riduzione
Reducers screws

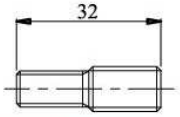

AISI316	AISI304	Filetto *Thread*
E0387316	E0387	M6 - M8
E03871316	E03871	M8 - M10

Vite a testa svasata piana con cava esagonale DIN 7991
Hexagon socket countersunk flat head screw
UNI 5933 / DIN 7991

IRON	Filetto *Thread*
I0385	M5 x 25 - M5 x 1"
I0322	M6 x 10 - M6 x 3/8"
I03851	M6 x 25 - M6 x 63/64"
I032	M10 x 25 - M10 x 1"

Vite a testa cilindrica con cava esagonale DIN 912
Hexagon socket head cap screw
UNI 5931 / DIN 912 /ISO 4762

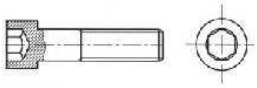

IRON	Filetto *Thread*
I0323	M8 x 20 - M5 x 25/32"

Vite senza testa interamente filettata
con cava esagonale DIN 913
Hexagon socket set screw UNI 5923 / DIN 913 / ISO 4026



IRON	Filetto *Thread*
I0330	M10 x 30 - M10 x 1 3/16"

Vite autofilettante a testa svasata (per lamiere) DIN 7982
Cross recessed countersunk flat head screw
(for sheet) UNI 6555 / DIN 7982 / ISO 7050

IRON	Filetto *Thread*
I0383	5,5 x 22 - 7/32" x 55/64"
I0384	6,3 x 22 - 1/4" x 55/64"

Vite autofilettante a testa svasata (per legno) DIN 7505A
Cross recessed countersunk flat head screw (for wood) DIN 7505A

IRON	Filetto *Thread*
I0382	5 x 20 - 13/64" x 25/32"
I0381	6 x 20 - 15/64" x 25/32"

ACCESSORI - ACCESSORIES

VITERIA - SCREWS

LEVIGATRICI GRINDING MACHINES

Spazzola levigatrive
Flap grinding wheel

Art. no.	Ø *Diam.*	Grana *Grain*
E91641	105 x 50 mm	40
E91642	105 x 50 mm	60
E91644	105 x 50 mm	120
E91646	105 x 50 mm	240

Spazzola di plie elastico
Elastic fleece wheel

Art. no.	Ø *Diam.*	Grana *Grain*
E91665	105 x 50 mm	180
E91667	105 x 50 mm	280

Disco di cotone
Cotton ring

Art. no.	Ø *Diam.*
E91675	100 x 12 mm

Nastro in tessuto per rettifica
Grinding fabric tape

Art. no.	Lungh. *Lenght*	Grana *Grain*
E92522	40 x 820 mm	60
E92524	40 x 820 mm	120
E92526	40 x 820 mm	240

Nastro
Fleece fabric tape

Art. no.	Lungh. *Lenght*	Sup. *Surface*
E92531	40 x 820 mm	Grosso *Coarse*
E92532	40 x 820 mm	Medio *Fine*
E92533	40 x 820 mm	Sottile *Extra fine*

Ssmerigliatrice manuale
Hand grinder

Art. no.	Potenza *Power*	Peso/Weight
E91701	600 W	1,50 Kg

Smerigliatrice per tubi con capacità di asportazione molto elevata per tubi diritti e curvati in acciaio inossidabile
Grinding machine for stainless steel straight and bent tubes with high removal capacity

Art. no.
E40750

Albero di fissaggio per utensili per satinare (rulli) lunghezza 100 mm, portautensili Ø 19 mm
Satin finishing machine E40700
Fixing shaft to satin finishing tools (rollers)
Length 100 mm
Support for tools diameter 3/4"

Art. no.
E40720

Nastro levigatore
Grinding fabric tape

Art. no.	Lungh. *Lenght*	Grana *Grain*
E91761	6 x 610 mm	40
E91762	6 x 610 mm	60
E91764	6 x 610 mm	120
E91766	6 x 610 mm	240
E91771	13 x 610 mm	40
E91772	13 x 610 mm	60
E91774	13 x 610 mm	120
E91776	13 x 610 mm	240

Nastro in pile
Fleece fabric tape

Art. no.	Lungh. *Lenght*	Sup. *Surface*
E91782	6 x 610 mm	Medio *Fine*
E91783	6 x 610 mm	Sottile *Extra fine*
E91792	13 x 610 mm	Medio *Fine*
E91793	13 x 610 mm	Sottile *Extra fine*

Rotolo in pile 100 mm
Roll 100 mm

Art. no.	Grana *Grain*
E91615	150 - 220
E91616	240 - 320
E91617	360 - 400

RIPRODUZIONE VIETATA IAM DESIGN REPRODUCTION PROHIBITED

PER TRAPANARE FLOWDRILL PROCESS

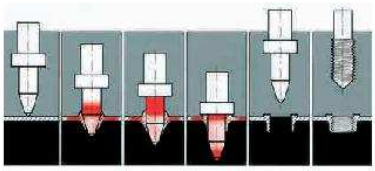

Il sistema migliore per formare delle filettature interne veloci e precise , nonché straordinariamente robuste, anche in materiali di spessore fine.

Per trapanare:
- Crea fino a 3 diversi tipi di spessori.
- Senza provocare schegge e rifiuti.
- Per lavorare ferro, acciaio inossidabile, alluminio, ottone e rame.
- Sostituisce dadi con collarino da ribadire, con collarino da saldare e dadi a pressione.
- Per spessori di materiale a partire da 0,7 mm.

The best system for fast and precise high-strength internal threads cut into thin-walled materials.

Flowdrill process:
- Creates for up to 3-fold material thickness.
- Chip-less machining - no waste.
- Suitable for iron, stainless steel, aluminium, brass, copper.
- Replaces rivet, weld and press nuts.
- For material thicknesses from 0.7 mm.

Punte di foratura
Flowdrill

Art. no.	Filetto *Thread*	Ø *Dia.*	Per spessore *For thicnkess*
E91040	M6	5,3 mm	2,5 mm
E91042	M8	7,3 mm	2,5 mm

Art. no.	Filetto *Thread*
E91041	M6
E91043	M8

Art. no.	Potenza *Power*	Dimensioni del foro *Holes size*
E91055	1020W	M6 M8

Set per trapanatura con
- Trapano da 1020 W con velocità a regolazione continua.
- Supporto per trapanatura, integrato da morsa.
- Maschi a filettare per M6 e M8.
- Maschi a rullare M6 e M8.
- Lubrificante

Flow drill set including
- Drilling machine 1020 W with continuous speed control.
- Precision drilling column with vice.
- Flow drills for M6 and M8.
- Thread formers M6 and M8.
- Lubricant.

Lubrificante per foratura Olio da taglio
Lubricant for flowdrill process

Art. no.	Per *For*	Confezione *Packaging*
E91044	E91040+E91042	100 gr

Lubrificante per filettatura
Lubricant for tapping

Art. no.	Per *For*	Confezione *Packaging*
E91045	E91041+E91043	1 Lt.

RIPRODUZIONE VIETATA IAM DESIGN REPRODUCTION PROHIBITED

ALIMESA
FUNDICION · FORJA · ARTESANIA
926 86 11 48 ALMAGRO

ACCESSORI MONTAGGIO
ACCESSORIES TO ASSEMBLE

Dima per foratura, brevettata per tubi
Ø 33,7 - 42,4 - 48,3 mm
Con questa attrezzatura è possibile eseguire fori radiali
Ø 7 - 9 - 11 mm (per inserti filettati) e fori per filettature
M5 - M6 - M8
Drilling template, patented for tubes dia. 1 1/3" - 1 2/3" - 1 7/8"Such equipment allows to make radial holes dia. 9/32" - 11/32" - 7/16" for threaded inserts and holes for M5 - M6 - M8 threadings

Art. no.
E40580

Valigetta di plastica contenente rivettatrice per inserti filettati M5, M6, M8, completa di tiranti e testine M5, M6, M8.

Plastic box containing tool, with M5, M6, M8 mandrels and heads. Riveting tool for threaded inserts M5, M6, M8.

Art. no.
E40590

Tiranti per rivettatrice
Mandrels for riveting tool

Art. no.	Filetto *Thread*
E40590/M5	M5
E40590/M8	M8

Inserti filettati da utilizzare con rivettatrice
Threaded inserts for riveting tool

AISI304	Filetto *Thread*
E40591	M5
E40592	M6
E40593	M8

Inserti filettati da utilizzare con rivettatrice
Threaded inserts for riveting tool

IRON	Filetto *Thread*
I40591	M5
I40592	M6
I40593	M8

Zinco spray per ritocchi su punti di saldatura
da usare con il Systema Iron
Spray on zinc to retouch welding spots
use with Systema Iron

Art. no.
185/9

Chiave regolabile per serrare le rotulle ed elementi per gradini sospesi
Adjustable wrench to tighten rods and suspended steps

NEW

Art. no.
E40695

10 panni scotch brite
10 scotch brite cloths

Art. no.
E40586

Set di chiavi a testa esagonale
1,5 - 2 - 2,5 - 3 - 4 - 5 - 8 - 9 mm
Set of hexagonal head keys
1/16" - 5/64" - 1/8" - 5/32" - 3/16" - 5/16" - 11/32"

Art. no.
E40587

Chiave regolabile per serrare le rotulle ed elementi per gradini sospesi
Adjustable wrench to tighten rods and suspended steps

NEW

Art. no.	Per diametri *For diameter*
E40790	15 - 35 mm 19/32" - 1 3/8"
E40791	36 - 50 mm 1 13/32" - 1 61/64"
E40792	51 - 80 mm 2" - 3 5/32"

RIPRODUZIONE VIETATA IAM DESIGN REPRODUCTION PROHIBITED

ALIMESA
FUNDICION · FORJA · ARTESANIA
926 86 11 48 ALMAGRO

PRODOTTI PER LA PULIZIA E MANUTENZIONE
CLEANING AND MAINTENANCE PRODUCTS

INFO

Manutenzione ordinaria - Ordinary maintenance

Spray sgrassante, per la pulizia di tutte le superfici metalliche
Degreaser spray
Spray for cleaning all metal surfaces

Art. no. E4051

Spray finitore, sgrassante e lucidante, lascia una leggera pellicola antistatica e idroreppellente sulle superfici metalliche trattate. Indicato ad essere utilizzato su lavori finiti
Leaves a thin antistatic and water-repellent coat on the treated metallic surfaces. It is recommended on finished products

Art. no. E4052

Pulizia ordinaria: utilizzare un panno umido ed asciugare bene con un panno asciutto e morbido.
Pulizia periodica installazioni in interni: utilizzare i prodotti specifici in base all'uso ogni 2-3 mesi.
Pulizia periodica installazioni in esterni: utilizzare i prodotti specifici ogni 1-2 mesi.

ATTENZIONE: non utilizzare mai additivi contenenti cloruri (tipo candeggina)

Ordinary cleaning: use a humid rag and dry completely with a dry soft rag.
Periodic cleaning in interiors: use specific products every 2-3 months
Periodic cleaning in exteriors: use specific products every 1-2 months

ATTENTION: you must not use chlorides containing additives (like bleach)

Manutenzione intensa - Intense maintenance

Derugginante liquido per l'acciaio inox, è un potente sgrassante capace di disinquinare le tracce ferrose dalle superfici in acciaio inox. Pulisce e protegge ed esalta la preesistente brillantatura
De-rusting solution for stainless steel. It is a powerful degreasing product to clean up the Iron traces from the stainless steel surfaces. It cleans, protects and exalts the pre-existing brightness

1 Kg

Art. no. E4051/D

Prodotto per circa 2 mt lineari
Product enough for approx 6,56 ft

Prodotto passivante per acciaio inox. Il suo scopo è di creare una pellicola protettiva di ossido e di cromo sulla superficie dell'acciaio inossidabile
Passivating product for stainless steel. Its aim is to create a protective oxide and chrome film on the stainless steel surface

1 Kg

Art. no. E4051/P

Prodotto per circa 2 mt lineari
Product enough for approx 6,56 ft

Usare i prodotti E4051/D e E4051/P esclusivamente per una pulizia straordinaria e profonda dove l'acciaio inox presenta un ossidazione provocata da agenti atmosferici, chimici o da inquinamento.

Use E4051/D and E4051/P products exclusively for occasional and deep cleanings, when the stainless steel shows an atmospheric, chemical or pollution agents oxidation.

Contenuto:
250 gr Pulitore ultra attivo
250 gr Pulitore superfici
2 Spugne speciali
1 Panno di lucidatura
1 paio di occhiali e foglio con istruzioni
Including:
250 gr ultra active cleaner
250 g Surface Cleaner
2 special sponges
1 polishing cloth
1 pair of glasses and instructions sheet

Art. no. E91901

Kit pulitura acciaio inox
Stainless steel cleaning kit

Bloccante per viti
Threadlocking
50 ml

Art. no. E4053

Bloccante per raccorderia da innesto
High gluing adhesive
50 ml

Art. no. E4054

Bloccante per raccorderia da innesto
È adatta per raccordi e tappi da incollaggio.
Locking adhesive for fittings
Suitable for glueing fittings and end caps
10 ml

NEW

Art. no. E4054/S

RIPRODUZIONE VIETATA
IAM DESIGN
INNOVATION ARCHITECTURAL METAL
REPRODUCTION PROHIBITED